



# CRIMSON TIDE

BASKETBALL

20 NCAA Appearances » 14 Combined SEC Titles » 2nd in SEC History in Total League Wins » 2nd in SEC History in Winning Percentage



## GAME 31



### <sup>2</sup>ALABAMA VS <sup>15</sup>IONA

MARCH 20, 2021 / 3 P.M. CT / INDIANAPOLIS, IND.

HINKLE FIELDHOUSE

TV: TBS

(Play-By-Play: Andrew Catalon, Analyst: Steve Lappas, Sideline: AJ Ross)

#### RADIO: CRIMSON TIDE SPORTS NETWORK

(Play-By-Play: Chris Stewart, Analyst: Bryan Passink, Sideline: Roger Hoover)

Sirius/XM Channel: 138/210

#### CRIMSON TIDE

2020-21 Record	24-6
2020-21 SEC Record	16-2
Leading Scorer	Jaden Shackelford (14.2)
Leading Rebounder	Herbert Jones (6.5)
Leader in Assists	Herbert Jones (3.4)
Leader in Steals	Herbert Jones (1.8)
Leader in Blocks	Herbert Jones (1.1)
Head Coach	Nate Oats
Record at Alabama (Years)	40-21 (2nd)
Career Record (Years)	136-64 (6th)

#### GAELS

2020-21 Record	12-5
2020-21 MAAC Record	6-3
Leading Scorer	Isaiah Rose (18.4)
Leading Rebounder	Nelly Junior Joseph (7.6)
Leader in Assists	Asante Gist (3.7)
Leader in Steals	Berrick JeanLouis (2.3)
Leader in Blocks	Nelly Junior Joseph Jr. (1.5)
Head Coach	Rick Pitino
Record at Iona (Years)	12-5 (1st)
Career Record (Years)	784-278 (33rd)

#### NUGGETS YOU NEED TO KNOW

- The Alabama men's basketball team is the No. 2 seed in the East Region, and No. 5 overall seed. The Tide will face No. 15 seed Iona inside Hinkle Fieldhouse on the campus of Butler University Saturday at 3 p.m. CT on TBS.
- The tournament trip is the 21st in program history and its first since 2018. UA is 19-20 all-time in the tournament and has advanced to the Sweet 16 seven times and the Elite Eight once (2004).
- Saturday's matchup will mark the second meeting between Alabama and Iona with the Crimson Tide winning the only other match-up between the teams. That contest came on Dec. 29, 1989 when the Tide captured a 78-39 victory in the opening round of the Cable Car Classic in San Francisco.
- Alabama ranks No. 2 in the Ken Pomeroy defensive efficiency ratings (as of 3/18). Last year, the Tide was rated by the same site at No. 114 in the category. The Tide also ranks No. 34 in offensive efficiency making UA one of just four teams in the nation to have a top-40 offense and a top-10 defense.
- Alabama leads the nation in three-point field goals made (312) and attempted (912) (as of March 18) and is third in threes made per game (10.8). Furthermore, the Tide is also third nationally in average possession length on offense (14.1) and ninth in the nation in adjusted tempo (73.9 possessions per game).
- Alabama boasts four seniors who have played more than 100 games. John Petty Jr. leads all players with 128 games played, followed by Herbert Jones (126), Alex Reese (121) and Jordan Bruner (104).

#### WHAT'S INSIDE

• Player Roster/Stats	Page 2	• Player Bios	Pages 23-31
• NCAA Bracket	Page 3	• Team Stats	32-46
• Tale of the Tape	Page 5	• NCAA Tournament Records/Box Scores	47-61
• Team Notes	Pages 5-14	• Radio/TV Chart	62
• Season Box Scores	Pages 15-22		

## 2020-21 SCHEDULE

Opponent	TV	Time (CT)/Result
<b>NOVEMBER</b>		
25 JACKSONVILLE STATE	SEC Network	W, 81-57
30 vs. Stanford <sup>1</sup>	ESPN2	L, 64-82
<b>DECEMBER</b>		
1 vs. UNLV <sup>1</sup>	ESPN2	W, 86-74
2 vs. Providence <sup>1</sup>	ESPN2	W, 88-71
12 vs. Clemson <sup>2</sup>	ACCN+	L, 56-64
15 FURMAN	SEC Network	W, 83-80
19 WESTERN KENTUCKY	ESPNU	L, 71-73
22 EAST TENNESSEE ST	SEC Network+	W, 85-69
29 OLE MISS*	SEC Network	W, 82-64
<b>JANUARY</b>		
2 at <sup>7/16</sup> Tennessee*	ESPN2	W, 71-63
5 FLORIDA*	ESPN2	W, 86-71
9 at Auburn*	ESPN2	W, 94-90
12 at Kentucky*	ESPN	W, 85-65
16 ARKANSAS*	SEC Network	W, 90-59
19 at LSU*	ESPNU	W, 105-75
23 MISSISSIPPI STATE*	SEC Network	W, 81-73
26 KENTUCKY*	ESPN	W, 70-59
30 at <sup>24/RV</sup> Oklahoma <sup>3</sup>	ESPN	L, 61-66
<b>FEBRUARY</b>		
3 LSU*	ESPN2	W, 78-60
6 at <sup>18/17</sup> Missouri*	ESPN	L, 65-68
9 at South Carolina*	SEC Network	W, 81-78
13 GEORGIA*	SEC Network	W, 115-82
18 at Texas A&M*	SEC Network	Postponed
20 VANDERBILT*	SEC Network	W, 82-78
24 at <sup>20/20</sup> Arkansas*	ESPN2	L, 66-81
27 at Mississippi State*	SEC Network	W, 64-59
<b>MARCH</b>		
2 AUBURN*	ESPN2	W, 70-58
6 at Georgia*	CBS	W, 89-79
12 vs. Mississippi State <sup>4</sup>	ESPN	W, 85-48
13 vs. Tennessee <sup>4</sup>	ESPN	W, 73-68
14 vs. LSU <sup>4</sup>	ESPN	W, 80-79
20 vs. Iona <sup>5</sup>	TBS	3 p.m.













1 Maui Invitational (Asheville, N.C.)  
 2 Holiday Hoopsgiving (Atlanta, Ga.)  
 3 SEC/Big 12 Challenge  
 4 SEC Tournament (Nashville, Tenn.)  
 5 NCAA Tournament (Indianapolis, Hinkle Fieldhouse)  
 \* Southeastern Conference game  
**BOLD** indicates home game  
 Rankings listed are AP/Coaches

Follow us on Twitter, Instagram and Facebook at @AlabamaMBB

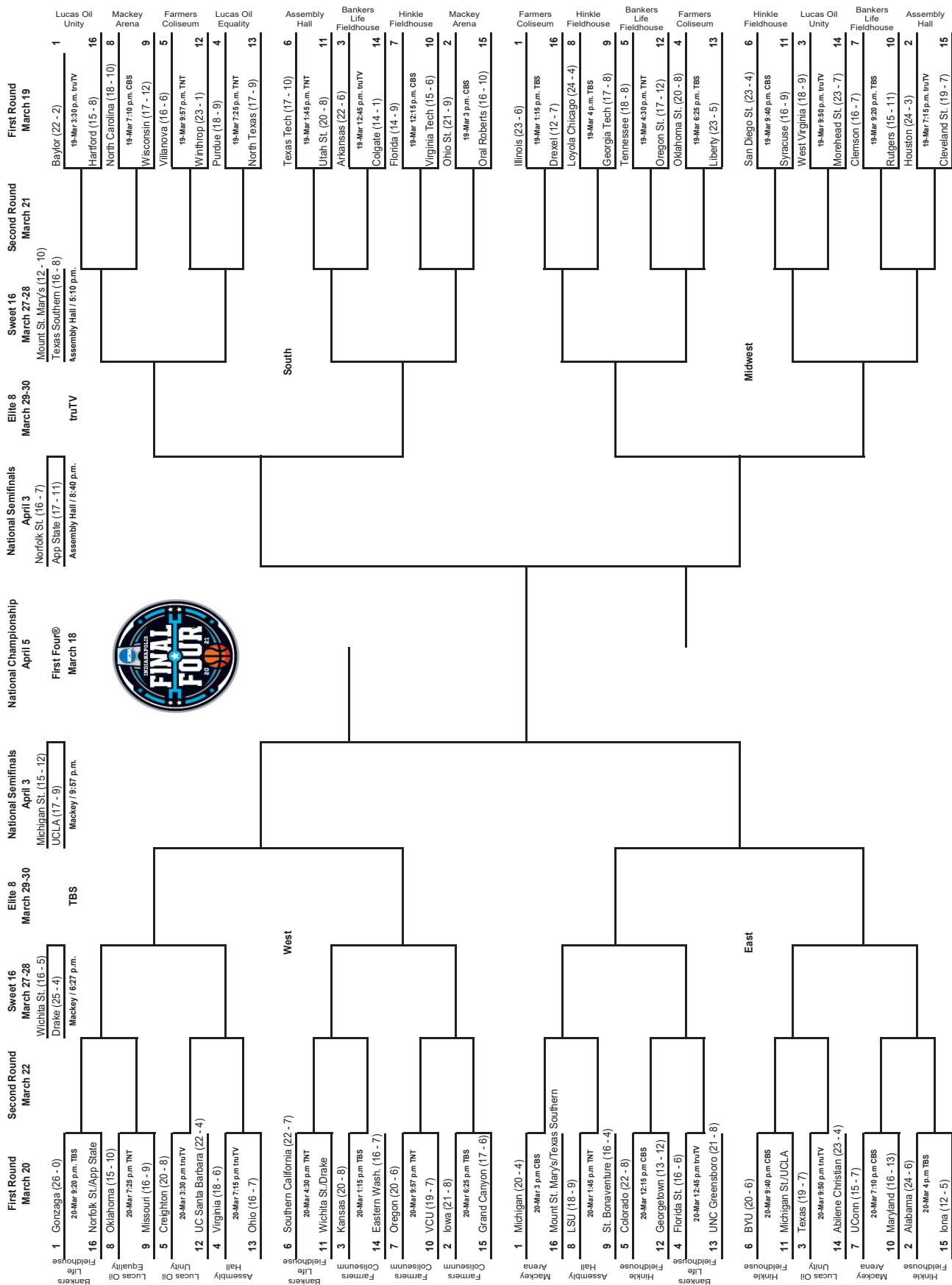


Follow **ALABAMA MEN'S BASKETBALL** on the social media sites listed for up-to-date news, exclusive content and more.

2020-21 OVERALL RECORDS • 24-6 / SEC • 16-2 / HOME • 12-1 / AWAY • 6-3 / NEUTRAL • 5-2  
PREVIOUS GAMESTARTERS HIGHLIGHTED IN SHADED BOX

1		<b>HERBERT JONES</b> <b>F/G • 6-8 • 210 • Sr. • Greensboro, Ala.</b> PPG RPG APG SPG BPG MPG 11.2 6.5 3.4 1.8 1.1 27.2	<b>LAST GAME: 13 pts, 11 rebs, 6 asts, 4 blks vs. LSU</b> <b>NOTES:</b> Long, slashing & athletic lefty who worked tremendously hard to improve his 3-point shot in the offseason ... 3-year captain & one of the top defensive players in the nation ... 2020 SEC All-Defensive Team ... led UA with 16 Hard Hat Awards & 593 Blue Collar points last year ... 77 charges taken for his career ... Academic All-District (2019).	<b>SEASON HIGHS</b> <b>Pts:</b> 21 vs. Georgia (2/27/21) <b>Rebs:</b> 14 at Miss. State (2/27/21) <b>Asts:</b> 8 vs. Kentucky (1/27/21) <b>Stls:</b> 5 at Auburn (1/9/21)
2		<b>JORDAN BRUNER</b> <b>F • 6-10 • 225 • Gr. • Columbia, S.C.</b> PPG RPG APG SPG BPG MPG 6.1 4.2 1.3 1.3 1.0 19.5	<b>LAST GAME: 4 rebs, 13 mins vs. LSU</b> <b>NOTES:</b> High level defender & shot-blocker ... first-team All-Ivy League last season at Yale ... the only player in Yale history to record a triple-double ... high IQ player ... ability to knock down three-pointers & make precision passes ... Oats was the first to contact him when he entered portal ... came to Alabama because of style of play fit him best.	<b>SEASON HIGHS</b> <b>Pts:</b> 14 2x, last at Arkansas (2/24/21) <b>Rebs:</b> 8 vs. ETSU (12/22/20) <b>Asts:</b> 4 4x, last at Auburn (1/9/21) <b>Stls:</b> 5 vs. Clemson (12/12/20)
3		<b>ALEX REESE</b> <b>F • 6-9 • 230 • Sr. • Pelham, Ala.</b> PPG RPG APG SPG BPG MPG 5.2 3.0 0.6 0.5 0.5 14.8	<b>LAST GAME: 6 pts, 3 rebs vs. LSU</b> <b>NOTES:</b> Stretch four who can play inside but is at his best when he takes advantage of mismatches ... one of the team's most experienced players and outside shooters ... led Alabama in blocked shots last season ... one of the team's top rebounders ... coming off a season in which he set career highs in most every category.	<b>SEASON HIGHS</b> <b>Pts:</b> 15 at Oklahoma (1/30/21) <b>Rebs:</b> 5 6x, last vs. Tennessee (3/13/21) <b>Asts:</b> 2 4x, last vs. Vanderbilt (2/20/21) <b>Blks:</b> 3 vs. Florida (1/5/21)
4		<b>JUWON GARY</b> <b>F • 6-6 • 218 • R-Fr. • Columbia, S.C.</b> PPG RPG APG SPG BPG MPG 3.5 2.6 0.2 0.4 0.4 8.0	<b>LAST GAME: 8 pts, 8 rebs vs. LSU</b> <b>NOTES:</b> Strong, athletic power forward who sat out the 2019-20 season after suffering a knee injury ... strong around the post and gives the Tide another big body inside ... capable of playing outside the arc but specializes inside the paint and on the boards ... came to Alabama as a top-100 recruit (No. 64 by ESPN).	<b>SEASON HIGHS</b> <b>Pts:</b> 12 vs. LSU (2/3/21) <b>Rebs:</b> 9 at Arkansas (2/24/21) <b>Asts:</b> 1 2x, last at Missouri (2/6/21) <b>Blks:</b> 3 vs. Arkansas (1/16/21)
5		<b>JADEN SHACKELFORD</b> <b>G • 6-3 • 200 • So. • Hesperia, Calif.</b> PPG RPG APG SPG BPG MPG 14.2 3.8 2.0 0.9 0.1 29.3	<b>LAST GAME: 21 pts, 5 rebs, 4 asts vs. LSU</b> <b>NOTES:</b> One of the top shooters in the SEC ... left-handed shooter who primarily plays at the 2 ... Freshman All-SEC honoree last year ... finished the 2019-20 season with 84 threes made including 55 coming in league play which led the SEC ... capable of scoring from anywhere on the court ... terrific finisher around the rim.	<b>SEASON HIGHS</b> <b>Pts:</b> 27 vs. Vanderbilt (2/20/21) <b>Rebs:</b> 12 vs. Jax State (11/25/20) <b>Asts:</b> 8 at LSU (1/19/21) <b>Stls:</b> 2 5x, last at Georgia (3/6/21)
11		<b>JOSH PRIMO</b> <b>G • 6-6 • 190 • Fr. • Toronto, Ontario</b> PPG RPG APG SPG BPG MPG 8.1 3.4 0.9 0.6 0.3 22.6	<b>LAST GAME: DNP vs. LSU</b> <b>NOTES:</b> Combo guard who is one of the top young players in the nation ... reclassified from 2021 class into 2020 class and was a 5-star prospect who was ranked No. 19 overall ... lengthy, athletic and versatile player who is one of the top players in all of Canada ... was AAU teammates with fellow freshman Keon Ambrose-Hylton.	<b>SEASON HIGHS</b> <b>Pts:</b> 22 2x, last at LSU (1/19/21) <b>Rebs:</b> 6 vs. Ole Miss (12/29/20) <b>Asts:</b> 3 3x, last vs. Arkansas (1/16/21) <b>Stls:</b> 4 at Kentucky (1/12/21)
12		<b>DARIUS MILES</b> <b>F • 6-6 • 185 • Fr. • Washington, D.C.</b> PPG RPG APG SPG BPG MPG 2.4 0.9 0.3 0.2 0.3 4.4	<b>LAST GAME: DNP vs. LSU</b> <b>NOTES:</b> Late signee who came to Alabama from IMG Academy ... a wire, aggressive player who can slash to the basket ... capable of making the three-point shot ... runs the floor well and is at his best in transition ... solid rebounder ... listed as a 4-star signee and the 26th-best small forward in the nation by Rivals.	<b>SEASON HIGHS</b> <b>Pts:</b> 9 at LSU (1/19/21) <b>Rebs:</b> 4 vs. Georgia (2/13/21) <b>Asts:</b> 2 2x, last vs. Miss St (3/12/21) <b>Stls:</b> 1 vs. Stanford (11/30/20)
13		<b>JAHVON QUINERLY</b> <b>G • 6-1 • 175 • So. • Hackensack, N.J.</b> PPG RPG APG SPG BPG MPG 12.7 2.0 3.0 0.7 0.1 24.7	<b>LAST GAME: 14 pts, 5 rebs, 3 asts vs. LSU</b> <b>NOTES:</b> Transfer from Villanova who was denied a waiver by the NCAA to play last year ... applied his year out to get better, learn Oats' system and improve his overall game ... helped create the "Jelly" fad & has over 420k followers on Instagram ... a 2018 McDonald's All-American ... ranked No. 26 in ESPN's 2018 Top 100.	<b>SEASON HIGHS</b> <b>Pts:</b> 24 vs. Ole Miss (12/29/20) <b>Rebs:</b> 5 2x, last vs. KSU (3/14/21) <b>Asts:</b> 9 vs. ETSU (12/22/20) <b>Stls:</b> 3 vs. Stanford (11/30/20)
14		<b>KEON ELLIS</b> <b>G • 6-6 • 170 • Jr. • Eustis, Fla.</b> PPG RPG APG SPG BPG MPG 5.5 3.9 1.1 1.0 0.3 17.2	<b>LAST GAME: 14 pts, 5 rebs vs. LSU</b> <b>NOTES:</b> Smooth 2-guard who is a terrific shooter and very capable defender ... also brings a veteran quality to the Tide after spending two years at Florida Southwestern State College ... earned NJCAA All-America honors and was ranked as the No. 1 JUCO player in the nation ... older brother played D-I basketball Jacksonville University.	<b>SEASON HIGHS</b> <b>Pts:</b> 16 vs. Florida (1/5/21) <b>Rebs:</b> 9 vs. Vanderbilt (2/20/21) <b>Asts:</b> 3 3x, last vs. Vandy (2/20/21) <b>Stls:</b> 3 2x, last at South Carolina (2/9/21)
22		<b>KEON AMBROSE-HYLTON</b> <b>F • 6-8 • 210 • Fr. • Toronto, Ontario</b> PPG RPG APG SPG BPG MPG 1.1 0.8 0.1 0.1 0.1 4.3	<b>LAST GAME: DNP vs. LSU</b> <b>NOTES:</b> Athletic and powerful big man ... has a high motor and can run the floor ... blue-collar work ethic and is always the first one in the gym ... his strength is around the rim where he can use his explosiveness and athletic ability ... teammates alongside Josh Primo for UPlay AAU in Canada ... rated as one of the top prep players in all of Canada.	<b>SEASON HIGHS</b> <b>Pts:</b> 4 3x, last vs. Miss. State (1/21/21) <b>Rebs:</b> 4 vs. Arkansas (1/16/21) <b>Asts:</b> 2 at LSU (1/19/21) <b>Blks:</b>
23		<b>JOHN PETTY JR.</b> <b>G • 6-5 • 184 • Sr. • Huntsville, Ala.</b> PPG RPG APG SPG BPG MPG 12.3 5.1 2.0 1.3 0.6 30.9	<b>LAST GAME: 4 pts, 6 rebs, 2 stls vs. LSU</b> <b>NOTES:</b> The top three-point shooter in the SEC and one of the best shooters in the nation ... on verge of breaking nearly every three-point record in program history ... Jerry West Award Preseason Watch List ... Preseason All-SEC First Team ... tested NBA waters and was one of the last players to withdraw name.	<b>SEASON HIGHS</b> <b>Pts:</b> 24 at LSU (1/19/21) <b>Rebs:</b> 8 2x, last at South Carolina (2/9/21) <b>Asts:</b> 6 2x, last vs. Furman (12/15/20) <b>Stls:</b> 4 2x, last at Missouri (2/6/21)
33		<b>JAMES ROJAS</b> <b>F • 6-8 • 220 • Jr. • Jamestown, N.Y.</b> PPG RPG APG SPG BPG MPG 3.1 2.8 0.4 0.6 0.2 11.7	<b>LAST GAME: 2 mins vs. LSU</b> <b>NOTES:</b> Sat out last season after suffering knee injury prior to the year ... JUCO All-America at Hutchison CC ... effective around the basket and can knock down threes ... strong post-presence and solid post-defender ... plays with a toughness and a chip on his shoulder ... from same hometown at assistant coach Bryan Hodgson.	<b>SEASON HIGHS</b> <b>Pts:</b> 15 vs. Florida (1/5/21) <b>Rebs:</b> 7 3x, last vs. Florida (1/5/21) <b>Asts:</b> 2 vs. Mississippi State (3/12/21) <b>Stls:</b> 2 2x, last at Georgia (3/6/21)

# 2021 NCAA Division I Men's Basketball Championship



© 2021 National Collegiate Athletic Association. No commercial use without the NCAA's written permission.  
The NCAA opposes all forms of sports wagering.

## LAST TIME OUT: NO. 6/5 ALABAMA 80, LSU 79 [NASHVILLE, TENN. | SEC CHAMPIONSHIP | 3/14/21]



Official Basketball Box Score - Final  
**LSU at Alabama**  
 03/14/21 Bridgestone Arena, Nashville  
 2020-21 SEC Men's Basketball Championship

Game Time: 1:00 PM  
 Game Duration: 2:00  
 Attendance: 2,586

Officials: Doug Shows, Pat Adams, Joe Lindsey

LSU - 79

Record: 18-9

NO.	Name	Min	FG	3P	FT	Rebounds	Fouls	TP	AS	TO	ST	Blocks	+/-
			M-A	M-A	M-A	OR DR TOT	PF FD					BS BA	
2	Trendon Watford	F 39:33	13-23	1-3	3-7	5 3 8	4 9	30	2	1	2	0 3	-3
4	Darius Days	F 31:44	1-6	0-3	0-0	4 8 12	3 1	2	1	2	1	0 0	7
15	Aundre Hyatt	F 33:01	3-7	0-0	2-2	4 4 8	1 1	8	0	0	0	1 2	8
1	Javonte Smart	G 38:23	7-17	5-11	2-2	0 7 7	1 1	21	5	2	0	1 1	-4
24	Cameron Thomas	G 40:00	6-18	4-10	2-2	1 2 3	1 3	18	2	0	3	1 2	-1
25	Eric Gaines	08:36	0-1	0-0	0-0	0 1 1	1 0	0	0	0	0	1 0	-6
11	Josh LeBlanc	08:43	0-2	0-0	0-0	1 1 2	2 0	0	0	0	0	1 0	-6
Team						1 1 2		0					
<b>Totals</b>			30-74	10-27	9-13	16 27 43	13 15	79	10	5	6	5 8	-1

Technical Fouls: NONE

Dead Ball Rebounds: 0, 0

Shooting By Period		
1st FG%	13-35	37.1%
3PT%	4-12	33.3%
FT%	7-8	87.5%
2nd FG%	17-39	43.6%
3PT%	6-15	40.0%
FT%	2-5	40%
GM FG%	30-74	40.5%
3PT%	10-27	37.0%
FT%	9-13	69.2%

Alabama - 80

Record: 24-6

NO.	Name	Min	FG	3P	FT	Rebounds	Fouls	TP	AS	TO	ST	Blocks	+/-
			M-A	M-A	M-A	OR DR TOT	PF FD					BS BA	
2	Jordan Bruner	F 12:38	0-2	0-1	0-0	1 3 4	1 0	0	0	0	0	0 0	1
1	Herbert Jones	G 33:48	6-16	0-3	1-2	5 6 11	3 2	13	6	2	1	4 2	-2
5	Jaden Shackelford	G 36:43	8-19	5-13	0-0	1 4 5	0 2	21	4	1	1	0 1	-2
14	Keon Ellis	G 25:34	6-8	2-4	0-0	1 4 5	4 0	14	1	1	1	0 0	5
23	John Petty Jr.	G 30:41	2-8	0-3	0-0	0 6 6	2 2	4	0	3	0	2 0	-12
3	Alex Reese	13:05	2-5	2-5	0-0	0 3 3	3 0	6	0	1	0	0 0	6
4	Juwan Gary	16:51	4-6	0-0	0-1	7 1 8	2 3	8	1	0	1	1 0	8
13	Jahvon Quinerly	28:11	5-11	3-7	1-2	1 4 5	0 4	14	4	1	0	0 1	5
33	James Rojas	02:29	0-1	0-0	0-0	0 0 0	0 0	0	0	0	0	0 1	-4
Team						3 0 3		0					
<b>Totals</b>			33-76	12-36	2-5	19 31 50	15 13	80	16	9	4	8 5	1

Technical Fouls: NONE

Dead Ball Rebounds: 0, 1

Shooting By Period		
1st FG%	17-41	41.5%
3PT%	6-18	33.3%
FT%	0-1	0%
2nd FG%	16-35	45.7%
3PT%	6-18	33.3%
FT%	2-4	50%
GM FG%	33-76	43.4%
3PT%	12-36	33.3%
FT%	2-5	40.0%

	LSU	UA
<b>Biggest lead</b>	4 (1st 3:35)	8 (1st 18:19)
<b>Best Scoring Run</b>	8 (1st 13:40)	8 (1st 18:19)
<b>Lead Changes</b>	16	
<b>Times Tied</b>	5	
<b>Time with Lead</b>	09:07	27:33

	Points from	LSU	UA
<b>Turnovers</b>	7	6	
<b>Paint</b>	38	42	
<b>Second Chance</b>	10	16	
<b>Fast Breaks</b>	10	16	
<b>Bench</b>	0	28	

Period by Period Scoring			
	1st	2nd	TOT
LSU	37	42	79
UA	40	40	80

**NASHVILLE, Tenn.** — No. 6/5 Alabama captured the 2021 Southeastern Conference Tournament championship with a 80-79 victory over LSU in Sunday's title game. It marks the seventh SEC Tournament trophy in Crimson Tide history and the first in 30 years, dating back to 1991.

Combined with winning the program's eighth SEC regular-season title, the Tide has now claimed a combined 15 SEC Championships in school history. The seven SEC Tournament titles rank second in conference history as UA becomes the first team since Kentucky in 2017 to win both the regular season and tournament championships in the same season. Other tournament titles include: 1934, 1982, 1987, 1989, 1990 and 1991.

The Tide (23-6) owns a record of 70-53 (.569) in all-time SEC Tournament games, ranking second in tournament winning percentage and third in total tournament wins.

### Team Stats

- In a game that featured 16 ties and five lead changes, Alabama captured its first SEC Tournament Championship in 30 years, the first since 1991
- Alabama set the school record for 80-point games in a single season, improving to 18-0 this season when reaching the mark
- The Tide improved to 7-7 record in SEC Tournament Championship games and ranks second in the conference in both conference tournament winning percentage and league titles won
- The Tide will take a six-game winning streak into the NCAA Tournament
- Jahvon Quinerly was named the tourney's Most Outstanding Player, while Herbert Jones was named to the all-tournament team
- Herbert Jones recorded his second straight double-double of the tournament with 13 points and 11 rebounds while dishing out six assists
- Alabama shot 43 percent (33-of-76) from the field and grabbed 50 rebounds with 28 points coming by way of the Tide bench while holding LSU to 41 percent (30-of-74) and 43 rebounds with zero points coming from the Tiger reserves

### First Half

- Alabama jumped out to an early lead by scoring the game's first eight points to force an early timeout by the Vols in the first two minutes of action
- With the Tide leading 13-7 with 15:30 left in the first half, LSU went on an 8-0 run to take their first lead of the game, 15-13, at the 13:40 mark
- Alabama used a 5-0 spurt to regain the lead with the two teams trading baskets to leave UA holding on to a 24-19 advantage with 8:16 remaining in the first half
- The Tigers responded with an 14-5 run that gave LSU the upper hand, 37-33, with just 2:13 to play in the first stanza, however, Alabama finished the half on a 7-0 run to take 40-37 lead into the locker room

### Second Half

- The first five minutes of the second half went back-and-forth with LSU holding a 50-47 lead with 14:02 left to play
- Alabama used a 6-0 run to take a 56-52 lead before LSU responded with an 8-0 run to take back the 60-56 lead
- The Tide fired back with a 13-3 run over the next 3:17 to lead 69-63 with 6:54 remaining in the final half
- Both teams went back-and-forth down the stretch, with each making big plays
- Alabama pushed its lead to 76-71 with a 5-0 run, but the Tigers took the 77-76 lead with a 6-0 run of its own with just one minute to play
- Trailing by one, Jones made the game-winning lay-up with 19 seconds remaining and the UA defense held for the final stop to seal the victory

## 2020-21 TOP PERFORMANCES

CATEGORY	ALABAMA	OPPONENTS
Points	27 by Jaden Shackelford vs. Vanderbilt, 2/20/21	28, Moses Moody, Arkansas, 1/16/21
Field Goals Made	10 by Jaden Shackelford vs. Vanderbilt, 2/20/21	11 by Charles Bassey, WKU, 12/19/20
Field Goal Attempts	21 by Jaden Shackelford vs. Vanderbilt, 2/20/21	25, Moses Moody, Arkansas, 1/16/21
3-Pointers Made	8 2x, last by last by John Petty Jr. at LSU, 1/19/21	6, 2x, last by Damari Monsanto, ETSU, 12/22/20
3-Pointers Attempted	13 2x, last by Jaden Shackelford vs. LSU, 3/14/21	13, AJ Lawson, South Carolina, 2/9/21
Rebounds	14, last by Herbert Jones at Mississippi State, 2/27/21	15 by Dylan Disu, Vanderbilt, 2/20/21
Assists	9 by Jahvon Quinerly vs. ETSU, 12/22/20	9, Sharife Cooper, Auburn, 1/9/21
Steals	5 2x, last by Jordan Bruner vs. Auburn, 1/9/21	5, Mark Smith, Missouri, 2/6/21
Blocks	4 by Herbert Jones vs. LSU, 3/14/21	7, Isaiah Jackson, Kentucky, 1/12/21



## TIDE

## TALE OF THE TAPE

## GAELS

2020-21	Season	2020-21
24-6	Overall	12-5
16-2	Conference	6-3
9-1	Last 10	8-2
5-0	Last 5	5-0
79.6	PPG	72.2
69.8	OPP PPG	65.9
+9.8	Margin	+5.9
.431	FG%	.445
.405	FG% DEF	.399
.351	3PT%	.355
.288	3PT% DEF	.301
10.7	3PT MPG	7.5
.720	FT%	.743
40.5	RPG	37.6
38.9	OPP RPG	31.6
+1.6	Margin	+6.0
14.2	APG	13.9
14.0	TOs PG	15.7
4.4	BPG	3.9
8.6	SPG	6.8

## SERIES HISTORY

Overall Series Record.....	Alabama leads, 1-0
Last Five Contests .....	Alabama leads, 1-0
Last 10 Contests.....	Alabama leads, 1-0
At Iona .....	0-0
At Alabama .....	0-0
At Coleman Coliseum.....	0-0
Neutral Site.....	Alabama leads, 1-0
Series Streak.....	Alabama won 1
Last Meeting .....	Dec. 29, 1989; Alabama 78, Iona 39 (Cable Car Classic in San Francisco)

## ABOUT IONA

• Iona enters the NCAA Tournament after having won the Metro Atlantic Athletic Conference (MAAC) Tournament championship, defeating Fairfield 60-51 back on March 13. The Gaels improved to 12-5 across its 17-game schedule after finishing 6-3 versus league competition.

• The Gaels overcame several bumps in the road in route to the program's 15th NCAA Tournament appearance. Iona went on three different pauses throughout the course of the year. Head coach Rick Pitino didn't make his coaching debut until Nov. 29, pausing activity for six games at the beginning of the year. On Dec. 29, the Gaels paused once again for 51 days, resuming action on Feb. 12. It was the longest pause by any Division I team this season. Finally, on Feb. 22, the Gaels were forced to cancel their five remaining regular season contests due to another positive test.

• Despite owning the second-highest winning percentage in the MAAC, Iona was the No. 9 seed but captured four wins in a five-day span to earn its fifth-straight conference tournament championship. The Gaels defeated 8-seed Quinnipiac (72-48) on March 9, No. 1 seed Siena (55-52) on March 10, No. 5 Niagara (70-64) on March 12 and No. 7 Fairfield (60-51) on March 13.

• The Gaels are led on the year by guard Isaiah Ross who tops Iona in points (18.4 ppg), field goals made (107) and attempted (235), threes made (43) and attempted (110) and minutes (34.2 mpg). Joining him is MAAC All-Freshman and finalist for the Kyle Macy National Freshman of the Year Nelly Junior Joseph. The 6-9, 230-pound forward leads the team in rebounding (7.6 rpg), blocks (1.5 bpg) and field goal percentage (59.5 percent) while averaging 11.4 points a game which is third-best on the team. Asante Gist also averages double figures at 13.3 ppg and is one of the top free throw shooters in the nation at 88.9 percent (72-of-81).

• As a team, Iona is outscoring the competition by 6.3 points a contest (72.2-65.9), while shooting 44.5 percent from the field, 35.5 percent from beyond the arc and 74.3 percent from the charity stripe. Defensively, the Gaels limit the opposition to 39.9 percent from the floor and 30.1 percent from deep and average 7.4 steals per game.

• Pitino becomes the third coach in college history to take five different teams to NCAA Tournaments with this year's automatic bid. Now in his 33rd season as a collegiate head coach, Pitino has a 784-278 and a 54-19 record in the NCAA Tournament. Pitino holds the third highest winning percentage in NCAA Tournament games (.740) among all active coaches.

## ASSOCIATED PRESS POLL

## WEEK 17 (MARCH 14)

Rank	Team (FPV)	Record	Points	Prev. Rank
1	Gonzaga (60)	26-0	1,500	1
2	Illinois	23-6	1,415	3
3	Baylor	22-2	1,397	2
4	Michigan	20-4	1,280	4
5	<b>Alabama</b>	<b>24-6</b>	<b>1,242</b>	<b>6</b>
6	Houston	24-3	1,145	7
7	Ohio State	21-9	1,138	9
8	Iowa	21-8	1,132	5
9	Texas	19-7	993	13
10	<b>Arkansas</b>	<b>22-6</b>	<b>895</b>	<b>8</b>
11	Oklahoma State	20-8	891	12
12	Kansas	20-8	803	11
13	West Virginia	18-9	745	10
14	Florida State	16-6	651	15
15	Virginia	18-6	584	16
16	San Diego State	23-4	521	19
17	Loyola Chicago	24-4	513	18
18	Villanova	16-6	490	14
19	Creighton	20-8	411	17
20	Purdue	18-9	382	20
21	Texas Tech	17-10	271	20
22	Colorado	22-8	243	23
23	BYU	20-6	125	NR
24	USC	22-7	125	24
25	Virginia Tech	15-6	118	22

Others receiving votes: Georgia Tech 103, Tennessee 72, St. Bonaventure 71, Connecticut 62, **LSU 54**, Oregon 40, **Oklahoma 40**, Wisconsin 26, Winthrop 10, **Clemson 5**, UC Santa Barbara 2, **Missouri 2**, Cleveland State 2, Georgetown 1.

## USA TODAY/COACHES POLL

## WEEK 17 (MARCH 14)

Rank	Team (FPV)	Record	Points	Prev. Rank
1	Gonzaga (32)	26-0	800	1
2	Illinois	23-6	745	3
3	Baylor	22-2	737	2
4	Michigan	20-4	676	4
5	<b>Alabama</b>	<b>24-6</b>	<b>668</b>	<b>5</b>
6	Houston	24-3	587	7
7	Ohio State	21-9	586	10
8	Iowa	21-8	549	6
9	Texas	19-7	488	16
10	<b>Arkansas</b>	<b>22-6</b>	<b>472</b>	<b>8</b>
11	Kansas	20-8	433	12
12	Oklahoma State	20-8	402	14
13	West Virginia	18-9	395	9
14	Florida State	16-6	391	13
15	Virginia	18-6	347	15
16	Loyola Chicago	24-4	312	18
17	Villanova	16-6	289	11
18	San Diego State	3-4	273	T-19
19	Creighton	20-8	245	17
20	Purdue	18-9	206	T-19
21	Texas Tech	17-10	132	22
22	Colorado	22-8	127	
23	USC	22-7	104	23
24	Virginia Tech	15-6	101	21
25	Oregon	20-6	73	25

Others receiving votes: BYU 55, **Oklahoma 42**, St. Bonaventure 42, UConn 33, Georgia Tech 18, Wichita State 14, **LSU 13**, Drake 10, **Tennessee 9**, Winthrop 8, **Missouri 8**, North Texas 3, **Clemson 3**, Georgetown 2, UC Santa Barbara 1, UCLA 1.

## ALABAMA IN THE POLLS WEEK-BY-WEEK

WEEK	AP/USA TODAY	WEEK	AP/USA TODAY
PRE	RV/25	10	9/T8
2	RV/25	11	10/7
3	RV/RV	12	11/11
4	NR/NR	13	8/9
5	NR/NR	14	6/7
6	NR/NR	15	8/5
7	RV/RV	16	6/5
8	RV/T24	17	5/5
9	18/16		

## ALABAMA MEN'S BASKETBALL QUICK HITS

• Alabama remained in the national rankings, moving up at No. 5 in both the Associated Press and USA Today Coaches Top-25 Polls. It's the first time the Tide has been ranked in the AP Poll top five since December of 2004. In fact, the last time UA was ranked inside the AP Top Five during the Famed Rocket 8 team that finished No. 5 in the AP Poll.

• Alabama captured the 2021 Southeastern Conference Tournament championship with a 80-79 victory over LSU in Sunday's title game. It marks the seventh SEC Tournament trophy in Crimson Tide history and the first in 30 years, dating back to 1991. Combined with winning the program's eighth SEC regular-season title, the Tide has now claimed a combined 15 SEC Championships in school history. The Tide owns a record of 70-53 (.569) in all-time SEC Tournament games, ranking second in tournament winning percentage and third in total tournament wins.

• Guard Jahvon Quinerly was named the SEC Tournament Most Outstanding Player, averaging 15.7 points, 3.0 assists and 2.7 rebounds while shooting 59.4 percent (19-of-32) and 46.2 percent (6-of-13) from beyond the arc across the Tide's three wins. Herbert Jones was also named to the All-Tournament team, averaging a double-double with 13.7 points, 10.3 rebounds and a team-leading 5.7 assists per game during the Tide's tournament run.

• The 80-79 win over LSU in the SEC Championship game on March 14 marked the Tide's 18th game of scoring 80 or more points which is a new school record. The former program record was 17 80-point games in a season, which was set in three different seasons: 1976-77, 1978-79 and 2001-02. Good things happen when Alabama hits the mark as the Tide is now 18-0 this season.

• Herbert Jones was named the SEC Player and Defensive Player of the Year, while Nate Oats was tabbed the league's Coach of the Year. It's the first time an Alabama player has earned Defensive Player of the Year and the first time since 2002 the program has had a player and coach of the year. In addition, Jones and John Petty Jr. were named First Team All-SEC, while Jaden Shackelford earned second-team honors and Joshua Primo was named an all-freshman performer. The full list of SEC awards can be found in the column on the right.

• Alabama earned the program's second No. 2 seed in the 2021 NCAA Tournament which matches the highest seed in program history. Both the 1987 (Sweet 16, 2-1) and 2002 (Round of 32, 1-1) teams were also No. 2 overall seeds, combining to go 3-2 overall.

• Alabama leads the nation in three-point field goals made (312) and attempted (912) (as of March 18) and is third in threes made per game (10.8). Furthermore, the Tide is also third nationally in average possession length on offense (14.1) and ninth in the nation in adjusted tempo (73.9 possessions per game).

• By claiming the program's first regular season championship in 19 years (2002 season) and first tournament championship in 30 years (1991), the Crimson Tide enters the NCAA Tournament having won six straight to improve to an overall mark of 24-6. It's the most wins since finishing 24-8 in 2004-05. Meanwhile, Alabama's 16 SEC wins (16-2) matched the 1986-87 team for most league victories in a season in program history.

• It is the first time since the 1975-76 year that both the Alabama football and men's basketball teams won the SEC regular season championship in the same season. The Crimson Tide also became the first SEC school to win conference titles in both sports in the same year since Florida achieved the feat in 2006-07.

• Herbert Jones has been named as a semifinalist for both the Naismith Defensive Player of the Year and Naismith Player of the Year awards. He is one of only two players in the nation (10 players on each list) who earned a spot on each of the prestigious lists joining Evan Mobley at USC.

• Petty has scored 1,493 career points and needs only seven more to become the 17th player in program history to reach 1,500 career points. The Huntsville, Ala., native holds the school record for three pointers made (304) and attempted (793).

• After finishing last year at 16-15 overall and 8-10 in SEC play, head coach Nate Oats has guided the Tide to a 24-6 record during the regular season and finished with a 16-2 mark in SEC play. He has been named one of 10 semifinalists for Naismith National Coach of the Year.

• John Petty Jr. has made an SEC-leading 70 three-pointers this season (70-of-187). He is one of five Alabama players who average better than 37-percent shooting from deep: Jahvon Quinerly (44.3%), Herbert Jones (39.2%), Joshua Primo (39.0%), John Petty Jr. (37.4%) and Keon Ellis (38.5%).

• The Tide owns a record of 18-2 this season when knocking down at least 10 three-pointers in a game and is 16-1 on the year when it attempts at least 30 threes in a contest. Additionally, Alabama owns a 21-0 record when leading at halftime, is 18-0 on the year when reaching at least 80 points in a contest and is 17-0 when shooting 40 percent or better in a game.

• In league games only, Alabama boasted the most efficient defense in the SEC, ranking first in field goal percentage defense (.398), three-point field goal percentage defense (.259), steals (8.9 spg) and defensive rebounds (28.8), second in steals (8.9) and fourth in scoring defense (70.1). Offensively, UA led the league in scoring offense (81.9), scoring margin (+11.8), three-point shooting (.378), threes made per game (11.4) and rebounding offense (40.7).

• Alabama held 13 of its 18 league opponents to under 30 percent shooting from beyond the arc in SEC play, eleven of which shot under 25 percent from deep.

## HONORS/AWARDS

**Nate Oats****SEC Coach of the Year (Coaches, AP, USA Today)**

- After finishing last season with a 16-15 record and 8-10 mark in SEC play, Oats has guided Alabama to a 21-6 overall record in 2020-21 and a 16-2 mark in SEC play
- The Tide clinched the program's first regular season title in 19 years since earning the 2002 regular season crown
- The 16 league wins tied for the most in program history (1986-87 team finished SEC play 16-2)
- Alabama's 10-game winning streak earlier in the year was the longest in 25 years dating back to the 1996-97 campaign

**Herbert Jones****Third Team All-American (AP, Sporting News)****SEC Player of the Year (Coaches, AP, USA Today)****SEC Defensive Player of the Year (Coaches, USA Today)****First Team (Coaches, AP, USA Today)****All-Defensive Team (Coaches)**

- Becomes the fifth player in program history to earn SEC Player of the Year honors, joining Wendell Hudson (1973), Reggie King (1978 and 1979), Derrick McKey (1987) and Erwin Dudley (2002)
- First-ever UA player to be named the SEC Defensive Player of the Year since the award's inception in 2004
- Third player in SEC history to earn both awards in the same season, joining Kentucky's Anthony Davis in 2011-12 and Tyler Ulis in 2015-16
- Anchors the nation's third-ranked defense in terms of defensive efficiency, according to KenPom.com
- Leads the team in assists (3.2 apg), rebounding (6.1 rpg), steals (1.7 spg), three-point field goal percentage (45.5 percent), offensive rebounds per game (2.03), defensive rebounds per game (4.1), deflections (92), floor dives (18) and total blocked shots (27)
- Has collected a team-leading 541.5 Blue Collar Points (BCP) – a system that includes players receiving points each game for deflections, steals, blocks, rebounds, floor dives and charges
- Has earned the team's "Hard Hat Award" as the BCP single-game point leader in 14 of the Tide's 27 games, with the next closest player earning three Hard Hat Awards

**John Petty Jr.****First Team (Coaches)****Second Team (AP)****Honorable Mention/Third Team (USA Today)**

- Two-time SEC Player of the Week, picking up the honor twice in the month of January (Jan. 4 and Jan. 18)
- Also named the NCAA National Player of the Week for Jan. 18
- Leads team in minutes per game (31.2) and threes made (64) and attempted (166) and ranks second in scoring (12.8 ppg), double-figure scoring games (19) and rebounding (5.1 rpg)
- School's all-time leader in three-pointers made (298) and attempted (772)

**Jaden Shackelford****Second Team (Coaches)**

- Named SEC Player of the Week for the week of Dec. 30 when after he scored 26 points on the strength of a career-best eight three-pointers to lead UA past ETSU, 85-69, on Dec. 22.
- Leads team in scoring average (14.5 ppg), double-figure scoring games (21), 20-point scoring games (4) and charges taken (14), while ranking second in threes made (49) and attempted (148)
- Ranks second on team in threes made (49) and attempted (148) and minutes per game (29.6)

**Joshua Primo****Freshman Team (Coaches)**

- Becomes the fifth consecutive Alabama freshman to earn a spot on the league's all-freshman team (Braxton Key – 2017, Collin Sexton – 2018, Kira Lewis Jr. – 2019, Jaden Shackelford – 2020)
- Named SEC Freshman of the Week for the week of Jan. 25
- Had a season-high 22 points including career-best marks of 4-of-8 from beyond the arc and 8-of-8 from the free throw line in the win at Auburn on Jan. 19
- Matched that with 22 points at LSU (1/19), knocking down a career-best six three-pointers in the victory

# QUICK FACTS

## UNIVERSITY

Location	Tuscaloosa, Ala.
Founded	April 12, 1831
Enrollment	37,842
Conference	Southeastern
Colors	Crimson and White
Nickname	Crimson Tide
President	Dr. Stuart Bell
Athletic Director	Greg Byrne

## FACULTY ATHLETICS

Facultay Athletics Representative	Dr. James King
Sport Administrator	Jeff Purinton
Arena (Capacity)	Coleman Coliseum (14,474)

## COACHING STAFF

Head Coach	Nate Oats
Alma Mater	Maranatha Baptist, 1998
Record at Alabama	40-21, .656 (2nd Season)
Career Record	136-64 .680 (Sixth Season)
Assistant Coaches	Charlie Henry Bryan Hodgson Antoine Pettway
Director of Operations	Adam Bauman
Operations Coordinator	Alex Accetta
Strength and Conditioning	Mike Snowden
Athletic Trainer	Clarke Holter
Director of Video Services	Donovan Kates
Director of Player Development	Dr. Arnie Guin
Nutritionist	Amanda Branson
Graduate Managers	Jackson Patton, Christian Pino, Derek Rongstad, Ikenna Smart

## TEAM INFORMATION

2019-20 Record	16-15
2019-20 SEC Record	8-10
2019-20 H/A/N Record	10-5/4-8/2-2
Starters Returning/Lost	4/1
Letterwinners Returning/Lost	7/6
Newcomers	9*

\* includes transfers

## PROGRAM HISTORY

All-Time Record	1,715-1,067-1 (.616)
SEC Record	815-628 (.565)
SEC Tournament Record	70-53 (.569)
SEC Regular Season Championships	8
NCAA Appearances	20
NIT Appearances	16

## ATHLETICS COMMUNICATIONS

Basketball Contact	Aaron Jordan
Director of Athletics Communications	
Office	205-348-6084
Mobile	205-913-1979
E-mail	ajordan@ia.ua.edu
Fax	205-348-8841
Website	www.RollTide.com
Mailing Address	1201 Coliseum Drive Room 170 Tuscaloosa, AL 35487

## 2020-21 ALPHABETICAL ROSTER

No.	Name	Pos.	Ht.	Wt.	Cl.	Hometown (Previous School)
22	Keon Ambrose-Hylton	F	6-8	210	Fr.	Toronto, Ontario (Andrews Osborne Academy)
15	Tyler Barnes	F	6-8	200	Sr.	Louisville, Ky. (St. Xavier HS)
2	Jordan Bruner#	F	6-9	205	Gr.	Columbia, S.C. (Yale/Spring Valley HS)
25	Adam Cottrell	G	6-3	200	So.	Flowery Branch, Ga. (Lakeview Academy)
14	Keon Ellis	G	6-6	170	Jr.	Eustis, Fla. (Florida SW State/Leesburg HS)
4	Juwan Gary^	F	6-6	218	R-Fr.	Columbia, S.C. (West Charlotte HS)
21	Britton Johnson	G	6-4	183	Jr.	Mountain Brook, Ala. (Mountain Brook HS)
1	Herbert Jones	G	6-8	210	Sr.	Greensboro, Ala. (Hale Country HS)
12	Darius Miles	F	6-6	185	Fr.	Washington, D.C. (IMG Academy)
23	John Petty Jr.	G	6-5	195	Sr.	Huntsville, Ala. (Mae Jemison HS)
11	Joshua Primo	G	6-6	190	Fr.	Toronto, Ontario (Royal Crown Academic School)
24	Jaden Quinerly	G	6-0	155	Fr.	Hackensack, N.J. (Ramsey HS)
13	Jahvon Quinerly%	G	6-1	175	So.	Hackensack, N.J. (Villanova)
3	Alex Reese	F	6-9	230	Sr.	Pelham, Ala. (Pelham HS)
33	James Rojas^	F	6-8	220	Jr.	Jamestown, N.Y. (Hutchinson CC)
5	Jaden Shackelford	G	6-3	200	So.	Hesperia, Calif. (Hesperia HS)
35	Alex Tchikou	F	6-11	225	Fr.	Paris, France (Dream City Christian)
30	Kendall Wall	F	6-5	192	Gr.	Columbia, S.C. (Francis Marion)

## 2020-21 NUMERICAL ROSTER

No.	Name	Pos.	Ht.	Wt.	Cl.	Hometown (Previous School)
1	Herbert Jones	G	6-8	210	Sr.	Greensboro, Ala. (Hale Country HS)
2	Jordan Bruner#	F	6-9	205	Gr.	Columbia, S.C. (Yale/Spring Valley HS)
3	Alex Reese	F	6-9	230	Sr.	Pelham, Ala. (Pelham HS)
4	Juwan Gary^	F	6-6	218	R-Fr.	Columbia, S.C. (West Charlotte HS)
5	Jaden Shackelford	G	6-3	200	So.	Hesperia, Calif. (Hesperia HS)
11	Joshua Primo	G	6-6	190	Fr.	Toronto, Ontario (Royal Crown Academic School)
12	Darius Miles	F	6-6	185	Fr.	Washington, D.C. (IMG Academy)
13	Jahvon Quinerly%	G	6-1	175	So.	Hackensack, N.J. (Villanova)
14	Keon Ellis	G	6-6	170	Jr.	Eustis, Fla. (Florida SW State/Leesburg HS)
15	Tyler Barnes	F	6-8	200	Sr.	Louisville, Ky. (St. Xavier HS)
21	Britton Johnson	G	6-4	183	Jr.	Mountain Brook, Ala. (Mountain Brook HS)
22	Keon Ambrose-Hylton	F	6-8	210	Fr.	Toronto, Ontario (Andrews Osborne Academy)
23	John Petty Jr.	G	6-5	195	Sr.	Huntsville, Ala. (Mae Jemison HS)
24	Jaden Quinerly	G	6-0	155	Fr.	Hackensack, N.J. (Ramsey HS)
25	Adam Cottrell	G	6-3	200	So.	Flowery Branch, Ga. (Lakeview Academy)
30	Kendall Wall	F	6-5	192	Gr.	Columbia, S.C. (Francis Marion)
33	James Rojas^	F	6-8	220	Jr.	Jamestown, N.Y. (Hutchinson CC)
35	Alex Tchikou	F	6-11	225	Fr.	Paris, France (Dream City Christian)

# Graduate transfer and immediately eligible to suit up for the 2020-21 season

% Sat out the 2019-20 season due to NCAA transfer rules

^ Injured and was redshirted during the 2019-20 season

## PLAYER MAJORS

### FRESHMAN

Keon Ambrose-Hylton	Kinesiology- Exercise Science
Juwan Gary	African American Studies
Darius Miles	Communication Studies
Jaden Quinerly	Consumer Science
Joshua Primo	Business- Finance
Alex Tchikou	Business- Management

### SOPHOMORES

Adam Cottrell	Business- Management
Jahvon Quinerly	Hospitality Management
Jaden Shackelford	Advertising

### JUNIORS

Keon Ellis	Business- Management
Britton Johnson	Business- Management
James Rojas	General Studies

### SENIORS/GRADUATES

Tyler Barnes	Chemical Engineering
Jordan Bruner	Master's- Sport Hospitality Management
Herbert Jones	Business- Marketing
John Petty Jr.	General Studies
Alex Reese	Psychology
Kendall Wall	General Studies

## PRONUNCIATION GUIDE

### PLAYERS

Jordan Bruner	BREW-ner
Juwan Gary	Juh-WAHN
Joshua Primo	PREE-mo
Jahvon Quinerly	Juh-VON
James Rojas	ROE-hoss
Alex Tchikou	CHEE-koo

### COACHES

Adam Bauman	BOW-man
Arnie Guin	GYOO-in
Antoine Pettway	PETT-way



## BLUE COLLAR PTS

The Hard Hat Award is something created by head coach Nate Oats which is handed out to a Crimson Tide men's basketball player at the end of each game. The Blue Collar point system accumulates over the course of a game with the highest game total receiving the Hard Hat. Deflections, steals, blocks, rebounds and loose balls count for one point. Offensive rebounds are worth 1.5 points, floor dives are two and charges are worth four points. Below is Blue Collar list for each game and cumulative totals from last year:

## \*\*AS OF MARCH 8

OPPONENT	TEAM TOTAL	HARD HAT AWARD
Jacksonville State.....	150	Herbert Jones (35)
vs. Stanford.....	135.5	Herbert Jones (24.5)
vs. UNLV.....	103.5	Herbert Jones (23)
vs. Providence.....	104.5	Herbert Jones (25.5)
vs. Clemson.....	122	John Petty Jr. (19.5)
Furman.....	118.5	James Rojas (27.5)
Western Kentucky.....	95.5	Jordan Bruner (27.5)
ETSU.....	97.5	Jordan Bruner (18.5)
Ole Miss.....	112	Jaden Shackelford (18.5)
at Tennessee.....	100	Herbert Jones (20.5)
Florida.....	116	Herbert Jones (23.5)
at Auburn.....	118.5	Herbert Jones (28)
at Kentucky.....	106.5	Keon Ellis (16)
Arkansas.....	115	Josh Primo (16.5)
at LSU.....	105	John Petty Jr. (16)
Mississippi State.....	114	Herbert Jones (36)
Kentucky.....	96	Herbert Jones (24)
at Oklahoma.....	102.5	Herbert Jones (30)
LSU.....	95	Juwan Gary/Keon Ellis (16.5)
at Missouri.....	98.5	John Petty Jr. (22.5)
at South Carolina.....	113	James Rojas (23)
Georgia.....	92	Herbert Jones (18)
Vanderbilt.....	94	Keon Ellis (18.5)
at Arkansas.....	92	Herbert Jones (20)
at Mississippi State.....	135	Herbert Jones (24.5)
Auburn.....	98.5	Herbert Jones (22)
at Georgia.....	111	Jaden Shackelford (19.5)

## HARD HAT WINNERS

Herbert Jones.....	14
Keon Ellis.....	3
John Petty Jr.....	3
Jordan Bruner.....	2
James Rojas.....	2
Jaden Shackelford.....	2
Juwan Gary.....	1
Josh Primo.....	1

## CUMULATIVE BLUE COLLAR POINTS TOTAL

Herbert Jones.....	541.5
John Petty Jr.....	377.5
Jaden Shackelford.....	344
Josh Primo.....	282
Jordan Bruner.....	271
Keon Ellis.....	271
James Rojas.....	251.5
Alex Reese.....	198.5
Jahvon Quinerly.....	158
Juwan Gary.....	143.5
Keon Ambrose-Hylton.....	38.5
Darius Miles.....	32.5
Kendall Wall.....	14.5
Tyler Barnes.....	10.5
Britton Johnson.....	9
Delaney Heard.....	1
<b>TOTALS</b> .....	<b>2,942</b>

## SEASON DEFLECTIONS

Herbert Jones.....	92
John Petty Jr.....	76
Keon Ellis.....	59
Jordan Bruner.....	44
Jaden Shackelford.....	42
Jahvon Quinerly.....	32
James Rojas.....	29
Josh Primo.....	27
Alex Reese.....	23
Juwan Gary.....	15
Darius Miles.....	6
Keon Ambrose-Hylton.....	1
Tyler Barnes.....	1
Britton Johnson.....	1
Kendall Wall.....	1
<b>TOTALS</b> .....	<b>449</b>

## ALABAMA IN ITS 108TH SEASON OF BASKETBALL

- Alabama is in its 108th season of basketball in 2020-21. The Tide's first season of hoops came in 1912-13. There was no season in 1943-44 due to World War II.
- The Tide holds an all-time record of 1,715-1,067-1 (.616), which includes an 815-629 (.565) record in SEC play. By capturing its 800th SEC win, Alabama joined Kentucky as the only two teams in conference history to reach milestone. UA also became the third team in the SEC and 34th team in NCAA history to reach 1,700 program wins. Only Kentucky and Arkansas have more wins than the Crimson Tide.
- UA won the program's eighth SEC regular season championship this season, finishing with a 16-2 league record which tied for the most wins in the conference in program history. In addition to claiming the 2021 crown, the Crimson Tide also claimed regular season titles in 1934, 1956, 1974, 1975, 1976, 1987 and 2002.
- Alabama has now won seven SEC Tournament titles with this year's championship game victory over LSU. It was the first tournament title by the Tide in 30 years, with the last coming in 1991. In all, the Tide has won 15 combined championships - the eight regular season titles ranking third-most and the seven tournament championships ranking second-best in the league.
- UA has made 37 NCAA (21) or NIT (16) appearances in program lore. It will be the program's third appearance since 2012 (also earned an at-large bid in 2018).
- Alabama also ranks second in the SEC in league victories and third in all-time winning percentage.

## ABOUT ALABAMA

- Alabama enters postseason play ranked No. 5 in both the Associated Press and USA Today Coaches polls. The Crimson Tide enters the NCAA Tournament riding a six-game winning streak to improve to 24-6 overall after finishing league play with a 16-2 mark. Alabama won both the regular season and tournament championships, claiming its eighth regular season conference championship in program history and seventh SEC tournament title.
- The Crimson Tide will be the tournament's No. 2 seed in the East Region and No. 5 overall seed in this year's event, which returns from a one-year hiatus due to the global pandemic shut down. Alabama owns a record of 3-2 as a No. 2 seed, which came in 1987 (2-1) and 2002 (1-1).
- The Tide has gone 18-3 over its last 21 games, with all three losses coming on the road to teams ranked in the top 25. Two of those three defeats were by a combined eight points, falling at then-No. 24 Oklahoma by five (66-61) and at then-No. 18 Missouri by three (68-65).

## RECENT STREAK STATS - LAST 6 GAMES [6-0]

Game Records										Score by Periods									
Record	Overall	Home	Away	Neutral	Team	1st	2nd	OT	TOT	Team	1st	2nd	OT	TOT	Team	1st	2nd	OT	TOT
ALL GAMES	6-0	1-0	2-0	3-0	Alabama	219	242	0	461	Opponents	180	211	0	391					
CONFERENCE	3-0	1-0	2-0	0-0															
NON-CONFERENCE	3-0	0-0	0-0	3-0															

Team Box Score										Total									
No.	Player	GP-GS	MIN	AVG	FG-FGA	FG%	3FG-FGA	3FG%	FT-FTA	FT%	REB	PF	DQ	A	TO	BLK	STL	PTS	AVG
13	QUINERLY, Jahvon	6-0	16:47	26.8	37-69	.536	12-28	.429	9-10	.900	2	12	14	2.3	6	0	18	12	5
5	SHACKELFORD, Jaden	6-6	17:45	29.2	33-79	.418	16-41	.390	6-9	.667	2	19	21	3.5	10	0	8	8	14.7
1	JONES, Herbert	6-6	18:29	30.4	25-68	.368	0-13	.000	13-21	.619	27	33	60	10.0	13	0	29	18	63
23	PETTY JR., John	6-6	17:49	29.6	19-55	.345	12-38	.316	7-8	.875	4	28	32	5.3	13	0	9	11	57
14	ELLIS, Keon	6-3	12:18	21.4	14-28	.500	5-14	.357	10-14	.714	7	24	31	5.2	11	0	5	6	43
11	PRIMO, Joshua	4-3	6:42	16.1	9-25	.360	3-12	.250	2-2	1.000	6	8	14	3.5	5	0	2	3	23
4	GARY, Juwan	6-0	68:00	11.3	12-20	.600	0-0	.000	5-7	.714	16	6	22	3.7	9	0	1	4	29
3	REESE, Alex	6-0	59:49	10.0	8-28	.286	4-16	.250	1-1	1.000	5	10	15	2.5	10	0	2	3	21
33	ROJAS, James	6-0	57:13	9.5	7-13	.538	2-4	.500	4-4	1.000	4	7	11	1.8	7	0	2	7	15
2	BRUNER, Jordan	6-6	83:06	13.9	4-16	.250	4-14	.286	0-0	.000	4	4	8	1.3	8	0	3	3	4
12	MILES, Darius	3-0	20:59	7.0	1-5	.200	1-4	.250	2-2	1.000	1	3	4	1.3	1	0	2	2	5
22	AMBROSE-HYLTON, Keon	2-0	07:37	3.8	1-2	.500	0-0	.000	1-2	.500	0	0	0	0.0	0	0	0	0	3
15	BARNES, Tyler	2-0	04:13	2.1	1-1	1.000	0-0	.000	0-0	.000	0	0	0	0.0	1	0	0	0	1
30	WALL, Kendall	2-0	05:58	3.0	0-1	.000	0-1	.000	0-0	.000	1	0	1	0.5	1	0	0	0	0
21	JOHNSON, Britton	2-0	04:13	2.1	0-0	.000	0-0	.000	0-0	.000	0	1	1	0.5	2	0	0	0	0
Team											11	6	17						
Total		6	1200		171-410	.417	59-185	.319	60-80	.750	90	161	251	41.8	97	0	81	78	31
Opponents		6	1200		147-370	.397	33-122	.270	64-99	.646	80	162	242	40.3	93	1	69	101	29

## 2020-21 HUSTLE STATS

DUNK CHART		CHARGES TAKEN		FLOOR DIVES		AND-1's	
PLAYER	DUNKS	PLAYER	CHARGES	PLAYER	FLOOR DIVES	PLAYER	AND-1's
Jones	15	Shackelford	16	Jones	19	Jones	7-for-10
Petty Jr.	11	Jones	14	Rojas	18	Shackelford	5-for-7
Reese	9	Primo	6	Primo	12	Petty	5-for-5
Gary	8	Rojas	5	Ellis	9	Ellis	4-for-4
Ellis	7	Quinerly	4	Quinerly	9	Rojas	3-for-4
Ambrose-Hylton	3	Petty Jr.	3	Bruner	8	Bruner	2-for-3
Bruner	3	Bruner	2	Reese	8	Quinerly	2-for-2
Primo	3	Ellis	2	Shackelford	8	Gary	2-for-3
Miles	1	<b>TOTALS</b>	<b>53</b>	Petty	7	Primo	1-for-2
<b>TOTALS</b>	<b>60</b>			Gary	4	Reese	1-for-1
				Johnson	1	Wall	0-for-1
				Miles	1	<b>TOTALS</b>	<b>32-for-43 (.744)</b>
				<b>TOTALS</b>	<b>103</b>		



## SPECIALTY STATS

Opponent	Paint	Pts off T/O	2ndCh	FastB	Bench
JACKSONVILLE STATE	16	10	9	6	39
ALABAMA	42	19	23	19	15
vs. Stanford	38	14	9	7	19
ALABAMA	32	21	4	14	17
vs. UNLV	26	17	9	9	5
ALABAMA	28	7	5	16	14
vs. Providence	28	17	9	4	22
ALABAMA	28	11	21	6	29
vs. Clemson	34	12	15	1	31
ALABAMA	28	15	0	13	14
FURMAN	28	12	3	8	13
ALABAMA	40	11	24	10	34
WESTERN KENTUCKY	42	21	20	12	31
ALABAMA	28	28	12	6	20
EAST TENNESSEE ST	16	11	2	8	12
ALABAMA	34	20	21	8	26
OLE MISS	30	18	9	8	19
ALABAMA	32	18	18	10	54
at Tennessee	28	11	13	0	19
ALABAMA	32	11	10	9	15
FLORIDA	28	16	18	7	26
ALABAMA	46	19	16	11	36
at Auburn	36	13	8	10	16
ALABAMA	40	21	16	14	12
at Kentucky	22	10	21	15	27
ALABAMA	32	28	11	9	16
ARKANSAS	30	6	11	8	13
ALABAMA	28	16	12	20	39
at LSU	38	14	20	18	21
ALABAMA	30	18	7	22	36
MISSISSIPPI STATE	38	18	8	8	13
ALABAMA	26	18	7	16	13
KENTUCKY	16	11	8	10	21
ALABAMA	28	20	4	14	13
at Oklahoma	28	17	10	11	12
ALABAMA	20	18	9	12	11
LSU	26	10	4	9	7
ALABAMA	52	14	17	16	34
at Missouri	46	11	10	20	9
ALABAMA	22	12	12	21	29
at South Carolina	38	17	11	7	20
ALABAMA	26	17	19	13	34
GEORGIA	46	21	6	16	40
ALABAMA	36	22	6	12	37
VANDERBILT	26	10	9	14	10
ALABAMA	32	10	8	15	57
at Arkansas	37	17	10	10	27
ALABAMA	28	17	9	10	24
at Mississippi State	36	11	17	6	5
ALABAMA	26	12	10	19	36
AUBURN	26	6	4	2	10
ALABAMA	32	24	12	12	21
at Georgia	38	22	2	16	24
ALABAMA	46	21	10	7	33
vs. Mississippi State	28	11	17	0	5
ALABAMA	38	30	15	6	47
vs. Tennessee	32	21	11	10	8
ALABAMA	36	14	14	6	32
vs. LSU	38	7	10	10	0
ALABAMA	42	6	16	16	28
<b>OPPONENT Totals</b>	<b>938</b>	<b>412</b>	<b>313</b>	<b>270</b>	<b>524</b>
<b>Average/Game</b>	<b>31.3</b>	<b>13.7</b>	<b>10.4</b>	<b>9.0</b>	<b>17.5</b>
<b>ALABAMA Totals</b>	<b>970</b>	<b>518</b>	<b>361</b>	<b>374</b>	<b>826</b>
<b>Average/Game</b>	<b>32.3</b>	<b>17.3</b>	<b>12.0</b>	<b>12.5</b>	<b>27.5</b>

- Four Crimson Tide players are averaging 11.0 or more points per game for head coach Nate Oats on the season. Guard Jaden Shackelford leads the way, averaging 14.2 ppg. Guard Jahvon Quinerly ranks second on the team in scoring average at 12.7 ppg, followed by guard John Petty Jr. (12.3 ppg) and forward Herbert Jones (11.2 ppg).
- Jones headlined the SEC Postseason awards, earning Player of the Year and Defensive Player of the Year honors,, while also earning a spot on the Sporting News All-America Team. Oats was selected as the Coach of the Year, while Petty, Shackelford and Joshua Primo each earned All-SEC recognition by various outlets. A complete list of the post season awards can be found on page 6.
- Both Jones and Oats are semifinalists for Naismith Awards. Jones is a semifinalist for both the Naismith Defensive Player of the Year and Player of the Year honors. He is one of just two players in the nation to have earned a spot on both teams (Evan Mobley, USC). Meanwhile, Oats is one of 10 coaches named as a Naismith National Coach of the Year semifinalist.
- The combination of Petty (70-of-187) and Shackelford (57-of-169) have combined to hit 127 of the Tide's 320 three-pointers (40.0 percent) and have 356 of the team's 912 total attempts from beyond the arc (39.0 percent). Combined, the duo is shooting 35.7 percent (127-of-356) from beyond the arc.
- As a team, Alabama is outscoring the opposition by 9.8 points per contest (79.6-69.8) while shooting 43.1 percent from the field, 35.1 percent from deep and 72.0 percent from the charity stripe.
- Alabama was picked to finish fifth as voted on by a select panel of both SEC and national media members. Additionally, Petty All-SEC Preseason First Team honors by both the coaches and media members, while Jones earned a spot on the preseason second team as voted on by the league's head coaches.
- Head coach Nate Oats is in his second season at the helm of the Crimson Tide program and owns a record of 40-21 (.656) during his time at the Capstone. Oats, who is in his sixth season as a collegiate head coach, owns a career record of 136-64 (.680).

## RACKING UP THE AWARDS

- Herbert Jones was named a Sporting News All-American (Third Team) while also earning the Southeastern Conference Player of the Year and Defensive Player of the Year, while Nate Oats was tabbed the league's Coach of the Year, as the league office announced the 2021 postseason awards on March 9.
- In addition to those honors, John Petty Jr. joined Jones as All-SEC First Team honorees, while Jaden Shackelford earned All-SEC Second Team recognition. Joshua Primo became the fifth straight UA rookie to earn a spot on the league's all-freshman team, while Jones was also one of five named as an all-defensive team performer, earning the accolade for a second consecutive year.
- Jones and Oats become the first Alabama duo to sweep the Player of the Year and Coach of the Year since Mark Gottfried and Erwin Dudley achieved the feat in 2002. Jones is the first Alabama player to earn the league's Defensive Player of the Year honor and is just the third player in SEC history to sweep both the Offensive and Defensive Player of the Year awards (Anthony Davis (2011-12) and Tyler Ulis (2015-16).
- In addition to his other hardware, Jones, who became the 20th All-American men's basketball player in program history, was tabbed by USA Today as the league's Player of the Year, Defensive Player of the Year and First Team All-SEC, while the AP selected him as the Player of the Year, earning 14 of the 18 first-place votes, as well as First Team All-SEC.
- Furthermore, Petty was named Second Team All-SEC by the AP and Honorable Mention/Third Team by USA Today. Oats was a consensus Coach of the Year by all three outlets.

## RECENT STREAK STATS - SEC TOURNAMENT [3-0]

Game Records					Score by Periods														
Record	Overall	Home	Away	Neutral	Team	1st	2nd	OT	TOT	Team	1st	2nd	OT	TOT	Team	1st	2nd	OT	TOT
ALL GAMES	3-0	0-0	0-0	3-0	Alabama	118	120	0	238	Opponents	96	99	0	195					
CONFERENCE	0-0	0-0	0-0	0-0															
NON-CONFERENCE	3-0	0-0	0-0	3-0															

Team Box Score																						
No.	Player	GP-GS	MIN	AVG	FG-FGA	FG%	3FG-FGA	3FG%	FT-FTA	FT%	OFF	DEF	TOT	AVG	PF	DQ	A	TO	BLK	STL	PTS	AVG
13	QUINERLY, Jahvon	3-0	80:60	27.0	19-32	.594	6-13	.462	3-4	.750	1	7	8	2.7	2	0	9	4	0	1	47	15.7
1	JONES, Herbert	3-3	85:42	28.6	15-40	.375	0-7	.000	11-15	.733	16	15	31	10.3	7	0	17	6	7	7	41	13.7
5	SHACKELFORD, Jaden	3-3	80:20	26.8	14-35	.400	8-21	.381	0-0	.000	1	5	6	2.0	4	0	6	3	0	2	36	12.0
14	ELLIS, Keon	3-2	72:26	24.1	9-17	.529	4-10	.400	5-5	1.000	5	15	20	6.7	7	0	1	1	2	2	27	9.0
11	PRIMO, Joshua	1-1	19:02	19.0	3-5	.600	2-4	.500	0-0	.000	1	3	4	4.0	1	0	0	1	1	0	8	8.0
4	GARY, Juwan	3-0	41:30	13.8	9-12	.750	0-0	.000	4-5	.800	9	4	13	4.3	6	0	1	1	2	1	22	7.3
23	PETTY JR., John	3-3	84:38	28.2	8-28	.286	6-21	.286	0-0	.000	1	13	14	4.7	5	0	4	6	2	6	22	7.3
3	REESE, Alex	3-0	39:50	13.3	6-21	.286	3-13	.231	1-1	1.000	4	6	10	3.3	6	0	2	3	2	1	16	5.3
12	MILES, Darius	1-0	16:10	16.2	1-4	.250	1-3	.333	2-2	1.000	1	2	3	3.0	0	0	2	2	2	1	5	5.0
33	ROJAS, James	3-0	25:57	8.7	3-5	.600	1-2	.500	0-0	.000	0	1	1	0.3	2	0	2	5	0	2	7	2.3
22	AMBROSE-HYLTON, Keon	1-0	06:55	6.9	1-2	.500	0-0	.000	0-0	.000	0	0	0	0.0	0	0	0	0	0	0	2	2.0
15	BARNES, Tyler	1-0	03:14	3.2	1-1	1.000	0-0	.000	0-0	.000	0	0	0	0.0	1	0	0	0	0	1	2	2.0
2	BRUNER, Jordan	3-3	34:46	11.6	1-6	.167	1-5	.200	0-0	.000	1	4	5	1.7	5	0	1	3	1	1	3	1.0
30	WALL, Kendall	1-0	05:16	5.3	0-1	.000	0-1	.000	0-0	.000	0	0	0	0.0	1	0	0	0	0	0	0	0.0
21	JOHNSON, Britton	1-0	03:14	3.2	0-0	.000	0-0	.000	0-0	.000	0	1	1	1.0	1	0	0	0	0	0	0	0.0
Team											7	4	11									
Total		3	600		90-209	.431	32-100	.320	26-32	.813	47	80	127	42.3	48	0	45	35	19	25	238	79.3
Opponents		3	600		73-196	.372	18-67	.269	31-43	.721	48	76	124	41.3	43	1	31	42	18	20	195	65.0

# RECORD WHEN...

At home .....	12-1
On the road .....	7-3
At neutral sites .....	5-2
In SEC games .....	16-2
SEC home games .....	9-0
SEC road games .....	7-2
In non-conference games .....	5-4
In overtime .....	0-0
In games decided by ...	
6 points or less .....	7-3
7-10 points .....	3-1
11 points or more .....	14-2
Leading at the half .....	
Trailing at the half .....	3-6
Tied at the half .....	1-0
Shooting 40% or better .....	
Shooting less than 40% .....	6-6
Opponent better than 40% .....	14-6
Opponent shoots 40% or less .....	10-0
Shooting same or better than opponent .....	18-0
Shooting worse than opponent .....	6-6
Outrebounding opponent .....	
Opponent outrebounds UA .....	7-6
Rebounds are tied .....	1-0
70% or better on FT .....	
less than 70% on FT .....	10-4
More FT att. than opponent .....	11-3
Less FT att. than opponent .....	12-2
Same FT att. as opponent .....	1-1
40% or better on 3PT .....	
Less than 40% on 3PT .....	15-6
More turnovers than opponent .....	
Less turnovers than opponent .....	14-3
Same turnovers as opponent .....	1-0
Scoring 80 or more points .....	
Scoring 70-79 points .....	5-1
Scoring 60-69 points .....	1-4
Scoring 50-59 points .....	0-1
Scoring less than 50 points .....	0-0
Allowing 80 or more points .....	
Allowing 70-79 points .....	9-1
Allowing 60-69 points .....	6-3
Allowing 50-59 points .....	5-0
Allowing less than 50 points .....	1-0
On Sunday .....	
On Monday .....	0-1
On Tuesday .....	10-0
On Wednesday .....	3-1
On Thursday .....	0-0
On Friday .....	1-0
On Saturday .....	9-3
In November .....	
In December .....	5-2
In January .....	8-1
In February .....	5-2
In March .....	5-0

## NAISMITH SEMIFINALIST DEFENSIVE PLAYER OF THE YEAR, PLAYER OF THE YEAR

- Alabama forward Herbert Jones has been named to the 2021 Naismith Player of the Year and Defensive Player of the Year Semifinalist, the Atlanta Tip Off Club announced.
- Jones is one of just two players who was named to both the Defensive Player of the Year and Player of the Year lists. Only USC's Evan Mobley can say the same.
- Considered one of the top defensive players in the country, the Greensboro, Ala., native is known for his toughness, athleticism, length and ability to guard at a high level
- Leads team in rebounding (6.5 rpg), steals (1.8 spg), total blocked shots (34), deflections (92) and floor dives (18), while ranking second charges taken (13)
- Has collected a team-leading 541.5 Blue Collar Points (BCP) – a system that includes players receiving points each game for deflections, steals, blocks, rebounds, floor dives and charges
- Having the best offensive season of his four-year career
- Across the Crimson Tide's 30 games on the season, Jones is averaging 11.2 points per game while shooting 43.9 percent from the floor
- Offensively he leads the squad in assists (3.4 apg) and offensive rebounds per game (2.4), while also shooting a single-season career-best marks of 39.2 percent three-point shooting and 72.4 percent from the charity stripe (84-of-116)
- He has 18 games in double figures, which ranks third on the team
- Leads UA with eight games of five or more assists this season, while leading the team in rebounding 16 times, assists 14 games, steals 13 times and blocks on 13 occasions which are all team-best numbers

## THE TIDE IN THE NATIONAL & CONFERENCE STATS

- Below is a breakdown of where UA ranks in the SEC and NCAA (all numbers as of 3/18):

CATEGORY	STAT	SEC/NCAA	SEC GAMES (STAT)
Scoring Offense	79.6	3/29	1 (81.9)
Scoring Defense	69.8	5/162	5 (70.1)
Scoring Margin	+9.8	2/30	1 (+11.8)
Free Throw Percentage	.720	8/135	7 (.732)
Field Goal Percentage	.431	11/224	7 (.436)
FG Percentage Defense	.405	3/33	1 (.398)
3-Point FG Percentage	.351	2/113	1 (.378)
3-Point FG Percentage Defense	.288	1/11	1 (.259)
Rebounding Offense	40.5	1/8	1 (40.7)
Rebounding Defense	38.9	14/NA	13 (39.0)
Rebounding Margin	+1.6	7/139	3 (+1.7)
Blocked Shots	4.4	7/44	5 (4.6)
Assists	14.1	5/98	t2 (14.5)
Steals	8.6	1/16	1 (8.9)
Turnover Margin	+1.8	3/80	4 (+1.4)
Assist/Turnover Ratio	1.0	4/170	4 (1.0)
Offensive Rebounds	12.4	4/32	3 (11.9)
Defensive Rebounds	28.1	1/25	1 (28.6)
3s Made Per Game	10.7	1/3	1 (11.4)
Total 3s Made	320	1/1	1 (205)
Total 3s Attempted	912	1/1	1 (542)

## TEN-GAME WIN STREAK NUGGETS

- Alabama had a 10-game win streak which began with a convincing 85-69 win over East Tennessee State on Dec. 22, and ended over a month later with a 66-61 loss at then-No. 24 Oklahoma on Jan. 30. In all, the Tide won six games at home and four on the road.
- Nine of the 10 wins came against SEC opponents, including four in true road contests – at then-No. 7 Tennessee on Jan. 2, at Auburn on Jan. 9, at Kentucky on Jan. 12 and at LSU on Jan. 19.
- Only three of the victories were decided by single digits – eight-point wins at Tennessee (81-73) and vs. Mississippi State (81-73), along with a four-point win at Auburn (94-90). The other seven games were decided by 15 or more points with three coming by 20 or more points.

# BY THE NUMBERS

**1**

Alabama leads the nation in three-pointers made (320) and attempted (912) entering the NCAA Tournament

**3/3/9**

Alabama ranks third in the nation in total three-pointers per game (10.7), third nationally in possession length (14.1) and is ninth nationally in adjusted tempo at 73.9 possessions per game.

**2**

Alabama ranks second in the nation in defensive efficiency, according to KenPom.com. Only Loyola Chicago rank ahead of the Crimson Tide.

**7/8**

The Crimson Tide clinched the program's eighth regular season SEC title with its victory at Mississippi State and seventh SEC Tournament championship this season.

**18**

Alabama is a perfect 18-0 on the year when scoring 80 or more points, which is a new program record. This year's squad broke the former number of 17 games, which was set on three occasions – 1986-87, 1978-79 and 1976-77. Last year, UA went 12-4 across its 16 games of hitting the 80-point mark in a game, bringing Nate Oats' two-year total to 30-4 when UA reaches 80 or more points in a game.

**23**

Alabama made a school and SEC record 23 three-pointers in its game at LSU back on Jan. 19, breaking its on conference record of 22 set last season at Auburn. The Crimson Tide knocked down 23-of-43 treys (53.5 percent) on its way to the 105-75 road victory.

**334-OF-957**

Alabama shattered the school record for threes made and attempted, knocking down 334-of-957 during the 2019-20 season. That toppled the former record which was both set back in 2015-16 (259-of-763).

**320-OF-912**

Alabama's currently 15 made threes away from breaking the single-season mark and 46 three-point attempts from setting the new program record.

**815**

Number of SEC wins for Alabama, which ranks second among all league teams. The Crimson Tide's SEC winning percentage of .562 is third-best in the conference annals.

**1,715**

Number of all-time wins for Alabama in 108 years of basketball, which ranks second in the SEC.

- Over the 10-game streak, the Tide outscored the opposition by 16.1 points per game (84.9-68.8) and shot 45.7 percent from the floor and 40.5 percent from beyond the arc while also averaging 12.4 made threes per game.
- Individually, John Petty Jr. led the way with 15.3 points and 3.4 threes made per game while shooting 54.9 percent from the field and 52.5 percent (31-of-59) from deep. Jaden Shackelford also played stellar during the 10-game winning streak as he collected 14.4 points a game over the stretch while compiling 30 assists to only 12 turnovers.

## HERB-O TURBO

- Herbert Jones' reputation as one of the top defensive players in the Southeastern Conference continues to hold true during his senior campaign. However it's his performance on the offensive that has been even more impressive.
- Prior to the 2020-21 campaign, the Greensboro, Ala., native's best offensive output came last year when he averaging 7.9 ppg while shooting 48.4 percent from the field but hit only 1-of-14 three-point attempts and shot 62.5 percent from the free throw line.
- Below is a comparison to Jones' offensive numbers through first three seasons compared to this year

	PPG	RPG	FGM-FGA	FG%	3FGM-3FGA	3FG%	FTM-FTA	FT%	Double Figures
First Three Seasons	6.0	4.3	211-482	.438	14-61	.230	141-257	.549	19
This Season	11.2	6.5	116-264	.439	20-51	.392	84-116	.724	18

## TIDE TRENDS

- There there have been a few trends when it comes to the 2020-21 Alabama men's basketball team.
- Below is a breakdown of a few other key factors to look into during a game. Alabama is:
  - 20-0 when leading at the half
  - 18-0 when scoring 80 points or better
  - 18-0 when shooting 40 percent or better
  - 18-0 when shooting better than its opponent
  - 16-0 when outrebounding its opponent
  - 10-0 when playing on a Tuesday
  - 10-0 when opponent shoots 40 percent or less
  - 9-0 when shooting 40 percent or better from three-point range
  - 1-5 when scoring fewer than 70 points

## FOUR PLAYERS OF THE WEEK

- Alabama guards Jaden Shackelford, John Petty Jr. and Joshua Primo have each earned an SEC weekly honors in four of the last five weeks.
- Shackelford earned the Player of the Week Dec. 28, while Petty has been recognized twice by the league office, with those coming on Jan. 4 and Jan. 18. Most recently, it was Primo who was selected as the Freshman of the Week on Jan. 25.
- Shackelford and Petty earned the honor in back-to-back weeks, which was also the first time since the 1986 season that it occurred (Terry Coner and Derrick McKey).
- The Tide's three SEC Player of the Week awards is the most since 2004.

## GETTING IT DONE IN THE CLASSROOM

- The Alabama men's basketball team had an outstanding fall semester in the classroom, highlighted by Herbert Jones who graduated this past December with an undergraduate degree in business management.
- As a team, the Crimson Tide boasted a team grade point average of 3.06.
- Four players finished with a perfect 4.0 GPA and earned a spot on the President's List.
- Five others earned a spot on the Dean's List (3.5 GPA or better), while a total of 11 Alabama student-athletes finished the semester with a 3.0 GPA or better.

## MAUI INVITATIONAL ALL-TOURNAMENT

- Following his performance at the 2020 Maui Invitational, John Petty Jr. was selected to the All-Tournament team.
- Across his three games played in the event, the Huntsville, Ala., native averaged 15.0 points and 5.0 rebounds per game while shooting 50 percent (15-of-30) from the floor and 40 percent (8-of-20) from deep.

## RECORD WATCH

## INDIVIDUAL SINGLE-SEASON

**Three-Point Field Goals Made**

10.	74	Brian Williams	1996-97
	<b>70</b>	<b>John Petty Jr.</b>	<b>2020-21</b>
	<b>57</b>	<b>Jaden Shackelford</b>	<b>2020-21</b>

**Three-Point Field Goals Attempted**

10.	208	Mykal Riley	2006-07
	<b>187</b>	<b>John Petty Jr.</b>	<b>2020-21</b>
	<b>169</b>	<b>Jaden Shackelford</b>	<b>2020-21</b>

## TEAM SEASON

**Most SEC Wins**

1.	<b>16</b>	<b>16-2</b>	<b>2020-21</b>
	16	16-2	1986-87
2.	15	15-3	1975-76
	15	15-3	1974-75
	15	15-3	1973-74
6.	14	14-4	1976-77
	14	14-0	1955-56
	14	14-4	1939-40

**Three-Point Field Goals Made**

1.	334	957 attempts (31 games)	2019-20
2.	<b>320</b>	<b>912 attempts (30 games)</b>	<b>2020-21</b>
3.	259	763 attempts (33 games)	2015-16
4.	255	700 attempts (32 games)	1995-96
5.	249	632 attempts (32 games)	2004-05

**Three-Point Field Goals Attempted**

1.	957	334 made (31 games)	2019-20
2.	<b>912</b>	<b>320 made (30 games)</b>	<b>2020-21</b>
3.	763	259 made (33 games)	2015-16
4.	718	244 made (34 games)	2018-19
5.	711	232 made (36 games)	2000-01

**Most 80-Point Games**

1.	<b>18</b>	<b>2020-21</b>
2.	17	1986-87
	17	1978-79
	17	1976-77
4.	16	2019-20

## INDIVIDUAL CAREER

**Points**

14.	1,591	Robert Horry	1989-92
15.	1,575	Melvin Cheatum	1988-91
16.	1,532	Eric Washington	1994-97
17.	<b>1,493</b>	<b>John Petty Jr.</b>	<b>2017-pres.</b>
18.	1,487	Rod Grizzard	2000-02
19.	1,451	Ken Johnson	1978-81
20.	1,444	George Linn	1953-56
53.	1,014	Donta Hall	2016-19
	<b>913</b>	<b>Herbert Jones</b>	<b>2017-pres.</b>

**3-Point Field Goals Made**

1.	<b>304</b>	<b>John Petty Jr.</b>	<b>2017-pres.</b>
2.	263	Brian Williams	1996-99
3.	262	Eric Washington	1994-97
4.	245	Earnest Shelton	2002-05
5.	225	James Robinson	1991-93

**3-Point Field Goals Attempted**

1.	<b>793</b>	<b>John Petty Jr.</b>	<b>2017-pres.</b>
2.	738	Brian Williams	1996-99
3.	681	Earnest Shelton	2002-05
3.	678	Eric Washington	1994-97
5.	607	James Robinson	1991-93

- The three-game stretch was highlighted when he faced UNLV in the second contest, accounting for a season-high 22 points on 6-of-10 shooting from deep to go along with a six assists compared to only one turnover in his 33 minutes of action.
- Petty was joined on the All-Tournament team by Garrison Brooks (North Carolina), Matt Coleman (Texas), David Duke (Providence) and Trayce Jackson-Davis (Indiana).

## ALABAMA SIGNS THREE IN EARLY PERIOD, CLASS RANKED NO. 10

- Head coach Nate Oats announced three additions to the Alabama men's basketball program who have signed their National Letters of Intent to continue their playing career with the Crimson Tide.
- The trio of point guard JD Davison (Letohatchee, Ala.; Calhoun HS), shooting forward Jusaun Holt (Roswell, Ga.; St. Francis Day School) and power forward Langston Wilson (Upper Darby, Pa.; Georgia Highlands College) made up the nation's 10th-ranked signing class according to Rivals.com, while 247sports.com has the class ranked No. 14 in the nation.

*JD Davison (6-3 | 175 | Fr. | PG) — Letohatchee, Alabama — Calhoun High School*

- Rated as a consensus five-star prospect by ESPN, Rivals and 247Sports and one of the highest-rated recruits to ever sign with the Alabama men's basketball program
- Named as a 2021 McDonald's All-American
- Ranked by 247Sports.com as the No. 9 overall player in the nation and the No. 1 point guard
- During his junior season, he led Calhoun High School to the 2A state championship while averaging 33.4 points, 12 rebounds, five assists, six steals and four blocks per game
- ESPN ranks him as the No. 14 overall player in the 2021 class and No. 2 at his position and the No. 1 overall player in Alabama, while Rivals.com has him listed as the No. 13 overall player in his class and the No. 3 point guard in the nation
- Named Alabama's Mr. Basketball during the 2019-20 season to become only the fifth junior to be named Mr. Basketball in the 38-year history of the award.
- Chose Alabama over the likes of Auburn, Kansas, LSU, Memphis, and Michigan

*Jusaun Holt (6-6 | 190 | Fr. | SG) — Roswell, Georgia — St. Francis Day School*

- Rated as a four-star prospect by ESPN, Rivals and 247Sports
- Ranked as the No. 102 overall player in his class and the No. 26 small forward in the nation b Rivals
- Earned second team Region 6 Sub-Region B All-Region honors and selected to the Atlanta Journal Constitution North Fulton second team following his junior season
- 247sports.com pegs him as the No. 20 small forward and the No. 8 overall player in Georgia
- Ranked by ESPN as the No. 7 overall player in Georgia and the No. 41 player at his position
- Led St. Francis to consecutive Georgia Class A Private State Championship titles (2019 and 2020)
- First signee to join the Crimson Tide out of the Atlanta area since Collin Sexton signed in 2017
- Chose Alabama over Xavier, Wake Forest, Miami, Georgia and Washington, among others

*Langston Wilson (6-9 | 190 | Jr. | PF) — Upper Darby, Pennsylvania — Georgia Highlands College*

- One of the top JUCO prospects in the nation; rated as four-star recruit by Rivals and 247Sports
- Ranked by 247sports as the No. 2 overall JUCO player in the 2021 class and No. 1 power forward
- Played his freshman year at Georgia Highlands College in 2019-20 where he averaged 10.1 points, 7.6 rebounds and 1.2 blocks per game while shooting 54 percent from the floor across 32 games
- Helped lead team to a 24-8 overall mark and a 13-3 mark in the Georgia Collegiate Athletics Association (GCAA) where it reached the conference championship game
- Named to the GCAA All-Freshman and Honorable Mention All-Region teams
- Was unable to play organized high-school basketball due to a medical misdiagnosis but was cleared and joined the squad at Georgia Highlands
- Chose Alabama over offers from Kansas, Maryland, Texas A&M and Ole Miss, among others



**NATE OATS**

Head Coach

2nd Season at UA  
6th Season Overall

MARANTHA BAPTIST, 1998

- Formally introduced as head men's basketball coach at The University of Alabama on March 28, 2019
- Promised fans would see an entertaining, up-tempo and fast-paced style of play and that's exactly what he delivered in his first season at the helm of the program
- After ranking near the bottom of the Southeastern Conference in most offensive categories the previous year, Alabama led the league in six offensive statistics in 2019-20, including points per game (82.0), three-point field goal percentage (34.9 percent) and threes made per game (10.8), among others
- Nationally, the new-look offense ranked No. 3 in points and threes made per game, while also ranking sixth with 334 total threes made and fourth with 957 three-point attempts – both of which set program records
- The Tide's pace of play also ranked among the fastest in the country, as UA ranked fourth in raw tempo (76.1) and average possession length (15.2).
- Alabama boasted four student-athletes who earned All-

SEC honors in 2020 as Kira Lewis Jr. (first team), John Petty Jr. (second team), Jaden Shackelford (all-freshman) and Herbert Jones (all-defensive) all received postseason recognition.

• It marked just the second time in program history that the Crimson Tide had four all-conference honorees in the same season (2006 was the only other year).

• His efforts didn't just end on the court. Off the court, Oats and his staff were relentless on the recruiting trail and the results were evident. According to Rivals.com, the Crimson Tide's 2020 recruiting class, which included Canada's No. 1 and No. 3-ranked players as well as the top JUCO prospect in the nation, was ranked No. 9 in the country by Scout.com and No. 12 according to 247Sports. In the classroom, the program boasted 11 student-athletes who earned SEC Academic Honor Roll recognition.

• Came to Alabama after spending the last four seasons at the University at Buffalo where he led the Bulls to a 96-43 (.691) record, three MAC Tournament Championships and three NCAA Tournament appearances, including reaching the round of 32 in each of the last two seasons

• Named the league's Coach of The Year and National Association of Basketball Coaches (NABC) District 14 Coach of the Year in back-to-back seasons (2018 and 2019) and finished fourth in voting for the 2019 Associated Press Men's College Coach of the Year

• Over the last two seasons, Buffalo finished with a combined record of 59-13 (.819), a pair of MAC Tournament and regular season championships, two NCAA Tournament Round of 32 appearances and consecutive MAC Coach of the Year honors

• Prior to joining the Bulls, Oats completed 11 seasons as head coach at Romulus High School in Michigan, winning the school's first state title in 27 years in 2012-13 and finished the season 27-1

• Was named the 2013 Detroit News State Coach of the Year, the Detroit Free Press State Coach of the Year, and BCAM State Coach of the Year

## CAREER HISTORY AND RESULTS

### UNIVERSITY OF BUFFALO, HEAD COACH, 2015-19

Year	Record	Pct.	MAC Record	Pct.	Postseason
2015-16	20-15	.571	10-8	.556	NCAA First Round
2016-17	17-15	.531	11-7	.611	
2017-18	27-9	.750	15-3	.833	NCAA Second Round
2018-19	32-4	.889	16-2	.889	NCAA Second Round
<b>Total (4)</b>	<b>96-43</b>	<b>.696</b>	<b>60-30</b>	<b>.667</b>	

### UNIVERSITY OF ALABAMA, HEAD COACH, 2019-PRESENT

Year	Record	Pct.	SEC Record	Pct.	Postseason
2019-20	16-15	.516	8-10	.444	NA
2020-21	24-6	.800	16-2	.889	NCAA Tournament
<b>Total (2)</b>	<b>40-21</b>	<b>.656</b>	<b>24-12</b>	<b>.667</b>	
<b>Total (6)</b>	<b>136-64</b>	<b>.680</b>	<b>84-42</b>	<b>.667</b>	

### HONOR

SEC Coach of the Year (2021)

MAC Coach of the Year (2018, 2019)

NABC District Coach of the Year (2018, 2019)

Finished 4th in AP Voting for National College Coach of the Year (2019)

4x NCAA Tournament Participant  
3x MAC Tournament Champions  
2x MAC Regular Season Champions

## ON THE BENCH



### CHARLIE HENRY

Assistant Coach

- In his second season at Alabama
- Boasts more than 10 years of coaching experience on three major levels of basketball – NBA, G League and DI power-five schools – including stops at the Chicago Bulls, Windy City Bulls and Iowa State
- His input was made immediately evident as he helped install Nate Oats' offensive system that led the SEC in six different offensive categories during the 2019-20 season, including scoring average (82.0 ppg), threes made per game (10.8) and three-point field goal percentage (34.9 percent), among others



### BRYAN HODGSON

Assistant Coach

- In his second season at Alabama
- Instrumental in signing the nation's No. 9-ranked signing class in 2020 according to Rivals.com, while 247sports.com ranked this year's signees at No. 12 nationally.
- Ranked No.6 on 247sports' list of the top 2020 coach recruiter rankings
- Listed as one top the top 50 Most Impactful High Major Assistant Coaches and invited to participate in the prestigious 2020 TopConnect Seminar



### ANTOINE PETTWAY

Assistant Coach

- In his 10th season as an assistant coach at his alma mater, and his 13th on the Alabama staff
- Known as one of the top recruiters in the country and was listed by 247sports.com as the No. 1 recruiter in the nation for the 2019 class
- Prior to that, he was ranked No. 3 nationally in 2017 and No. 9 in 2018
- Recruited and signed Jaden Shackelford out of Hesperia, Calif., who went on to rank among the nation's top freshmen as he earned SEC All-Freshman honors



### MIKE SNOWDEN

Strength and Conditioning

In his second season as the Alabama men's basketball strength coach ... a military veteran who served on President Barack Obama's Helicopter Squadron staff ... was head coach Nate Oats' strength coach at the University of Buffalo ... prior to that he had two stints at George Mason, his alma mater, in 2016-17 and 2013-14 – his first year as a strength coach ... also served as the strength and conditioning graduate assistant with the VCU men's basketball team (2015-16).



### ADAM BAUMAN

Director of Operations

Adam Bauman remains on head coach Nate Oats' staff for a sixth consecutive year as he enters his second season at Alabama ... responsible for operational aspects of the men's basketball program, including budget management and scheduling team travel ... prior to his time at Buffalo, he oversaw all video coordination at Mississippi State.

## THE LAST TIME...

## TEAM

**Scored 100 points or more:**

Feb. 13, 2021 - UA 115, Georgia 82

**Scored 110 points or more:**

Feb. 13, 2021 - UA 115, Georgia 82

**Scored less than 50 points:**

Jan. 6, 2018 - Georgia 65, UA 46

**Allowed 100 points:**

Feb. 8, 2020 - UA 105, Georgia 102 (ot)

**Held opponent to 40 points or less:**

Jan. 10, 2015 - UA 56, Tennessee 38

**Held opponent to 15 pts or less in half:**Nov. 29, 2016 - 15 points allowed vs.  
Charleston Southern (1st half)**Scored 50 points in a half:**March 6, 2021 - 59 points in second half  
at Georgia**Scored 60 points in a half:**Feb. 13, 2021 - 64 points in second half  
vs. Georgia**Won an overtime game:**

Feb. 8, 2020 - UA 105, Georgia 102

**Lost an overtime game:**

Feb. 12, 2020 - Auburn 95, UA 91

**Played a double-overtime game:**

Jan. 4, 2020 - Florida 104, UA 98

**Played a triple-overtime game:**

Feb. 7, 2017 - UA 90, South Carolina 86 (4ot)

**Played a quadruple-overtime game:**

Feb. 7, 2017 - UA 90, South Carolina 86

**Shot 60% or better in a half:**March 6, 2021 - 63.3% (19-of-30) in second half  
at Georgia**Shot 70% or better in a half:**Nov. 29, 2019 - 72.7% in  
2nd half vs. Southern Miss**Failed to hit a three-pointer in a game:**

Dec. 4, 2010 vs. Purdue (364 games)

**Had at least 20 three-pointers in a game:**

Jan. 19, 2021 at LSU (23)\*

**Had at least 15 steals in a game:**

Dec. 12, 2020 vs. Clemson (17)

**Had at least 25 assists in a game:**

Nov. 17, 2017 vs. Alabama A&amp;M (25)

**Forced 25 turnovers in a game:**

Nov. 11, 2012 vs. West Alabama (25)

**Played a ranked opponent (AP poll):**

Feb. 24, 2021 at No. 20 Arkansas (lost, 81-66)

**Beat a ranked opponent at neutral site:**

March 9, 2018 vs. No. 16 Auburn (won, 81-63)

**Beat a ranked opponent at home:**

Jan. 16, 2020 vs. No. 4 Auburn (won, 83-64)

**Beat a ranked opponent on the road:**

Jan. 2, 2021 at No. 7 Tennessee (won, 71-63)

**Beat a top-10 opponent:**

Jan. 2, 2021 at No. 7 Tennessee (won, 71-63)

**Beat a top-10 opponent on the road:**Jan. 2, 2021 in Knoxville, Tenn.  
(beat No. 7 Tennessee, 71-63)**Beat a top-5 opponent:**

Jan. 16, 2020 vs. No. 4 Auburn (won, 83-64)

**Beat a top-5 opponent on the road:**Feb. 21, 2004 in Starkville, Miss.  
(beat No. 4 Mississippi State, 77-73)**Played a No. 1 ranked opponent:**

Jan. 31, 2015 vs. No. 1/1 Kentucky (lost, 70-55)

**Beat a No. 1 ranked opponent on the road:**

Jan. 28, 1983 at No. 1 UCLA (won, 70-67)

**Beat a No. 1 ranked opponent:**March 20, 2004 vs. No. 1 Stanford  
(NCAA tournament (won, 70-67)

## INDIVIDUAL

**Had a player score 50 points:**Michael Nordholz (50) vs. Southern Miss,  
12/12/76 (single-game scoring record)**Had a player score 40 points:**

Collin Sexton (40) vs. Minnesota, 11/25/17

**Had a player score 35 points:**

Kira Lewis Jr. (37) at Georgia, 2/8/20

**Had a player score 30 points:**

Kira Lewis Jr. (37) at Georgia, 2/8/20

**Had a player grab 20 rebounds:**

Richard Hendrix (23) vs. Troy, 11/9/07

**Had a player dish out 10 or more assists:**

Kira Lewis Jr. (11) at Ole Miss, 2/22/20

**Had a player block five shots:**

Donta Hall (8) vs. Oklahoma, 1/27/18

**Had a player block 10 shots:**

Roy Rogers (10) vs. LSU, 2/17/96

**Had a player with seven or more steals in a game:**

Jeremy Hays (8) vs. Oregon State, 12/12/98

**Had three players score 20 or more in a game**John Petty Jr. (24), Joshua Primo (22), Jahvon  
Quinerly (22) at LSU, 1/19/21**Had two players record a double-double in same game:**Jaden Shackelford (18 pts, 11 rebs), Herbert  
Jones (14 pts, 12 rebs) vs. Jacksonville State,  
11/26/20**Had three players record a double-double in same game:**Jermareo Davidson (12 pts, 12 rebs), Alonzo  
Gee (22 pts, 10 rebs), Richard Hendrix (18 pts, 12  
rebs) vs. Louisiana Monroe, 11/28/06**Had a player record a double-double in three consecutive games:**Donta Hall (14 pts, 16 rebs vs. Texas A&M,  
12 pts, 11 rebs at Missouri, 16 pts, 12 rebs vs.  
Tennessee) (Jan. 12, Jan. 16, Jan. 19, 2019)**Had a player record a double-double in four consecutive games:**Donta Hall (14 pts, 16 rebs vs. Texas A&M,  
12 pts, 11 rebs at Missouri, 16 pts, 12 rebs vs.  
Tennessee, 10 pts, 11 rebs vs. Ole Miss) (Jan. 12,  
Jan. 16, Jan. 19, Jan. 22, 2019)**Had six or more players score in double figures:**John Petty Jr. (14), Kira Lewis Jr. (15), Beetle  
Bolden (15), Herbert Jones (15), Alex Reese (14),  
Jaden Shackelford (16) at Florida, 1/4/20**Players who recorded a triple-double:**Kira Lewis Jr. (10 pts, 10 rebs, 13 asts)  
at Auburn, 2/12/20  
Roy Rogers (27 pts, 10 rebs, 10 blocks)  
vs. LSU, 2/17/96*\*indicates SEC record*

## 2020-21 BOX SCORES

## GAME 1



Official Basketball Box Score - Final  
**Jacksonville St. at Alabama**  
 11/25/20 Coleman Coliseum, Tuscaloosa  
 2020-21 Men's Basketball

Game Time: 7:00 PM  
 Game Duration: 2:05  
 Attendance: 2,025

Officials: Doug Shoves, Mike Nance, Garrick Shannon

Jacksonville St. - 57

Record: 0-1

NO. Name	Min	FG M-A	3P M-A	FT M-A	Rebounds OR DR TOT	Fouls PF FD	TP	AS	TO	ST	Blocks BS BA	+/-
5 Amanze Ngumezi	F 11:43	3-8	1-2	1-1	2 2 4	2 2	8	0	3	0	1 1	-15
11 Kayne Henry	F 19:56	2-12	0-4	3-3	1 5 6	1 3	7	0	1	1	0 2	-16
50 Brandon Huffman	C 11:05	1-1	0-0	0-2	2 2 4	2 1	2	0	3	0	0 0	-16
0 Jalen Finch	G 27:56	0-5	0-3	0-0	1 1 2	4 3	0	2	4	1	0 0	-12
23 Darian Adams	G 19:51	0-7	0-2	1-2	2 1 3	5 1	1	1	2	0	0 0	-28
24 Martin Roub	19:02	3-9	2-7	0-0	3 5 8	1 1	8	0	1	0	0 0	-10
1 Demaree King	22:58	5-12	4-8	1-2	0 1 1	2 1	15	0	1	1	0 0	-6
10 Juwan Perdue	11:17	2-4	0-0	2-2	1 1 2	0 2	6	2	1	0	1 1	-6
13 Jay Pal	22:59	1-3	1-2	0-0	2 5 7	2 0	3	1	1	0	0 0	-15
4 Marcellus Brigham	08:04	0-0	0-0	2-2	2 2 4	1 1	0	1	1	0	0 0	1
3 Maros Zelczak	08:45	1-3	0-0	0-1	1 1 2	0 1	2	0	1	2	0 0	-1
2 Semaj Henderson	08:20	1-2	1-2	0-0	0 1 1	0 0	3	2	1	0	0 0	-5
25 Khalil Henderson	05:48	0-2	0-0	0-0	1 1 1	0 0	0	1	0	0	0 0	3
15 JJ Platt	01:08	0-1	0-0	2-2	1 0 1	0 1	2	0	0	0	0 0	3
31 Marvin Hughes	01:08	0-0	0-0	0-0	0 0 0	0 0	0	0	0	0	0 0	3
Team					2 1 3	0	0	0	0	0	0 0	
Totals		19-69	9-32	10-17	20 29 49	20 17	57	10	20	5	2 4	-24

Technical Fouls: NONE

Alabama - 81

Record: 1-0

NO. Name	Min	FG M-A	3P M-A	FT M-A	Rebounds OR DR TOT	Fouls PF FD	TP	AS	TO	ST	Blocks BS BA	+/-
2 Jordan Bruner	F 15:55	2-6	0-3	0-0	0 3 3	3 2	4	1	1	0	1 0	14
1 Herbert Jones	G 24:57	3-11	1-2	5-6	5 7 12	3 4	12	0	0	1	2 1	21
5 Jaden Shackelford	G 25:45	6-13	1-4	5-5	3 9 12	1 5	18	2	2	2	0 0	20
13 Jahvon Quinerly	G 26:08	7-12	2-5	2-2	0 1 1	1 2	18	3	1	1	0 0	25
23 John Petty Jr.	G 25:34	6-14	2-8	0-1	2 4 6	1 1	14	1	1	2	0 0	26
14 Keon Ellis	17:17	0-0	0-0	0-0	2 2 2	2 0	0	2	0	1	1 0	0
33 James Rojas	20:22	3-8	1-2	1-2	4 3 7	1 4	8	1	1	0	0 1	17
3 Alex Reese	13:14	0-4	0-0	0-0	1 1 1	0 0	0	0	2	0	0 0	10
11 Joshua Primo	16:57	2-4	0-2	1-2	0 3 3	3 1	5	1	0	1	0 0	0
22 Keon Ambrose-Hylton	06:42	0-1	0-0	0-2	1 0 1	2 1	0	0	1	0	0 0	-1
12 Darius Miles	03:42	1-2	0-1	0-0	1 1 2	0 0	2	0	1	0	0 0	-6
4 Juwan Gary	03:27	0-2	0-0	0-0	0 0 0	0 0	0	0	0	0	0 0	-6
Team					1 4 5	0	0	0	0	0	0 0	
Totals		30-77	7-31	14-20	20 35 55	17 20	81	11	10	8	4 2	24

Technical Fouls: NONE

	JSU	Bama
Biggest lead	1 (1 <sup>st</sup> 19:14)	30 (2 <sup>nd</sup> 4:02)
Best Scoring Run	8 (2 <sup>nd</sup> 14:48)	12 (2 <sup>nd</sup> 18:02)
Lead Changes	8	
Times Tied	2	
Time with Lead	02:10	37:12

Points from Turnovers	JSU	Bama
	10	19
Paint	16	42
Second Chance	9	23
Fast Breaks	6	19
Bench	39	15

Period by Period Scoring	1st	2nd	TOT
JSU	24	33	57
Bama	36	45	81

## GAME 2



Official Basketball Box Score - Final  
**Stanford at Alabama**  
 11/20/20 Harris's Cherokee Center, Asheville  
 2020-21 Men's Basketball

Game Time: 9:30 PM  
 Game Duration: 2:00

Officials: Ted Valentine, Tim Clougherty, Lamar Simpson

Stanford - 82

Record: 1-0

NO. Name	Min	FG M-A	3P M-A	FT M-A	Rebounds OR DR TOT	Fouls PF FD	TP	AS	TO	ST	Blocks BS BA	+/-
3 Zaire Williams	F 28:41	8-15	3-5	0-0	0 8 8	3 1	19	3	6	1	0 2	18
13 Oscar da Silva	F 29:04	6-10	1-2	0-0	2 5 7	5 3	13	3	3	0	3 1	17
14 Spencer Jones	F 30:27	1-4	1-2	0-0	1 7 8	2 0	3	0	2	3	2 0	16
1 Daejon Davis	G 33:43	4-9	1-2	4-5	2 2 4	0 7	13	4	3	1	0 0	14
2 Bryce Wills	G 31:35	7-12	1-2	0-4	0 6 6	2 4	15	2	3	0	0 0	21
11 Jaden Delaire	13:23	1-4	0-0	3-4	1 0 1	2 2	5	2	0	2	0 1	10
22 James Keefe	08:13	1-1	0-0	1-2	0 2 2	1 1	3	1	0	1	0 0	7
10 Max Murrell	07:25	1-1	0-0	4-4	0 2 2	0 2	6	0	1	0	0 0	0
5 Michael O'Connell	04:29	1-1	1-1	0-0	0 0 0	1 0	3	0	2	0	0 0	-1
20 Noah Taitz	03:15	1-2	0-0	0-0	0 0 0	0 0	1	0	2	0	0 0	-4
23 Brandon Angel	03:15	0-1	0-1	0-0	0 1 1	0 0	0	0	0	0	0 0	-4
24 Sam Beskind	01:50	0-0	0-0	0-0	0 0 0	1 0	0	0	0	0	0 0	-4
32 Lukas Kisunas	03:15	0-0	0-0	0-0	0 1 1	0 0	0	0	0	0	0 0	-4
12 Keenan Fitzmorris	01:25	0-0	0-0	0-0	0 0 0	0 0	0	0	0	0	0 0	0
Team					2 5 7	0	2	0	0	0	0 0	
Totals		31-60	8-15	12-19	8 39 47	18 20	82	15	22	8	5 5	18

Technical Fouls: NONE

Alabama - 64

Record: 1-1

NO. Name	Min	FG M-A	3P M-A	FT M-A	Rebounds OR DR TOT	Fouls PF FD	TP	AS	TO	ST	Blocks BS BA	+/-
2 Jordan Bruner	F 19:31	2-4	1-3	3-3	0 3 3	1 4	8	1	0	1	1 0	-6
1 Herbert Jones	G 21:33	4-8	0-0	0-0	1 3 4	4 1	8	2	5	1	1 1	-12
5 Jaden Shackelford	G 22:35	3-13	2-5	2-2	1 2 3	3 4	10	0	2	0	0 0	-20
13 Jahvon Quinerly	G 24:10	6-11	1-3	1-1	0 0 0	3 2	14	2	3	0	0 1	-14
23 John Petty Jr.	G 29:35	3-7	1-4	0-1	3 3 6	3 1	7	0	0	1	1	-18
3 Alex Reese	12:23	2-6	1-4	0-0	0 5 5	1 2	5	1	0	0	1 0	-18
33 James Rojas	19:40	1-6	0-2	1-2	0 3 3	2 1	3	1	1	1	0 2	-1
11 Joshua Primo	18:04	0-2	0-1	0-2	0 2 2	2 1	0	3	2	2	0 0	-7
4 Keon Ellis	17:57	1-3	0-2	1-2	0 1 1	1 2	3	0	2	1	0 0	-2
22 Keon Ambrose-Hylton	04:39	0-0	0-0	0-0	0 1 1	0 0	0	0	0	0	0 0	3
12 Darius Miles	05:09	1-4	1-3	0-0	0 0 0	0 0	0	0	1	1	0 0	1
4 Juwan Gary	03:28	0-1	0-1	1-2	0 0 0	0 1	1	0	0	0	0 0	0
30 Kendall Wall	01:25	1-2	0-1	0-0	2 0 2	0 0	2	0	0	0	0 0	0
Team					0 1 1	0	0	0	0	0	0 0	
Totals		24-67	7-29	9-15	7 24 31	20 18	64	10	15	10	5 5	-18

Technical Fouls: NONE

	STA	ALA
Biggest lead	24 (2 <sup>nd</sup> 5:55)	4 (1 <sup>st</sup> 16:55)
Best Scoring Run	10 (2 <sup>nd</sup> 12:43)	7 (1 <sup>st</sup> 16:55)
Lead Changes	4	
Times Tied	6	
Time with Lead	33:42	01:35

Points from Turnovers	STA	ALA
	14	21
Paint	38	32
Second Chance	9	4
Fast Breaks	7	14
Bench	19	17

Period by Period Scoring	1st	2nd	TOT
STA	41	41	82
ALA	29	35	64

## GAME 3



Official Basketball Box Score - Final  
**UNLV at Alabama**  
 12/01/20 Harris's Cherokee Center, Asheville  
 2020-21 Men's Basketball

Game Time: 9:30 PM  
 Game Duration: 1:49

Officials: Jeff Clark, Tim Kelly, Keith Fogleman

UNLV - 74

Record: 0-3

NO. Name	Min	FG M-A	3P M-A	FT M-A	Rebounds OR DR TOT	Fouls PF FD	TP	AS	TO	ST	Blocks BS BA	+/-
34 Cheikh Mbacke Diong	F 34:18	1-1	0-0	0-0	1 8 9	1 4	2	0	1	0	1 0	-10
3 Caleb Grill	G 35:57	10-17	7-10	0-0	1 5 6	3 0	27	2	2	3	0 0	-7
5 David Jenkins Jr.	G 24:22	4-14	4-10	0-0	0 0 0	4 2	12	1	2	0	0 0	-8
13 Bryce Hamilton	G 37:53	7-21	1-5	2-2	1 6 7	5 2	17	4	2	2	0 3	-10
31 Marvin Coleman	G 35:48	5-11	0-3	1-2	1 2 3	3 2	11	5	1	0	0 1	-7
1 Moses Wood	22:01	1-4	0-2	0-0	2 6 8	2 0	2	1	1	1	0 0	-9
22 Nick Blake	03:24	0-0	0-0	0-0	0 1 1	0 0	0	0	0	0	0 0	-4
30 Devin Tillis	06:17	1-1	1-1	0-0	0 1 1	1 0	3	0	0	0	0 0	-5
Team					1 1 2	0	1	0	0	0	0 0	
Totals		29-69	13-33	3-4	7 30 37	19 10	74	13	10	6	2 4	-12

Technical Fouls: NONE

Alabama - 86

Record: 2-1

NO. Name	Min	FG M-A	3P M-A	FT M-A	Rebounds OR DR TOT	Fouls PF FD	TP	AS	TO	ST	Blocks BS BA	+/-
2 Jordan Bruner	F 26:16	0-1	0-1	2-2	1 6 7	2 2	2	4	4	2	2 0	10
1 Herbert Jones	G 34:34	7-9	1-3	1-3	1 3 4	3 5	16	2	2	1	0 0	12
5 Jaden Shackelford	G 28:06	4-10	3-7	2-5	0 5 5	0 5	13	4	0	1	0 1	7
13 Jahvon Quinerly	G 30:05	6-11	1-4	6-6	1 3 4	2 3	19	4	2	0	0 0	21
23 John Petty Jr.	G 33:25	7-12	6-10	2-3	0 4 4	0 3	22	6	1	0	1 1	9
11 Joshua Primo	16:33	4-8	3-6	0-0	1 2 3	1 0	11	0	1	0	0 0	-4
3 Alex Reese	14:54	1-6	1-6	0-0	0 5 5	1 1	3	0	0	0	1 0	7
33 James Rojas	16:07	0-3	0-3	0-0	0 3 3	1 0	0	1	1	0	0 0	-2
Team					1 0 1	0	0	0	0	0	0 0	
Totals		29-60	15-40	13-19	5 31 36	10 19	86	21	11	4	4 2	12

Technical Fouls: NONE

	UNL	ALA
Biggest lead	7 (1 <sup>st</sup> 11:00)	14 (2 <sup>nd</sup>



## 2020-21 BOX SCORES

## GAME 5



Official Basketball Box Score - Final  
**Clemson at Alabama**  
 12/19/20 State Farm Arena, Atlanta  
 2020-21 Men's Basketball

Game Time: 8:00 PM  
 Game Duration: 2:09

Officials: Jamie Luckie, Vlad Voyard-Tadai, Brooks Wehs

Clemson - 64

Record: 5-0

NO.	Name	Min	FG	3P	FT	Rebounds	Fouls	TP	AS	TO	ST	Blocks	BS	BA	+/
			M-A	M-A	M-A	OR DR TOT	PF FD								
1	Jonathan Baehre	F 19:17	4-9	0-2	0-0	2 6 8	2 0	8	1	1	0	2	0	13	
25	Aamir Simms	F 22:09	3-4	0-0	0-0	0 5 5	3 0	6	3	6	0	0	0	2	
0	Clyde Trapp	G 22:14	2-5	0-2	0-2	1 4 5	1 4	4	2	3	1	0	0	8	
2	Al-Amir Dawes	G 31:30	4-9	1-5	1-3	2 2 4	1 3	10	3	1	1	1	0	8	
15	John Newman III	G 27:27	2-5	1-3	0-0	0 5 5	3 2	5	0	5	1	1	0	6	
10	Olivier-Maxence Prosper	G 18:13	2-4	1-2	0-1	2 3 5	2 2	5	1	1	1	2	0	3	
24	PJ Hall	G 13:20	2-4	0-0	0-0	1 1 2	1 0	4	0	1	1	2	0	0	
5	Hunter Tyson	G 06:27	3-3	1-1	2-3	0 1 1	0 2	9	0	0	0	0	0	0	
3	Chase Hunter	G 15:16	1-6	0-0	2-2	0 1 1	0 1	4	0	0	1	1	1	4	
4	Nick Honor	G 19:56	4-8	1-4	0-0	1 0 1	3 2	9	3	1	1	0	0	0	
12	Kyle Hemenway	G 04:11	0-0	0-0	0-0	0 1 1	1 0	0	0	0	0	0	0	-1	
Team						3 2 5		0		1					
<b>Totals</b>			27:57	5-19	5-11	12 31 43	17 16	64	13	21	8	7	1	8	

Technical Fouls: NONE

Alabama - 56

Record: 3-2

NO.	Name	Min	FG	3P	FT	Rebounds	Fouls	TP	AS	TO	ST	Blocks	BS	BA	+/
			M-A	M-A	M-A	OR DR TOT	PF FD								
2	Jordan Bruner	F 23:42	1-4	1-3	0-0	0 2 2	1 2	3	1	0	5	1	0	-4	
1	Herbert Jones	G 30:30	3-9	0-2	11-12	0 4 4	3 6	17	2	2	3	0	1	-12	
5	Jaden Shackelford	G 27:29	2-8	0-3	1-2	1 0 1	2 2	5	1	3	2	0	0	-12	
13	Jahvon Quinerly	G 27:21	3-10	1-4	0-0	2 1 3	2 1	7	2	3	2	0	2	-11	
23	John Petty Jr.	G 32:27	2-10	1-5	5-5	0 4 4	4 3	10	1	1	2	0	2	-3	
3	Alex Reese	G 12:33	2-7	0-3	1-2	0 5 5	4 2	1	5	0	2	1	0	1	3
11	Joshua Primo	G 22:35	3-4	0-1	0-0	0 2 2	1 0	6	0	1	0	0	0	1	
4	Juwan Gary	G 02:36	0-0	0-0	0-0	0 0 0	1 0	0	0	0	0	0	0	3	
14	Keon Ellis	G 05:23	0-1	0-0	0-0	0 1 1	0 0	0	0	1	1	0	0	-5	
22	Keon Ambrose-Hylton	G 03:07	0-0	0-0	0-0	0 0 0	0 0	0	0	0	0	0	0	-8	
33	James Rojas	G 12:17	1-3	0-1	1-1	1 1 2	1 2	3	1	2	1	0	0	-1	
Team						4 0 4		0		0					
<b>Totals</b>			17:56	3-22	19-22	8 20 28	17 17	56	8	15	17	1	7	-8	

Technical Fouls: Reese 1<sup>st</sup> 6:41

	Clem	Bama	Points from	Clem	Bama	Period by Period Scoring			
Biggest lead	12 (2 <sup>nd</sup> 9:36)	1 (1 <sup>st</sup> 13:28)	Turnovers	12	15				
Best Scoring Run	10 (2 <sup>nd</sup> 17:28)	9 (2 <sup>nd</sup> 7:51)	Paint	34	28	1st	2nd	TOT	
Lead Changes	6		Second Chance	15	0	Clem	34	30	64
Times Tied	1		Fast Breaks	1	13				
Time with Lead	36:48	01:23	Bench	31	14	Bama	30	26	56

## GAME 6



Official Basketball Box Score - Final  
**Furman at Alabama**  
 12/15/20 Coleman Coliseum, Tuscaloosa  
 2020-21 Men's Basketball

Game Time: 8:00 PM  
 Game Duration: 2:09  
 Attendance: 2,055

Officials: Tony Greene, Gerry Pollard, Brent Hampton

Furman - 80

Record: 5-2

NO.	Name	Min	FG	3P	FT	Rebounds	Fouls	TP	AS	TO	ST	Blocks	BS	BA	+/
			M-A	M-A	M-A	OR DR TOT	PF FD								
4	Noah Gurley	F 35:37	4-8	2-4	5-6	0 3 3	1 3	15	0	2	0	1	1	-15	
20	Jalen Slawson	F 29:38	1-3	0-1	1-2	1 5 6	4 2	3	5	1	0	0	0	-7	
45	Clay Mounce	F 16:29	8-11	4-7	1-1	0 2 2	5 3	21	2	1	0	0	0	15	
3	Mike Bothwell	G 33:17	8-19	5-11	2-2	0 6 6	4 2	23	2	2	2	0	2	4	
10	Alex Hunter	G 37:04	2-10	1-9	0-0	1 2 3	1 2	5	3	2	3	0	0	-11	
1	Jaylon Pugh	22:37	1-3	1-3	0-0	0 1 1	3 2	3	1	0	1	0	1	-7	
13	Garrett Hian	10:50	1-1	0-0	2-2	2 1 3	1 1	4	2	1	0	0	0	2	
22	Joe Anderson	06:24	1-2	0-1	0-0	0 1 1	0 0	2	1	0	2	0	0	4	
5	Marcus Foster	08:04	2-2	0-0	0-0	0 1 1	1 0	4	0	0	0	0	0	0	
Team						1 1 2		0		1					
<b>Totals</b>			28:59	13-36	11-13	5 23 28	21 14	80	16	10	8	1	4	-3	

Technical Fouls: NONE

Alabama - 83

Record: 4-2

NO.	Name	Min	FG	3P	FT	Rebounds	Fouls	TP	AS	TO	ST	Blocks	BS	BA	+/
			M-A	M-A	M-A	OR DR TOT	PF FD								
2	Jordan Bruner	F 18:36	4-6	1-2	0-0	4 2 6	1 0	9	2	0	1	2	0	3	
1	Herbert Jones	G 32:39	7-16	2-2	2-4	7 5 12	1 2	18	4	2	0	2	0	-1	
5	Jaden Shackelford	G 28:21	4-9	1-5	4-8	1 3 4	3 6	13	1	3	1	0	0	9	
13	Jahvon Quinerly	G 16:37	1-2	1-1	0-0	0 0 0	2 1	3	3	0	0	0	0	-2	
23	John Petty Jr.	G 35:06	2-9	0-6	2-4	1 5 6	2 3	6	6	2	1	0	0	12	
11	Joshua Primo	22:18	2-6	1-5	0-1	0 2 2	2 1	5	1	1	0	0	0	1	
33	James Rojas	19:48	3-6	2-3	3-4	3 4 7	4 2	11	0	2	2	0	1	3	
3	Alex Reese	11:30	2-5	2-5	0-0	0 0 0	1 2	6	1	0	0	0	0	-7	
14	Keon Ellis	07:22	1-3	0-2	0-0	0 0 0	0 0	2	1	0	0	0	0	-12	
4	Juwan Gary	07:43	4-5	0-0	2-4	1 2 3	0 2	10	0	0	0	0	0	9	
Team						4 5 9		0		0					
<b>Totals</b>			30:67	10-31	13-25	21 28 49	14 21	83	19	10	5	4	1	3	

Technical Fouls: NONE

	Furman	Bama	Points from		Furman	Bama	Period by Period Scoring		
Biggest lead	16 (1 <sup>st</sup> 8:21)	5 (2 <sup>nd</sup> 0:35)	Turnovers	12	11	Furman	1st	2nd	TOT
Best Scoring Run	9 (1 <sup>st</sup> 10:59)	8 (2 <sup>nd</sup> 0:35)	Paint	28	40		47	33	80
Lead Changes			Second Chance	3	24	Bama	37	46	83
Times Tied	2		Fast Breaks	8	10				
Time with Lead	37:12	01:18	Bench	13	34				

## GAME 7



Official Basketball Box Score - Final  
**Western Ky. at Alabama**  
 12/19/20 Coleman Coliseum, Tuscaloosa  
 2020-21 Men's Basketball

Game Time: 1:00 PM  
 Game Duration: 2:14  
 Attendance: 2,055

Officials: Doug Shows, Byron Jarratt, Mike Nance

Western Ky. - 73

Record: 6-2

NO.	Name	Min	FG	3P	FT	Rebounds	Fouls	TP	AS	TO	ST	Blocks	BS	BA	+/
			M-A	M-A	M-A	OR DR TOT	PF FD								
22	Carson Williams	F 22:35	2-8	0-2	1-3	4 2 6	1 4	5	0	1	0	1	0	4	
23	Charles Bassey	C 33:35	11-14	0-0	5-8	5 7 12	3 4	27	1	2	1	1	1	-3	
4	Josh Anderson	G 31:12	3-10	0-2	0-0	0 4 4	3 1	6	1	2	3	1	0	6	
11	Taveion Hollingsworth	G 15:50	1-3	0-0	2-2	0 1 1	4 1	4	1	5	2	0	0	6	
21	Kenny Cooper	G 08:07	0-3	0-1	0-0	0 1 1	4 0	0	0	0	0	0	0	3	
20	Dayvion McKnight	G 27:32	2-6	0-0	0-0	1 4 5	4 0	4	6	3	2	0	1	-2	
3	Jordan Rawls	G 30:01	6-14	2-5	6-6	1 0 1	1 3	20	0	3	3	0	0	-1	
14	Luke Frampton	G 19:43	1-1	0-0	2-2	0 1 1	1 3	4	1	0	0	0	0	-6	
2	Kevin Osawe	G 09:11	1-1	1-1	0-0	0 0 0	0 0	1	3	0	0	0	0	1	
1	Kyle Milton	G 02:14	0-0	0-0	0-0	0 0 0	0 1	0	0	0	0	0	0	2	
Team						2 5 7		0		1					
<b>Totals</b>			27:60	3-11	16-21	13 25 38	23 16	73	10	17	11	3	3	2	

Technical Fouls: NONE

Alabama - 71

Record: 4-3

NO.	Name	Min	FG M-A	3P M-A	FT M-A	Rebounds OR DR TOT	Fouls PF FD	TP	AS	TO	ST	Blocks BS	BA	+/-
2	Jordan Bruner	F 27:47	4-8	1-4	5-6	3 3 6	2 4	14	0	2	1	1	0	5
33	James Rojas	F 10:00	0-2	0-2	0-0	0 1 1	4 2	0	0	1	1	0	0	-5
1	Herbert Jones	G 32:41	6-10	1-1	3-4	1 3 4	3 5	16	0	3	1	0	0	1
5	Jaden Shackelford	G 33:27	2-9	1-5	7-8	1 3 4	1 6	12	1	0	1	0	0	-2
23	John Petty Jr.	G 34:10	3-10	2-7	1-2	2 5 7	1 2	9	3	3	4	0	0	1
3	Alex Reese	07:14	0-4	0-2	0-0	0 0 0	0 0	0	0	1	0	0	0	-2
11	Joshua Primo	24:56	2-4	2-3	2-2	2 2 4	3 2	8	0	2	0	1	1	7
13	Jahvon Quinerly	21:01	4-7	0-2	1-2	0 1 1	2 1	9	3	6	0	0	0	-7
4	Juwon Gary	06:45	1-1	0-0	0-0	0 1 1	0 0	2	0	0	0	0	0	-4
14	Keon Ellis	01:59	0-1	0-0	1-2	1 0 1	0 1	1	0	0	0	0	0	-4
Team						3 3 6	0	0	1					
Totals			22:56	7:26	20:26	13 22 35	16 23	71	7	19	8	3	3	-2



## 2020-21 BOX SCORES

## GAME 9



Official Basketball Box Score - Final  
**Ole Miss at Alabama**  
 12/29/20 Coleman Coliseum, Tuscaloosa  
 2020-21 Men's Basketball

Game Time: 8:00 PM  
 Game Duration: 2:19  
 Attendance: 2,055

Officials: Brian Shey, Joe Lindsay, Steven Anderson

Ole Miss - 64

Record: 5-2 (0-1)

NO. Name	Min	FG	3P	FT	Rebounds	Fouls	TP	AS	TO	ST	Blocks	+/-
		M-A	M-A	M-A	OR DR TOT	PF					BS BA	
0 Romello White	F 31:36	6-12	0-0	8-13	3 8 11	3 7	20	0	3	0	1 0	-5
5 KJ Buffen	F 24:13	6-10	0-0	3-3	4 4 8	5 8	15	0	3	2	1 2	-2
1 Austin Crowley	G 10:11	0-2	0-0	0-2	0 2 2	2 2	0	0	0	0	0 0	-13
2 Devontae Shuler	G 27:21	2-11	0-4	4-6	0 0 0	1 3	8	0	3	1	0 1	-12
15 Luis Rodriguez	G 31:39	1-7	0-3	0-2	5 3 8	4 1	2	3	1	2	1 2	-6
11 Matthew Murrell	28:17	2-8	1-4	2-3	0 5 5	1 1	7	0	2	0	0 0	-16
24 Jarkel Joiner	26:07	5-11	0-1	2-2	0 3 3	4 2	12	0	2	0	0 0	-2
21 Robert Allen	11:19	0-1	0-0	0-2	3 1 4	2 1	0	0	2	1	0 0	-11
3 Khadim Sy	05:22	0-2	0-1	0-0	1 1 2	0 0	1	0	0	1	0 0	-7
14 Dimencio Vaughn	01:45	0-0	0-0	0-2	1 0 1	0 1	0	0	0	0	0 0	-7
23 Sammy Hunter	01:10	0-0	0-0	0-0	0 0 0	1 0	0	0	0	0	0 0	-5
12 Shon Robinson	01:00	0-1	0-0	0-0	0 0 0	0 0	0	0	0	0	0 0	-4
Team					2 1 3			0	1			
<b>Totals</b>		22-65	1-13	19-35	19 28 47	23 26	64	3	17	7	3 5	-18

Technical Fouls:NONE

Shooting By Period	1st	2nd	3rd	4th	OT
FG%	11-31 35.5%	1-6 16.7%	11-15 73.3%	11-34 32.4%	0-0 0.0%
3PT%	0-7 0.0%	0-0 0.0%	0-0 0.0%	0-0 0.0%	0-0 0.0%
FT%	8-20 40%	22-65 33.8%	1-13 7.7%	19-35 54.3%	

Dead Ball Rebounds: 8, 0

Alabama - 82

Record: 6-3 (1-0)

NO. Name	Min	FG	3P	FT	Rebounds	Fouls	TP	AS	TO	ST	Blocks	+/-
		M-A	M-A	M-A	OR DR TOT	PF					BS BA	
2 Jordan Bruner	F 18:25	2-5	1-4	0-0	1 4 5	4 2	5	0	2	1	2 0	11
1 Herbert Jones	G 09:10	1-1	0-0	1-2	1 2 3	5 3	3	2	3	1	1 0	11
5 Jaden Shackelford	G 33:27	3-10	1-7	2-5	2 5 7	0 3	9	4	0	0	0 0	14
11 Joshua Primo	G 24:01	2-8	0-2	2-2	2 4 6	2 4	6	1	0	0	0 1	4
14 Keon Ellis	G 17:22	2-5	1-4	0-0	2 2 4	3 2	5	3	2	0	0 1	3
13 Jahvon Quinerly	32:06	8-14	3-5	5-10	2 3 5	1 6	24	4	4	1	0 0	2
23 John Petty Jr.	27:04	5-11	3-7	0-0	1 5 6	4 0	13	1	3	0	1 1	12
3 Alex Reese	18:30	3-8	2-7	2-2	1 3 4	1 1	10	2	0	1	1 0	1
4 Juwan Gary	03:43	0-0	0-0	0-0	0 0 0	2 1	0	0	0	1	0 0	5
33 James Rojas	08:59	1-2	0-0	0-1	1 2 3	4 1	2	1	1	1	0 0	2
22 Keon Ambrose-Hylton	02:33	0-0	0-0	0-0	0 0 0	0 0	0	0	0	0	0 0	5
12 Darius Miles	01:10	0-0	0-0	2-2	0 0 0	0 1	2	0	0	0	0 0	5
15 Tyler Barnes	01:10	0-0	0-0	0-0	1 1 0	0 0	0	1	0	0	0 0	5
21 Britton Johnson	01:10	1-1	1-1	0-0	0 0 0	1 0	3	0	0	0	0 0	-5
30 Kendall Wall	01:10	0-0	0-0	0-0	0 0 0	0 0	0	0	0	0	0 0	5
Team					1 1 2			0	0			
<b>Totals</b>		28-65	12-37	14-24	14 32 46	27 23	82	15	15	6	5 3	18

Technical Fouls:Rojas 2<sup>nd</sup>12:14

	OLM	ALA	Points from Turnovers	OLM	ALA	Period by Period Scoring
Biggest lead	0 (1 <sup>st</sup> 20:00)	18 (2 <sup>nd</sup> 0:32)	18	18	1st 2nd TOT	
Best Scoring Run	9 (1 <sup>st</sup> 7:49)	8 (1 <sup>st</sup> 17:21)	30	32	OLM 34 30 64	
Lead Changes	0		Second Chance	9 18	ALA 43 39 82	
Times Tied	0		Fast Breaks	8 10		
Time with Lead	00:00	39:09	Bench	19 54		

## GAME 10



Official Basketball Box Score - Final  
**Alabama at Tennessee**  
 01/02/21 Thompson-Boling Arena, Knoxville, Tenn.  
 2020-21 Tennessee Men's Basketball

Game Time: 6:07 PM  
 Game Duration: 2:07  
 Attendance: 4,191

Officials: Don Daly, Patrick Evans, Rob Rourke

Alabama - 71

Record: 7-3 (2-0)

NO. Name	Min	FG	3P	FT	Rebounds	Fouls	TP	AS	TO	ST	Blocks	+/-
		M-A	M-A	M-A	OR DR TOT	PF					BS BA	
2 Jordan Bruner	F 25:16	3-5	0-1	2-5	1 5 6	3 3	8	0	1	0	3 0	7
1 Herbert Jones	G 33:11	4-13	1-1	2-4	3 5 8	3 4	11	1	3	1	2 3	15
5 Jaden Shackelford	G 24:28	3-5	1-2	2-4	0 1 1	4 3	9	2	0	2	0 0	1
11 Joshua Primo	G 24:28	4-8	3-5	0-0	4 1 5	2 1	11	1	4	0	0 0	7
23 John Petty Jr.	G 31:22	6-7	4-4	1-2	0 6 6	0 1	17	2	0	1	0 0	13
14 Keon Ellis	11:10	1-3	1-1	0-0	1 2 3	1 1	3	0	0	0	0 0	-5
3 Alex Reese	13:43	0-4	0-3	0-0	1 3 4	1 0	0	0	0	0	0 0	0
13 Jahvon Quinerly	26:46	5-14	0-2	2-2	1 1 2	3 3	12	5	2	0	0 0	2
33 James Rojas	09:08	0-3	0-1	0-0	0 3 3	1 0	0	0	2	0	2 0	-5
30 Kendall Wall	00:24	0-0	0-0	0-0	1 1 0	0 0	0	0	0	0	0 0	1
4 Juwan Gary	00:04	0-0	0-0	0-0	0 0 0	0 0	0	0	0	0	0 0	0
Team					2 2 4			0	0			
<b>Totals</b>		26-62	10-20	9-17	13 30 43	18 16	71	11	12	4	5 7	8

Technical Fouls:NONE

Tennessee - 63

Record: 7-1 (1-1)

NO. Name	Min	FG	3P	FT	Rebounds	Fouls	TP	AS	TO	ST	Blocks	+/-
		M-A	M-A	M-A	OR DR TOT	PF					BS BA	
10 John Fulkerson	F 25:39	2-5	0-0	3-8	2 3 5	1 4	7	1	1	0	0 0	-2
35 Yves Pons	F 21:05	1-6	1-2	3-4	0 2 2	4 3	6	0	0	0	0 0	5
5 Josiah-Jordan James	G 32:16	1-6	0-3	0-0	2 6 8	3 1	2	1	2	2	0 0	-11
12 Victor Bailey Jr.	G 33:41	4-14	0-5	8-9	5 2 7	2 5	16	2	1	0	0 1	-9
25 Santiago Vescovi	G 33:37	5-15	3-8	0-0	1 3 4	4 1	13	1	1	0	0 0	-3
11 Jaden Springer	05:11	1-3	0-0	1-2	0 1 1	1 1	3	0	1	0	0 0	-1
45 Keon Johnson	30:35	5-12	0-3	2-3	3 5 8	3 0	12	2	2	1	0 0	-4
55 E.J. Anosike	09:58	1-1	0-0	0-0	2 1 3	1 0	2	0	0	0	0 0	-14
00 Davonte Gaines	01:05	0-1	0-0	0-0	0 0 0	0 0	0	0	0	0	0 0	2
13 Olivier Nkamhoua	03:44	1-1	0-0	0-0	1 1 2	0 0	2	0	0	0	0 0	-1
3 Drew Pember	03:09	0-2	0-0	0-0	1 0 1	0 0	0	0	1	0	0 1	-2
Team					1 4 5			0	0			
<b>Totals</b>		21-66	4-21	17-26	18 28 46	16 18	63	7	9	3	7 5	-8

Technical Fouls:Team 1<sup>st</sup>0:36

	ALA	TENN	Points from Turnovers	ALA	TENN	Period by Period Scoring
Biggest lead	14 (2 <sup>nd</sup> 14:19)	4 (1 <sup>st</sup> 7:41)	11	11	1st 2nd TOT	
Best Scoring Run	9 (2 <sup>nd</sup> 17:17)	5 (1 <sup>st</sup> 16:35)	Paint	32 28	ALA 31 40 71	
Lead Changes	6		Second Chance	10 13	TENN 29 34 63	
Times Tied	6		Fast Breaks	9 0		
Time with Lead	24:43	09:11	Bench	15 19		

## GAME 11



Official Basketball Box Score - Final  
**Florida at Alabama**  
 01/05/21 Coleman Coliseum, Tuscaloosa  
 2020-21 Men's Basketball

Game Time: 6:00 PM  
 Game Duration: 2:07  
 Attendance: 2,055

Officials: Doug Shows, Ben Leno, John Gaffney

Florida - 71

Record: 5-2 (2-1)

NO. Name	Min	FG	3P	FT	Rebounds	Fouls	TP	AS	TO	ST	Blocks	+/-
		M-A	M-A	M-A	OR DR TOT	PF					BS BA	
4 Anthony Duruji	F 30:03	3-11	1-3	1-2	3 3 6	1 1	9	1	1	2	0 1	-24
12 Colin Castleston	F 26:13	6-11	0-0	1-3	4 4 8	3 2	13	1	2	0	0 1	-15
1 Tre Mann	G 34:37	4-11	2-4	1-2	2 4 6	2 2	11	6	2	3	0 2	-17
10 Noah Locke	G 30:28	4-11	3-6	0-1	1 1 2	2 4	11	0	1	0	0 0	-13
23 Scottie Lewis	G 19:42	1-6	0-1	0-0	0 1 1	4 0	2	0	3	1	2 1	0
22 Tyree Appleby	30:46	6-12	2-4	4-4	1 4 5	1 6	18	3	2	1 1	1	-15
5 Omar Payne	10:01	1-1	0-0	0-0	0 1 1	3 1	2	0	1	1	1 0	-3
15 Osayi Osilo	05:57	1-1	0-0	1-2	0 0 0	2 1	3	1	0	0	0 0	3
0 Ques Glover	07:17	0-3	0-1	0-0	1 1 2	1 1	0	1	1	0	0 0	-13
44 Nials Lane	02:00	0-0	0-0	0-0	0 0 0	0 0	0	1	0	0	0 0	6
2 Samson Ruzhentsev	01:34	1-1	1-1	0-0	0 0 0	0 0	3	0	0	0	0 0	6
3 Alex Klatisky	00:41	0-0	0-0	0-0	0 0 0	0 0	0	0	0	0	0 0	5
20 Jack May	00:41	0-0	0-0	0-0	0 0 0	0 0	0	0	0	0	0 0	5
Team					3 5 8			0	0			
<b>Totals</b>		27-68	9-20	8-14	15 24 39	19 18	71	14	14	9	4 6	-15

Technical Fouls:NONE

Alabama - 86		Record: 3-3 (3-3)											
NO.	Name	Min	FG M-A	3P M-A	FT M-A	Rebounds OR DR TOT	Fouls PF FO	TP	AS	TO	ST	Blocks BS BA	+/-
2	Jordan Bruner	F 21:09	3-4	0-0	0-0	5 2 7	2 0	6	4	1	3	1 0	10
1	Herbert Jones	G 22:15	6-16	1-2	3-4	3 2 5	3 5	16	1	2	2	1 2	6
5	Jaden Shackelford	G 31:25	5-12	2-7	4-4	0 3 3	1 2	16	0	2	0	1 0	15
11	Joshua Primo	G 19:33	0-4	0-3	0-0	0 2 2	1 1	0	2	4	1	0 0	-6
23	John Petty Jr.	G 31:08	5-8	1-2	1-1	0 2 2	2 1	12	2	1	1	0 0	14
3	Alex Reese	14:26	2-4	1-2	0-0	1 2 3	3 0	5	0	0	0	3 0	9
33	James Rojas	23:53	5-8	0-0	5-9	2 5 7	2 8	15	1	2	1	0 1	23
14	Keon Ellis	24:10	5-6	3-3	3-3	0 8 8	1 2	16	2	1	2	1 0	30
22	Kevin Gary	03:27	0-2	0-0	0-0	0 0 0	2 0	0	0	0	0	0 0	-6
4	Keon Ambrose-Hylton	02:08	0-0	0-0	0-0	0 0 0	1 2	0	0	0	0	0 0	-6
10	Delaney Heyton	01:34	0-1	0-0	0-0	0 1 1	1 0	0	0	0	0	0 0	-6
15	Tyler Barnes	01:34	0-0	0-0	0-0	0 0 0	0 0	0	0	0	0	0 0	-6
21	Britton Johnson	01:34	0-1	0-1	0-0	0 0 0	0 0	0	0	0	0	0 0	-6
30	Kendall Wall	01:34	0-1	0-0	0-0	0 0 0	0 0	0	0	0	0	0 0	-6
Team						3 1 4	0	0	0	0	0		
Totals			31-67	8-20	16-21	15 29 44	18 19	86	12	13	10	6 4	15

## 2020-21 BOX SCORES

## GAME 13



Official Basketball Box Score - Final  
**Alabama at Kentucky**  
 01/19/21 Rupp Arena, Lexington  
 2020-21 Men's Basketball

Game Time: 9:00 PM  
 Game Duration: 2:17  
 Attendance: 3,075

Officials: Tony Greene, Patrick Evans, Terry Wymer

Record: 10-3 (5-0)												
NO. Name	Min	FG	3P	FT	Rebounds	Fouls	TP	AS	TO	ST	Blocks	+/-
M-A		M-A	M-A		OR DR TOT	PF					BS BA	
2 Jordan Bruner	F 19:28	3-7	2-6	0-0	1 1 2	0 0	8	2	0	0	0 0	5
1 Herbert Jones	G 08:22	3-6	2-3	0-0	0 1 1	1 0	8	2	0	0	0 1	4
5 Jaden Shackelford	G 37:32	6-15	2-5	4-5	1 1 2	2 6	18	6	3	0	0 2	19
11 Joshua Primo	G 32:31	4-9	1-3	3-3	1 1 2	3 2	12	1	0	4	1 1	27
23 John Petty Jr.	G 37:29	9-15	4-7	1-1	0 5 5	3 3	23	2	0	0	0 1	17
3 Alex Reese	13:26	3-5	2-4	0-0	1 1 2	5 1	8	1	1	1	2	9
14 Keon Ellis	17:31	0-0	0-0	0 0	6 4 1	0 0	2	2	0	0	0	-4
33 James Rojas	19:11	1-4	1-2	0-0	2 4 6	4 3	3	1	2	1	0 1	-1
4 Juwan Gary	12:41	2-7	0-0	0-2	4 1 5	1 1	4	0	0	0	1 0	3
15 Tyler Barnes	01:05	0-0	0-0	1-2	0 1 1	0 1	1	0	0	0	0 0	4
12 Darius Miles	00:11	0-0	0-0	0-0	0 0 0	0 0	0	0	0	0	0 0	1
21 Britton Johnson	00:11	0-0	0-0	0-0	0 0 0	0 0	0	0	0	0	0 0	1
22 Keon Ambrose-Hylton	00:11	0-0	0-0	0-0	0 0 0	0 0	0	0	0	0	0 0	1
30 Kendall Wall	00:11	0-0	0-0	0-0	0 0 0	0 0	0	0	0	0	0 0	1
Team					3 1 4		0	1				
Totals		31-68	14-30	9-13	13 23 36	23 18	85	15	11	9	3 9	20

Shooting By Period		
1st FG%	16-37	43.2%
3PT%	10-22	45.5%
FT%	0-2	0%
2nd FG%	15-31	48.4%
3PT%	4-8	50.0%
FT%	9-11	81.8%
GM FG%	31-68	45.6%
3PT%	14-30	46.7%
FT%	9-13	69.2%

Dead Ball Rebounds: 2, 1

Technical Fouls: NONE

Record: 4-7 (3-1)												
NO. Name	Min	FG	3P	FT	Rebounds	Fouls	TP	AS	TO	ST	Blocks	+/-
M-A		M-A	M-A		OR DR TOT	PF					BS BA	
12 Keion Brooks Jr.	F 23:06	4-12	0-2	2-2	3 1 4	3 4	10	0	3	1	1 1	-12
30 Olivier Sarr	F 18:50	1-4	0-0	4-5	2 3 5	1 5	6	2	2	0	0 0	-17
2 Devin Askew	G 35:44	4-9	1-5	3-3	1 2 3	2 2	12	2	3	1	0 0	-21
3 Brandon Boston Jr.	G 25:19	2-7	0-1	1-2	2 3 5	4 2	5	1	1	0	0 0	-13
10 Davion Mintz	G 25:50	2-10	1-4	0-0	2 3 5	0 1	5	1	1	0	0 0	-23
0 Jacob Toppin	24:27	2-6	0-1	1-2	1 5 6	3 2	5	1	1	1	0 0	-4
11 Dontale Allen	23:41	3-8	2-5	0-0	1 5 6	2 1	8	0	4	0	0 0	-6
23 Isaiah Jackson	23:03	3-5	0-0	8-10	3 3 6	3 6	14	0	3	2	7 0	-4
Team					3 1 4		0	1				
Totals		21-61	4-18	19-24	18 26 44	18 23	65	7	19	5	9 3	-20

Shooting By Period		
1st FG%	10-31	32.3%
3PT%	3-10	30.0%
FT%	7-10	70%
2nd FG%	11-30	36.7%
3PT%	1-8	12.5%
FT%	12-14	85.7%
GM FG%	21-61	34.4%
3PT%	4-18	22.2%
FT%	19-24	79.2%

Dead Ball Rebounds: 3, 0

Technical Fouls: NONE

ALB		UKY	
Biggest lead	20 (2nd 6:49)	0 (1st 20:00)	
Best Scoring Run	10 (1st 4:59)	8 (2nd 5:22)	
Lead Changes	0	2	
Times Tied	1	0	
Time with Lead	39:17	00:00	

## GAME 15



Official Basketball Box Score - Final  
**Alabama at LSU**  
 01/19/21 Maravich Assembly Center, Baton Rouge  
 2020-21 Men's Basketball

Game Time: 8:00 PM  
 Game Duration: 2:01  
 Attendance: 2,295

Officials: Tony Greene, Terry Oglesby, Lee Cassell

Record: 12-3 (7-0)												
NO. Name	Min	FG	3P	FT	Rebounds	Fouls	TP	AS	TO	ST	Blocks	+/-
M-A		M-A	M-A		OR DR TOT	PF					BS BA	
3 Alex Reese	F 16:19	2-3	0-1	0-0	1 3 4	2 1	4	0	0	0	0 0	30
1 Herbert Jones	G 24:15	6-8	1-3	4-4	1 2 3	2 2	13	5	2	1	0 0	31
5 Jaden Shackelford	G 27:31	3-8	0-3	0-0	1 1 2	2 2	6	8	2	1	0 2	37
11 Joshua Primo	G 19:28	8-10	6-8	0-0	1 3 4	0 0	22	0	0	1	0 0	28
23 John Petty Jr.	G 25:29	8-11	8-10	0-0	0 4 4	2 1	24	2	1	3	0 0	34
4 Juwan Gary	07:56	0-0	0-0	0 0	1 2 3	2 0	0	1	3	0	0 0	4
13 Jahvon Quinerly	19:24	8-11	6-7	0-0	0 1 1	0 0	22	1	2	0	0 1	14
14 Keon Ellis	13:44	0-5	0-2	1-2	1 3 4	0 0	1	0	0	0	1 0	4
33 James Rojas	13:10	0-0	0-0	0-0	0 7 7	2 0	0	1	0	0	0 3	8
12 Darius Miles	08:41	3-8	2-6	1-2	0 1 1	1 1	9	0	4	0	0 0	-8
22 Keon Ambrose-Hylton	09:00	1-1	0-0	0-0	0 1 1	1 2	0	2	2	1	0 0	-8
30 Kendall Wall	07:15	1-3	0-1	0-1	0 3 3	2 1	2	0	1	0	1 0	-10
15 Tyler Barnes	03:54	0-1	0-1	0-0	0 1 0	1 0	0	0	0	0	0 0	-7
21 Britton Johnson	03:54	0-1	0-1	0-0	1 0 1	2 0	0	0	0	0	0 0	-7
Team					1 3 4		0	0				
Totals		38-68	23-43	6-9	9 34 43	19 9	105	20	16	7	4 4	30

Shooting By Period		
1st FG%	13-35	37.1%
3PT%	2-12	16.7%
FT%	4-4	100%
2nd FG%	17-36	47.2%
3PT%	9-24	37.5%
FT%	2-5	40%
GM FG%	38-68	55.9%
3PT%	23-43	53.5%
FT%	6-9	66.7%

Dead Ball Rebounds: 1, 0

Technical Fouls: NONE

Record: 10-3 (5-2)												
NO. Name	Min	FG	3P	FT	Rebounds	Fouls	TP	AS	TO	ST	Blocks	+/-
M-A		M-A	M-A		OR DR TOT	PF					BS BA	
0 M'wani Wilkinson	F 18:53	3-4	0-1	0-0	1 2 3	0 0	6	0	0	0	1 0	-27
2 Trendon Watford	F 30:48	4-11	0-3	3-5	2 6 8	1 6	11	3	2	1	2 1	-38
4 Darius Davis	F 15:09	2-5	0-2	0-0	3 1 4	3 0	4	1	2	0	0 0	-26
1 Javonte Smart	G 30:59	4-14	4-8	0-0	0 1 1	0 1	12	4	1	2	0 1	-33
24 Cameron Thomas	G 30:39	6-17	1-6	8-8	0 1 1	0 6	21	1	5	2	0 0	-31
25 Eric Gaines	08:24	0-4	0-1	0-0	0 0 0	0 0	0	0	0	2	0 1	-16
11 Josh LeBlanc	18:29	3-3	0-0	0-0	4 2 6	3 0	6	1	1	1	0 0	-15
15 Andre Hyatt	12:47	3-4	0-1	0-0	0 2 2	0 0	6	0	0	0	0 0	2
32 Shareef O'Neal	15:12	2-4	0-2	2-6	2 3 5	1 3	6	0	1	2	0 0	13
3 Jalen Cook	12:18	1-6	0-2	1-1	0 1 1	0 2	3	0	0	0	1 1	3
5 Parker Edwards	03:11	0-1	0-0	0-0	0 1 1	1 0	0	0	0	0	0 0	6
34 Josh Gray	03:11	0-1	0-0	0-2	2 1 3	0 1	0	0	0	0	0 0	7
Team					3 2 5		0	0				
Totals		28-74	5-26	14-22	17 23 40	10 19	75	10	12	11	4 4	-30

Technical Fouls: Coach 2nd 5:03

ALB		LSU	
Biggest lead	43 (2nd 10:53)	0 (1st 20:00)	
Best Scoring Run	17 (1st 14:49)	6 (2nd 1:02)	
Lead Changes	0	2	
Times Tied	0	0	
Time with Lead	39:19	00:00	

## GAME 14



Official Basketball Box Score - Final  
**Arkansas at Alabama**  
 01/19/21 Coleman Coliseum, Tuscaloosa  
 2020-21 Men's Basketball

Game Time: 2:30 PM  
 Game Duration: 1:57  
 Attendance: 2,055

Officials: Bart Lenox, Vladimir Voyard-Tada, Olands Poole

Record: 10-4 (2-4)												
NO. Name	Min	FG	3P	FT	Rebounds	Fouls	TP	AS	TO	ST	Blocks	+/-
M-A		M-A	M-A		OR DR TOT	PF					BS BA	
0 Justin Smith	F 18:18	2-4	0-0	1-2	1 0 1	2 1	5	1	3	1	0 0	-6
10 Jaylin Williams	F 18:13	0-1	0-0	0-0	0 2 2	1 2	0	1	0	1	1 0	-9
3 Desi Silts	G 22:28	1-8	0-3	1-1	1 1 2	3 2	3	1	2	1	0 1	-24
5 Moses Moody	G 34:12	10-25	3-7	5-5	3 6 9	2 2	28	1	2	0	0 1	-26
11 Jalen Tate	G 28:24	4-9	0-2	2-2	0 4 4	3 1	10	3	6	1	0 0	-23
2 Vance Jackson	14:14	0-4	0-2	1-2	0 2 2	0 1	1	0	1	3	0 1	-6
1 JD Notae	18:05	2-7	1-3	0-2	0 1 1	0 1	5	0	3	2	1 1	-24
4 Davontae Davis	28:00	1-3	0-0	3-4	1 5 6	3 5	1	0	0	0	0 0	-22
23 Connor Vanover	02:35	0-0	0-0	0-0	0 0 0	0 0	0	0	0	0	0 0	0
24 Ethan Henderson	15:31	1-2	0-0	0-0	2 2 4	1 1	2	0	1	0	3 0	-15
Team					2 3 5		0	0				
Totals		21-63	4-17	13-18	10 26 36	15 16	59	8	18	9	5 4	-31

Technical Fouls: NONE

Alabama - 90		Record: 11-3 (6-0)													
NO. Name	Min	FG	3P	FT	Rebounds	Fouls	TP	AS	TO	ST	Blocks	+/-	Shooting By Period		
		M-A	M-A	M-A	OR DR TOT	PF					BS BA		1st FG%	15-34	44.1%
3 Alex Reese	F 13:34	1-5	1-4	0-0	0 3 3	0 0	3	1	1	3	0 0	11	3PT%	7-21	33.3%
1 Herbert Jones	G 22:18	3-4	0-1	7-8	1 3 4	1 6	13	2	3	2	1 0	32	FT%	5-6	83.3%
5 Jaden Shackelford	G 23:34	6-11	4-7	0-0	0 1 1	2 2	0	16	3	1	0 0	21	2nd FG%	16-30	53.3%
11 Joshua Primo	G 23:58	1-6	0-3	1-2	2 3 5	0 1	3	3	1	0	1 1	10	3PT%	8-15	53.3%
23 John Petty Jr.	G 24:58	6-10	5-9	0-0	1 3 4	0 0	17	1	1	1	0 0	17	FT%	8-11	72.7%
14 Jahvon Quinerly	21:46	2-8	0-4	3-4	0 4 4	1 4	7	4	1	1	0 2	20	GM FG%	31-64	48.4%
13 Keon Ellis	20:38	2-4	1-3	2-3	0 2 2	2 3	7	2	1	1	0 0	11	3PT%	15-36	41.7%
33 James Rojas	08:52	0-1	0-0	0-0	0 3 3	4 1	0	0	2	0	1 0	0	FT%	13-17	76.5%
4 Juwan Gary	07:43	4-4	1-1	0-0	0 3 3	2 9	0	0	0	1	3 0	16	Dead Ball Rebounds: 2.0		
12 Darious Miles	12:49	3-4	2-3	0-0	0 1 1	2 0	4	0	2	0	0 0	4			
25 Keon Ambrose-Hylton	09:51	2-4	0-0	0 0 0	1 3 4	0 4	0	0	0	0	0 0	4			
30 Kendall Wall	04:47	0-2	0-0	0-0	0 0 0	1 0	2	0	1	0	2 0	1			
21 Tyler Barnes	03:25	0-0	0-0	0 1 1	0 0 0	0 0	0	0	0	1	0 0	3			
15 Britton Johnson	01:47	1-1	1-1	0-0	0 0 0	0 3	1	0	0	0	0 0	3			
Team					4 4 8	0	0	0	0	0					
Totals		31-64	15-36	13-17	9 34 43	16 15	90	18	14	12	4 5	31			

## 2020-21 BOX SCORES

## GAME 17



Official Basketball Box Score - Final  
**Kentucky at Alabama**  
 01/26/21 Coleman Coliseum, Tuscaloosa  
 2020-21 Men's Basketball

Game Time: 6:00 PM  
 Game Duration: 2:08  
 Attendance: 2,055

Officials: Mike Nance, Byron Jarrett, Lee Cassell

Kentucky - 59

Record: 5-10 (4-4)

NO. Name	Min	FG	3P	FT	Rebounds	Fouls	TP	AS	TO	ST	Blocks	+/-
12 Keion Brooks Jr.	F 17:42	2-7	0-1	0-0	1 2 3 4	0 4	1	1	1	0	1	-7
30 Olivier Sarr	F 24:52	4-10	0-1	4-5	0 4 4 4	3 7	12	0	1	2	1	-12
2 Devin Askew	G 23:53	0-2	0-0	2-2	0 1 1 4	1 2	2	1	1	0	1	-10
3 Brandon Boston Jr.	G 30:55	2-9	0-0	4-4	1 5 6 3	2 8	1	2	0	0	1	-6
10 Davion Mintz	G 35:15	5-11	2-5	0-0	2 3 5 3	2 12	4	4	1	1	1	-6
0 Jacob Toppin	20:57	0-1	0-0	0-0	0 5 5 1	0 0	0	1	1	0	0	-10
23 Isaiah Jackson	15:31	2-4	0-0	2-2	1 4 5 4	1 6	1	2	1	2	1	3
11 Dontaire Allen	24:05	4-9	4-7	0-0	1 1 2 2	0 12	2	3	2	1	0	-10
55 Lance Ware	06:50	0-1	0-0	3-4	1 0 1 1	2 3	0	1	0	0	0	3
Team					0 2 2		0	1				
Totals		19-54	6-14	15-17	7 27 34	25 15	59	11	17	9	5	-11

Technical Fouls: NONE

Alabama - 70

Record: 14-3 (9-0)

NO. Name	Min	FG	3P	FT	Rebounds	Fouls	TP	AS	TO	ST	Blocks	+/-
3 Alex Reese	F 20:19	1-4	1-3	0-0	1 3 4	1 3	3	0	0	0	0	-1
1 Herbert Jones	G 32:55	2-8	0-0	9-10	2 7 9	2 8	13	8	4	2	2	9
5 Jaden Shackelford	G 36:20	5-13	1-6	10-10	1 4 5	1 8	21	1	0	1	0	14
11 Joshua Primo	G 29:16	4-6	2-4	0-0	2 2 2	0 1	10	1	2	0	2	7
23 John Petty Jr.	G 32:19	3-7	1-3	3-4	0 4 4	3 2	10	3	2	1	0	13
13 Jahvon Quinerly	16:54	1-5	1-2	2-2	1 1 2	1 2	5	1	3	0	0	-4
14 Keon Ellis	12:40	1-2	0-1	0-0	1 1 2	3 0	2	0	2	1	0	0
22 Keon Ambrose-Hylton	01:29	0-0	0-0	0-0	0 0 0	0 0	0	0	0	0	0	-2
4 Juwan Gary	15:47	3-6	0-1	0-2	0 3 3	2 1	6	0	1	1	1	9
33 James Rojas	02:01	0-0	0-0	0-0	0 0 0	2 0	0	0	0	0	0	0
Team					0 3 3		0	0				
Totals		20-51	6-20	24-28	6 28 34	15 25	70	14	14	6	5	11

Technical Fouls: NONE

	UK	Bama
Biggest lead	2 (2 <sup>nd</sup> 12:48)	11 (2 <sup>nd</sup> 0:00)
Best Scoring Run	8 (1 <sup>st</sup> 9:21)	10 (2 <sup>nd</sup> 0:45)
Lead Changes	6	9
Times Tied	9	6
Time with Lead	03:06	28:50

Points from	UK	Bama
Turnovers	11	20
Paint	16	28
Second Chance	8	4
Fast Breaks	10	14
Bench	21	13

Period by Period Scoring	1st	2nd	TOT
UK	32	27	59
Bama	35	35	70

Shooting By Period			
1 <sup>st</sup>	FG%	14-32	43.8%
	3PT%	5-16	31.3%
	FT%	2-2	100%
2 <sup>nd</sup>	FG%	6-19	31.6%
	3PT%	1-4	25.0%
	FT%	22-26	84.6%
GM	FG%	20-51	39.2%
	3PT%	6-20	30.0%
	FT%	24-28	85.7%

Dead Ball Rebounds: 2, 0

## GAME 18



Official Basketball Box Score - Final  
**Alabama at Oklahoma**  
 01/26/21 Lloyd Noble Center, Norman  
 2020-21 Men's Basketball

Game Time: 11:00 AM  
 Game Duration: 2:08  
 Attendance: 2,680

Officials: Gary Maxwell, Rick Crawford, Larry Spaulding

Alabama - 61

Record: 14-4

No.	Name	Min	FG M-A	3P M-A	FT M-A	Rebounds		Fouls	TP	AS	TO	ST	Blocks		+/-	Shooting By Period				
						OR	DR						FT	3P		BA	SA	1st FG	1st FT	2nd FG
3	Alex Reese	F 26:59	6-14	3-10	0-2	0	5	5	2	15	2	0	1	1	0	4	1st FG	5-12	42.3%	
1	Herbert Jones	G 36:34	2-4	1-1	2-4	3	3	6	3	6	7	5	5	3	0	1	FT%	2-4	50%	
5	Jaden Shackelford	G 31:21	5-12	2-3	2-2	0	3	3	2	14	2	2	2	0	0	2	2nd FG	10-28	35.7%	
11	Joshua Primo	G 26:19	2-6	1-3	0-0	0	3	3	0	1	5	0	2	0	0	-13	3PT%	5-16	31.3%	
23	John Petty Jr.	G 34:14	2-8	2-7	3-4	0	5	5	2	2	9	1	4	0	2	-12	FT%	7-10	70%	
4	Juwan Gary	03:52	0-1	0-1	0-0	1	0	1	1	0	0	0	0	0	0	-11	GM FG%	21-54	38.9%	
13	Jahvon Quinerly	13:21	0-1	0-0	0-0	0	1	1	2	0	0	1	2	1	0	-10	3PT%	10-28	35.7%	
14	Keon Ellis	19:53	4-6	1-2	2-2	1	4	5	3	3	11	1	1	0	0	11	FT%	9-14	64.3%	
22	Keon Ambrose-Hylton	01:31	0-0	0-0	0-0	0	1	1	0	0	0	0	0	0	0	1	Dead Ball Rebounds: 3, 0			
33	James Rojas	05:56	0-2	0-1	0-0	0	0	0	2	1	0	0	0	0	0	2				
Team						1	3	4			0	0								
Totals			21-54	10-28	9-14	6	28	34	17	16	61	12	16	7	3	1	-5			

Technical Fouls: NONE

Oklahoma - 66

Record: 11-4

No.	Name	Min	FG					3P		FT		Rebounds		Fouls		TP	AS	TO	ST	Blocks		+/-	Shooting By Period		
			M	A	P	F	T	OR	DR	OT	FF	FL	PD	BA	BB					1st	FG		3P	FT	
1	Jalen Hill	F 31:05	2-4	0-0	4-4	3	2	5	3	3	3	8	2	1	0	0	0	0	-4	1st <td>FG<td>13-33</td><td>39.4%</td></td>	FG <td>13-33</td> <td>39.4%</td>	13-33	39.4%		
52	Kur Kuath	F 16:13	1-4	0-0	2-4	6	1		1	0	2	0	0	0	0	0	0	-9	FT	5-11	45.5%				
2	Umogo Gibson	G 34:34	4-10	3-4	1-3	0	5	5	1	4	12	2	2	2	0	0	1	14	3PT	1-2	50%				
11	De'Von Harmon	G 37:53	7-15	3-7	1-3	1	3	4	2	3	18	4	3	2	0	0	1	6	2nd <td>FG</td> <td>12-29</td> <td>41.4%</td>	FG	12-29	41.4%			
24	Elijah Harkless	G 33:24	6-13	1-4	1-2	0	5	5	4	2	14	1	4	3	0	0	0	13	3PT	3-10	30.0%				
35	Brady Manek	23:35	5-13	1-6	1-1	1	5	6	2	2	12	0	1	0	1	0	1	13	FT	7-12	58.3%				
0	Victor Iwuakor	21:36	0-3	0-0	0-1	5	3	8	3	3	0	0	1	1	1	1	1	-2	GM <td>FG</td> <td>25-62</td> <td>40.3%</td>	FG	25-62	40.3%			
3	Trey Phipps	01:40	0-0	0-0	0-0	0	0	0	0	0	0	0	0	0	0	0	0	-6	3PT	8-21	38.1%				
Team						1	2	3			0	2									8-14	57.1%			
Totals			25-62	8-21	8-14	13	29	42	66	9	14	9	1	3	5							Dead Ball Rebounds: 2.0			
Technical Fouls: 0																									

Technical Fouls: NONE

	Bama	OU
Biggest lead	5 (1 <sup>st</sup> 4:16)	12 (2 <sup>nd</sup> 9:43)
Best Scoring Run	11 (2 <sup>nd</sup> 6:52)	9 (1 <sup>st</sup> 16:06)
Lead Changes	6	10
Times Tied	8	12
Time with Lead	06:07	29:51

Points from	Bama	OU
Turnovers	18	17
Paint	20	28
Second Chance	0	10
Fast Breaks	12	11
Bench	11	12

Period by Period Scoring	1st	2nd	TOT
Bama	29	32	61
OU	32	34	66

Shooting By Period			
1 <sup>st</sup>	FG%	14-32	43.8%
	3PT%	5-16	31.3%
	FT%	2-2	100%
2 <sup>nd</sup>	FG%	6-19	31.6%
	3PT%	1-4	25.0%
	FT%	22-26	84.6%
GM	FG%	20-51	39.2%
	3PT%	6-20	30.0%
	FT%	24-28	85.7%

Dead Ball Rebounds: 2, 0

## GAME 19



Official Basketball Box Score - Final  
**LSU at Alabama**  
 02/03/21 Coleman Coliseum, Tuscaloosa  
 2020-21 Men's Basketball

Game Time: 6:00 PM  
 Game Duration: 2:01  
 Attendance: 2,055

Officials: Pat Adams, Rob Rorkie, Will Howard

LSU - 60

Record: 11-6 (6-4)

NO. Name	Min	FG M-A	3P M-A	FT M-A	Rebounds DR TR TOT	Fouls PF FLD	TP	AS	TO	ST	Blocks BLK	+/-	
0 Mwanj Wilkinson	F 24:06	2-3	0-0	0-0	1 2 3	2 1	4	3	0	1	1	0	-4
2 Trendon Watford	F 35:00	3-13	0-2	3-8	2 7 9	0 7	9	3	2	3	2	0	-23
11 Josh LeBlanc	F 25:00	2-5	0-0	0-0	1 2 3	3 0	4	1	1	2	1	0	-22
1 Javonte Smart	G 35:36	4-15	2-6	4-4	0 3 3	1 2	14	0	5	2	0	0	-20
24 Cameron Thomas	G 34:14	8-19	2-4	4-4	0 5 5	2 3	22	0	2	0	0	0	-22
32 Shareef O'Neal	14:21	0-1	0-1	1-2	1 2 3	1 2	1	0	0	0	2	0	-6
3 Jalen Cook	10:15	0-3	0-2	0-0	0 0 0	2 0	0	0	0	3	0	1	-2
25 Eric Gaines	16:54	1-5	0-1	4-4	0 1 1	2 3	6	1	2	3	0	1	3
15 Aundre Hyatt	02:17	0-1	0-1	0-0	0 0 0	0 0	0	0	0	0	0	0	3
34 Josh Gray	02:17	0-0	0-0	0-0	1 0 1	0 0	0	0	0	0	0	0	3
Team					3 4 7		0	1					
Totals		20-65	4-17	16-22	9 26 35	13 18	60	8	13	14	6	5	-18

Technical Fouls: NONE

Alabama - 78

Record: 15-4 (10-0)

NO. Name		Min	FG	3P	FT	Rebounds	Fouls	TP	AS	TO	ST	Blocks	+/-	
			MA	MA	MA	OR	PR	PF				BS		
3 Alex Reese	F	25:30	5-8	1-3	2-2	0 4 4	2 1	13	1	0	1	2	0	15
1 Herbert Jones	G	16:01	2-8	0-2	0-0	3 5 8	4 1	4	1	1	2	1	2	12
5 Jaden Shackelford	G	28:47	7-16	1-7	4-4	1 2 3	1 3	19	2	4	0	0	0	15
11 Joshua Primo	G	24:01	1-3	0-1	0-0	0 5 5	2 1	2	1	1	2	0	0	7
23 John Petty Jr.	G	31:49	3-9	0-4	0-0	1 6 7	1 1	6	5	2	0	0	1	14
4 Juwan Gary		13:59	6-8	0-1	0-0	1 6 7	3 1	12	0	1	2	1	0	20
13 Jahvon Quinerly		22:49	4-8	2-3	0-0	3 3 3	0 3	10	3	4	1	0	1	8
14 Keon Ellis		21:12	4-5	2-2	0-0	2 5 7	3 0	10	0	1	1	1	1	23
33 James Rojas		02:58	0-1	0-0	0-0	0 0 0	0 0	0	0	0	0	0	1	-4
22 Keon Ambrose-Hylton		03:47	0-1	0-0	0-0	0 0 0	1 1	0	0	0	0	0	0	-4
12 Darius Miles		05:32	1-2	0-1	0-0	0 2 2	0 1	2	2	1	0	0	0	-2
15 Tyler Barnes		01:04	0-0	0-0	0-0	0 0 0	0 0	0	0	0	0	0	0	-4
21 Britton Johnson		01:04	0-0	0-0	0-0	0 0 0	0 0	0	0	0	0	0	0	-4
25 Adam Cottrell		01:04	0-0	0-0	0-0	0 0 0	0 0	0	0	0	0	0	0	-4
30 Kendall Wall		00:23	0-0	0-0	0-0	0 0 0	1 0	0	0	2	0	0	0	-2
Team						2 3 5		0	0	0				
Totals			33-69	6-24	16-22	10 41 51	18 13	78	15	17	9	5	6	18

Technical Fouls: NONE

	LSU	Bama
Biggest lead	2 (1 <sup>st</sup> 19:46)	22 (2 <sup>nd</sup> 4:15)
Best Scoring Run	5 (1 <sup>st</sup> 10:12)	9

## 2020-21 BOX SCORES

## GAME 21



Official Basketball Box Score - Final  
Alabama at South Carolina  
02/09/21 Colonial Life Arena, Columbia  
2020-21 Men's Basketball

Game Time: 6:30 PM  
Game Duration: 2:15  
Attendance: 3,089

Officials: Joe Lindsey, Terry Obelsky, Ted Valentine

Alabama - 81

Record: 16-5 (11-1)

NO. Name	Min	FG	3P	FT	Rebounds	Fouls	TP	AS	TO	ST	Blocks	+/-
		M-A	M-A		OR DR TOT	PF FD					BS BA	
4 Juwan Gary	F 02:27	1-2	0-0	0-0	1 0 1	1 0	2	0	1	0	0 0	-4
1 Herbert Jones	G 29:18	1-7	1-1	0-0	1 4 5	5 2	3	7	4	1	2 2	-3
5 Jaden Shackelford	G 26:40	3-10	4-4	1 3 4	1 4	10	1	1	1	0	2	-5
11 Joshua Primo	G 28:35	3-10	3-8	3-4	2 1 3	3 12	2	2	0	1	0 0	0
23 John Petty Jr.	G 35:55	7-15	3-10	3-3	4 4 8	2 4	20	1	4	1	2 0	4
3 Alex Reese	19:14	3-7	1-3	2-2	3 1 4	0 1	9	1	1	0	1 1	-1
13 Jahvon Quinerly	22:40	5-8	3-5	0-1	1 0 1	3 1	13	1	4	1	0 1	12
14 Keon Ellis	15:39	2-5	1-3	1-2	0 3 3	2 2	6	3	2	3	1 0	6
33 James Rojas	18:19	1-4	0-0	4-4	1 3 4	3 5	6	0	3	1	1 1	8
12 Darius Miles	00:38	0-0	0-0	0-0	0 0 0	1 0	0	0	0	0	0 0	-2
Team					4 4 8		0	0	0	0	0 0	
Totals		26-68	12-34	17-20	18 23 41	19 22	81	16	22	8	8 7	3

Technical Fouls: NONE

South Carolina - 78

Record: 5-8 (3-6)

NO. Name	Min	FG	3P	FT	Rebounds	Fouls	TP	AS	TO	ST	Blocks	+/-
		M-A	M-A		OR DR TOT	PF FD					BS BA	
10 Justin Minaya	F 37:25	6-12	1-6	2-2	4 3 7	2 4	15	2	0	1	2 0	-1
15 Wildens Leveque	F 17:51	3-7	0-0	3-4	3 2 5	3 3	9	1	2	0	1 3	15
00 AJ Lawson	G 32:12	8-18	5-13	0 0	6 6	2 1	21	1	2	2	0 0	3
5 Jermaine Couisnard	G 27:46	1-5	0-3	0 0	1 2 3	3 2	2	5	4	2	1 1	-1
23 Seventhyn Bryods	G 20:16	5-8	0-0	1-2	0 2 2	4 4	11	4	1	1	0 1	7
24 Keyshawn Bryant	26:57	7-11	0-0	2-6	3 3 6	2 4	16	1	5	3	0 1	-10
4 Jaylyn McCreey	14:10	1-7	0-0	0 0	0 0 0	4 1	2	1	1	0	3 2	-17
1 TJ Moss	13:10	1-4	0-3	0 0	0 0 0	1 0	2	0	0	1	0 0	-4
12 Trae Hannibal	08:15	0-0	0-0	1 2 3	1 0	0	0	4	1	0	0 0	-3
14 Nathan Nelson	01:58	0-0	0-0	0 0	0 0 0	0 0	0	0	0	1	0 0	-4
Team					3 4 7		0	0	0	0	0 0	
Totals		32-72	6-25	8-14	15 24 39	22 19	78	15	19	12	7 8	-3

Technical Fouls: NONE

	ALA	USC
Biggest lead	8 (2 <sup>nd</sup> 4:20)	11 (1 <sup>st</sup> 14:59)
Best Scoring Run	10 (1 <sup>st</sup> 12:05)	9 (1 <sup>st</sup> 16:06)
Lead Changes	5	7
Times Tied	7	7
Time with Lead	24:35	11:32

Shooting By Period	1 <sup>st</sup> FG%	2 <sup>nd</sup> FG%	3 <sup>rd</sup> FG%	4 <sup>th</sup> FG%	FT%
Alabama	14-36 38.9%	6-15 40.0%	5-6 83.3%	12-32 37.5%	6-19 31.6%
South Carolina	15-33 45.5%	3-14 21.4%	3-5 60%	17-39 43.6%	3-11 27.3%
	5-9 55.6%	32-72 44.4%	6-25 24.0%	8-14 57.1%	

Dead Ball Rebounds: 5, 0

## GAME 22



Official Basketball Box Score - Final  
Georgia at Alabama  
02/13/21 Coleman Coliseum, Tuscaloosa  
2020-21 Men's Basketball

Game Time: 2:30 PM  
Game Duration: 2:06  
Attendance: 2,055

Officials: Chuck Jones, Bart Lenox, Steven Anderson

Georgia - 82

Record: 12-8 (5-8)

NO. Name	Min	FG	3P	FT	Rebounds	Fouls	TP	AS	TO	ST	Blocks	+/-
		M-A	M-A		OR DR TOT	PF FD					BS BA	
24 P.J. Horne	F 19:36	0-3	0-2	0-0	1 0 1	4 0	0	0	0	0	0 0	-25
5 Justin Kier	G 24:28	1-6	0-3	1-2	2 3 5	2 0	3	2	2	0	1 1	-31
14 Tye Fagan	G 23:59	5-9	0-1	1-2	0 0 0	2 3	11	0	2	1	1 1	-21
2 Sahvir Wheeler	29:42	6-11	0-2	4-4	1 1 2	5 5	16	3	4	3	0 0	-14
10 Toumani Camara	31:33	5-11	0-2	2-2	5 8 13	4 2	12	5	0	1	2 1	-26
0 K.D. Johnson	29:28	6-15	2-7	10-15	0 2 2	4 7	24	2	3	4	0 2	-21
4 Andrew Garcia	13:25	2-4	0-0	3-3	1 0 1	3 2	7	0	2	0	0 0	0
11 Jaxon Elter	19:41	3-5	0-1	3-3	1 1 2	0 5	9	0	0	1	0 0	-14
13 Jonathan Ned	01:45	0-1	0-1	0-0	0 0 0	0 0	0	0	0	0	1 0	-3
23 Mikal Starks	04:50	0-0	0-0	0-0	0 0 0	0 0	0	0	0	0	0 0	-6
12 Josh Taylor	01:33	0-0	0-0	0-0	0 0 0	1 0	0	0	0	0	0 0	-4
Team					1 2 3		0	0	0	0	0 0	
Totals		28-65	2-19	24-31	12 17 29	25 24	82	12	13	10	4 5	-33

Technical Fouls: NONE

Alabama - 115

Record: 17-5 (12-1)

NO. Name	Min	FG	3P	FT	Rebounds	Fouls	TP	AS	TO	ST	Blocks	+/-
		M-A	M-A		OR DR TOT	PF FD					BS BA	
3 Alex Reese	F 19:06	2-4	1-3	2-2	1 4 5	1 7	1	1	0	0	0 0	13
1 Herbert Jones	G 29:16	7-9	3-4	4-7	0 5 5	1 6	21	4	0	0	3 1	21
5 Jaden Shackelford	G 27:51	5-7	2-3	6-7	0 3 3	3 7	18	4	2	0	0 0	14
11 Joshua Primo	G 23:28	6-9	3-4	4-4	1 3 4	2 2	19	0	2	1	0 0	18
23 John Petty Jr.	G 31:32	5-9	3-7	0-0	0 2 2	0 13	2	4	0	1	0 0	24
14 Keon Ellis	18:38	3-4	1-2	1-1	1 3 4	4 1	8	3	2	2	0 0	23
33 James Rojas	16:24	1-3	0-1	3-3	0 1 1	3 5	5	1	2	1	0 1	6
13 Jahvon Quinerly	21:07	5-8	4-4	2-2	0 1 1	3 1	16	4	3	1	0 1	18
12 Darius Miles	04:39	2-3	1-2	2-2	1 3 4	3 1	7	0	2	0	0 0	6
22 Keon Ambrose-Hylton	03:20	0-0	0-0	1 1	1 2	0 0	0	0	0	0	1 0	10
15 Tyler Barnes	01:33	0-0	0-0	1-2	0 2 2	1 1	1	0	0	0	0 0	4
21 Britton Johnson	01:33	0-0	0-0	0-0	1 1 0	0 0	0	0	0	0	0 0	4
30 Kendall Wall	01:33	0-0	0-0	0-0	0 0 0	0 0	0	0	0	0	0 0	4
Team					1 2 3		0	0	0	0	0 0	
Totals		36-56	18-30	25-30	5 31 36	25 25	115	19	18	5	4 3	33

Technical Fouls: Rojas 2<sup>nd</sup> 5:42

	UGA	Bama
Biggest lead	3 (1 <sup>st</sup> 18:46)	33 (2 <sup>nd</sup> 0:06)
Best Scoring Run	7 (2 <sup>nd</sup> 17:26)	7 (2 <sup>nd</sup> 12:48)
Lead Changes	3	6
Times Tied	3	16
Time with Lead	01:29	35:35

Points from Turnovers	UGA	Bama
Paint	21	22
Second Chance	6	6
Fast Breaks	16	12
Bench	40	37

Period by Period Scoring	1st	2nd	TOT
UGA	38	44	82
Bama	51	64	115

## GAME 23



Official Basketball Box Score - Final  
Vanderbilt at Alabama  
02/20/21 Coleman Coliseum, Tuscaloosa  
2020-21 Men's Basketball

Game Time: 12:00 PM  
Game Duration: 2:07  
Attendance: 2,055

Officials: Pat Adams, Byron Jarrett, Rob Rorker

Vanderbilt - 78

Record: 5-12 (2-10)

NO. Name	Min	FG	3P	FT	Rebounds	Fouls	TP	AS	TO	ST	Blocks	+/-
		M-A	M-A		OR DR TOT	PF FD					BS BA	
1 Dylan Oslu	F 33:14	5-13	1-2	6-8	4 11 15	3 7	17	1	2	0	1 2	3
2 Scotty Pippen Jr.	G 31:42	5-13	2-7	12-14	0 3 3	3 8	24	4	3	2	0 1	6
3 Maxwell Evans	G 28:26	7-9	4-5	0-1	1 1 2	2 1	18	0	1	0	0 0	-8
4 Jordan Wright	G 25:04	3-6	0-0	0-0	1 2 3	3 1	6	5	5	1	0 0	4
11 Braelee Albert	G 27:21	1-3	1-3	0-0	1 5 6	4 0	3	0	1	1	0 1	5
5 D.J. Harvey	14:59	0-2	0-2	0-0	0 0 0	2 1	0	0	1	0	0 0	-16
12 Trey Thomas	10:50	1-3	0-0	0-0	0 0 0	1 0	2	1	0	0	0 1	-2
13 Issac McBride	18:46	2-6	2-4	0-0	0 2 2	3 0	6	0	1	0	0 0	-1
50 Ejike Obinna	03:12	0-0	0-0	0-0	0 0 0	0 0	0	0	0	0	0 0	-5
10 Myles Stute	06:26	1-2	0-0	0-1	1 1 2	1 1	2	0	0	0	0 0	-6
Team					1 2 3		0	0	0	0	0 0	
Totals		25-57	10-23	18-24	9 27 36	23 19	78	11	15	5	1 5	-4

Technical Fouls: Bench 2<sup>nd</sup> 12:46

Alabama - 82

Record: 18-5 (13-1)

NO. Name	Min	FG	3P	FT	Rebounds	Fouls	TP	AS	TO	ST	Blocks	+/-
		M-A	M-A		OR DR TOT	PF FD					BS BA	
2 Jordan Bruner	F 18:56	0-2	0-2	1-2	1 5 6	3 1	1	1	2	1	1 1	-9
3 Alex Reese	F 16:48	4-7	2-5	0-0	3 0 3	0 0	10	2	0	1	1 0	23
15 Tyler Barnes	F 02:53	0-1	0-1	0-0	0 1 1	0 0	0	0	0	0	0 0	0
1 Herbert Jones	G 18:50	3-6	1-2	1-1	1 2 3	5 3	8	4	0	3	0 0	9
23 John Petty Jr.	G 28:43	2-8	1-7	1-2	1 4 5	1 2	6	0	3	1	1 0	-8
5 Jaden Shackelford	35:29	10-21	1-9	6-9	0 4 4	0 6	27	2	0	1	1 0	4
11 Joshua Primo	18:57	1-5	1-5	2-2	0 2 2	0 1	5	0	0	0	0 0	-14
13 Jahvon Quinerly	30:30	3-6	3-6	6-8	0 1 1	4 7	15	3	2	0	0 0	12
14 Keon Ellis	22:31	2-3	1-1	3-4	4 5 9	4 2	8	3	2	1	0 0	12
33 James Rojas	06:47	1-2	0-1	0-0	0 0 0	2 0	2	0	0	0	0 0	-9
21 Britton Johnson	00:03	0-0	0-0	0-0	0 0 0	0 0	0	0	0	0	0 0	0
30 Kendall Wall	00:03	0-0	0-0	0-0	0 0 0	0 0	0	0	0	0	0 0	0
Team					0 3 3		0	0	0	0	0 0	
Totals		26-61	10-39	20-28	10 27 37	20 22	82	15	9	8	5 1	4

Technical Fouls: Coach 2<sup>nd</sup> 8:31



## 2020-21 BOX SCORES

## GAME 25



Official Basketball Box Score - Final  
Alabama at Mississippi State  
02/27/21 Humphrey Coliseum, Starkville, Miss.  
2020-21 Men's Basketball

Game Time: 5:01 PM  
Game Duration: 2:02  
Attendance: 1,000

Officials: Mike Nance, Chuck Jones, Robert Felder

Alabama - 64

Record: 19-6 (14-2)

NO. Name	Min	FG	3P	FT	Rebounds	Fouls	TP	AS	TO	ST	Blocks	+/-
		M-A	M-A	M-A	OR DR TOT	PF	FD				BS BA	
2 Jordan Bruner	F 16:34	0-3	0-2	0-0	2 0 2	1 0 0	2	0	2	0	1 1	-4
1 Herbert Jones	G 33:34	1-9	0-3	0-0	6 8 14	3 4 2	2	2	2	0	2	-1
5 Jaden Shackelford	G 31:28	5-14	1-5	4-5	0 6 6	1 2 15	0	0	0	0	0 0	3
14 Keon Ellis	G 20:40	0-3	0-2	2-2	2 2 4	0 3 2	1	2	0	0	0 0	-1
23 John Petty Jr.	G 32:52	2-9	1-6	4-4	1 4 5	2 3 9	2	2	2	1	1 1	0
3 Alex Reese	08:58	1-5	1-2	0-0	1 3 4	2 0 3	0	0	1	0	0 0	0
11 Joshua Primo	08:16	1-1	0-0	0-0	1 1 2	2 1 2	0	1	0	0	0 0	1
13 Jahvon Quinerly	26:45	8-16	3-6	0-0	0 1 1	2 1 19	2	3	2	0	0 3	12
4 Juwan Gary	06:26	1-1	0-0	1-2	0 0 0	2 1 3	0	3	0	2	0 0	6
33 James Rojas	14:27	2-4	1-2	4-4	3 3 6	2 2 9	0	0	1	1	1 0	9
Team					1 0 1			0	0			
Totals		21-65	7-28	15-17	17 28 45	17 17	64	9	14	11	3 7	5

Shooting By Period	1st FG%	2nd FG%	3rd FG%	GM FG%
1st FG%	12-30 40.0%	5-12 41.7%	9-35 25.7%	21-65 32.3%
3PT%	5-6 83.3%	2-16 12.5%	10-11 90.9%	7-28 25.0%
FT%	15-17 88.2%			15-17 88.2%

Dead Ball Rebounds: 0, 0

Technical Fouls: NONE

Mississippi State - 59

Record: 13-12 (7-9)

HCSU (13-15)												
No. Name	Min	FG	3P	FT	Rebounds	Fouls	TP	AS	TO	ST	Blocks	+/-
		M-A	M-A	M-A	OR DR TOT	PF	FD				BS BA	
24 Abdul Ado	F 29:26	4-6	0-0	1-2	2 7 9	0 3 9	1	1	1	4	1 3	3
35 Toli Smith	F 35:09	6-9	0-0	0-2	5 8 13	3 3 12	0	4	1	0	1 0	-2
0 Jalen Johnson	G 19:39	3-7	1-4	0-0	1 2 3	1 1 7	0	1	0	0	0 0	2
1 Iverson Molinar	G 34:37	5-15	0-1	1-2	1 5 6	4 2 11	0	4	0	1	0 0	0
3 D.J. Stewart Jr.	G 34:23	4-12	0-3	7-9	0 1 1	1 6 15	4	4	1	1	0 -3	
5 Deivon Smith	19:51	1-6	0-1	0-0	0 3 3	2 1 2	4	0	2	0	1 -12	
20 Derek Fountain	18:36	1-3	0-2	1-2	1 1 2	2 1 3	1	1	0	0	0 -3	
32 Quinten Post	05:33	0-1	0-1	0-0	0 1 1	2 0 0	0	0	0	0	1 -6	
2 Javian Davis	02:37	0-0	0-0	0-0	0 0 0	1 0 0	0	0	0	0	0 -5	
4 Cameron Matthews	00:09	0-0	0-0	0-0	0 0 0	1 0 0	0	0	0	0	0 -1	
Team					1 1 2			0	1			
Totals		24-59	1-12	10-17	11 29 40	17 17	59	10	16	5	7 3	-5

Shooting By Period	1st FG%	2nd FG%	3rd FG%	GM FG%
1st FG%	9-31 29.0%	1-6 16.7%	2-6 33.3%	12-43 27.9%
3PT%	1-4 25.0%	15-28 53.6%	0-6 0.0%	16-38 42.1%
FT%	8-11 72.7%	24-59 40.7%	1-2 8.3%	29-70 41.4%
FT%	10-17 58.8%			10-17 58.8%

Dead Ball Rebounds: 3, 0

Technical Fouls: NONE

Biggest lead	UA	MSU	Points from Turnovers	UA	MSU	Period by Period Scoring
13 (1st 0:33)	3 (1st 12:44)	12	11	1st	2nd	TOT
Best Scoring Run	13 (1st 7:11)	6 (1st 12:44)	26	34	30	64
Lead Changes	3	10	Second Chance	10	17	
Times Tied	1	19	Fast Breaks	19	6	
Time with Lead	33:17	04:43	Bench	36	5	

## GAME 26



Official Basketball Box Score - Final  
Auburn at Alabama  
03/02/21 Coleman Coliseum, Tuscaloosa  
2020-21 Men's Basketball

Game Time: 6:00 PM  
Game Duration: 2:02  
Attendance: 2,055

Officials: Doug Shows, K.B. Burdett, Will Howard

Auburn - 58

Record: 12-14 (6-11)

No.	Name	Min	FG M-A	3P M-A	FT M-A	Rebounds OR DR TOT	Fouls PF FLD	TP	AS	TO	ST	Blocks BS BA	+/-
10	JT Thor	F 25:27	3-10	0-3	1-3	2 5 7	3 2 7	0	1	1	0	0	-18
23	Jaylin Williams	F 30:24	5-6	0-1	3-4	1 2 3	3 2 13	1	2	0	1	0	-7
1	Jamal Johnson	G 35:58	4-13	2-7	0-0	1 3 4	3 2 10	7	5	2	0	2	-14
22	Allen Flanigan	G 33:41	2-8	0-4	3-4	1 8 9	1 5 7	1	4	0	0	0	-13
33	Devan Cambridge	G 35:50	4-9	3-6	0-0	0 6 6	3 0 11	1	3	1	0	0	-15
44	Dylan Cardwell	12:53	2-3	0-0	2-2	2 2 4	1 1 6	0	3	0	1	0	-3
5	Chris Moore	08:57	0-0	0-0	0-2	1 2 3	1 1 0	0	0	1	0	0	1
13	Babatundé Akingbola	07:03	0-1	0-0	0-0	2 2 4	0 0 0	0	1	0	0	0	-1
12	Lior Berman	04:02	1-1	1-1	1-1	0 0 0	1 1 4	0	0	0	0	0	1
4	Javon Franklin	04:13	0-1	0-1	0-0	0 0 0	0 1 0	0	0	0	0	0	5
14	Preston Cook	01:32	0-1	0-1	0-0	0 0 0	0 0 0	0	0	0	0	0	4
Team						4 2 6			0	3			
Totals			21-53	6-24	10-16	14 32 46	16 15 58	10	23	4	3	2	-12

Shooting By Period	1st FG%	2nd FG%	3rd FG%	GM FG%
1st FG%	10-25 40.0%	3-10 30.0%	4-4 100%	17-39 43.6%
3PT%	3-10 30.0%	11-28 39.3%	3-14 21.4%	17-52 32.7%
FT%	1-3 33.3%	6-12 50%	21-53 39.6%	28-66 42.4%
FT%	6-24 25.0%	10-16 62.5%		16-40 40.0%

Dead Ball Rebounds: 2, 0

Technical Fouls: NONE

Alabama - 70

Record: 20-6 (15-2)

NO. Name	Min	FG	3P	FT	Rebounds	Fouls	TP	AS	TO	ST	Blocks	+/-
		M-A	M-A	M-A	OR DR TOT	PF	FD				BS BA	
2 Jordan Bruner	F 16:58	1-4	1-4	0-0	1 0 1	0 3 0	0	0	2	1	0 0	8
1 Herbert Jones	G 33:04	5-11	0-3	0-1	2 7 9	1 5 10	6	4	3	0	0 6	
5 Jaden Shackelford	G 30:54	8-16	5-9	2-2	0 3 3	2 2 23	0	2	2	0	1 13	
11 Joshua Primo	G 13:56	0-5	0-3	2-2	2 1 3	1 1 2	0	0	0	0	0 -2	
23 John Petty Jr.	G 31:03	4-10	3-8	0-0	0 6 6	2 2 11	2	0	2	1	0 13	
3 Alex Reese	06:54	0-1	0-1	0-0	0 1 1	2 0 0	0	0	0	0	0 0	
13 Jahvon Quinerly	29:18	5-13	1-5	0-0	0 1 1	2 1 11	3	0	1	0	2 14	
14 Keon Ellis	14:58	2-3	0-1	1-4	0 2 2	1 4 5	2	1	2	0	0 9	
4 Juwan Gary	12:00	2-3	0-0	0-0	4 0 4	1 0 4	0	0	1	0	0 12	
33 James Rojas	06:51	0-1	0-0	0-0	0 0 0	2 0 0	0	0	0	0	0 0	
15 Tyler Barnes	00:59	0-0	0-0	0-0	0 0 0	0 0 0	0	0	0	0	0 -3	
21 Britton Johnson	00:59	0-0	0-0	0-0	0 0 0	1 0 0	0	0	0	0	0 -3	
12 Darius Miles	00:42	0-1	0-1	0-0	0 0 0	0 0 0	0	0	0	0	0 -3	
22 Keon Ambrose-Hylton	00:42	0-0	0-0	1-2	0 0 0	0 1 1	0	0	0	0	0 -3	
30 Kendall Wall	00:42	0-0	0-0	0-1	1 0 1	0 0 0	0	0	0	0	0 -3	
Team					2 1 3			0	0			
Totals		27-68	10-35	6-11	12 22 34	15 16	70	13	7	13	2 3	12

Shooting By Period	1st FG%	2nd FG%	3rd FG%	GM FG%
1st FG%	15-35 42.9%	5-16 31.3%	2-2 100%	22-53 41.5%
3PT%	1-3 33.3%	12-33 36.4%	5-19 26.3%	18-52 34.6%
FT%	4-9 44.4%	27-68 39.7%	10-35 28.6%	41-102 40.2%
FT%	6-11 54.5%			16-41 39.0%

Dead Ball Rebounds: 2, 0

Technical Fouls: NONE

Biggest lead	Auburn	Bama	Points from Turnovers	Auburn	Bama	Period by Period Scoring
0 (1st 20:00)	17 (2nd 1:38)	6	24	1st	2nd	TOT
Best Scoring Run	7 (2nd 8:05)	10 (1st 9:13)	26	32	31	58
Lead Changes	0	4	Second Chance	4	12	
Times Tied	0	2	Fast Breaks	2	12	
Time with Lead	00:00	39:44	Bench	10	21	

## GAME 27



Official Basketball Box Score - Final  
Alabama at Georgia  
03/06/21 Stegeman Coliseum, Athens  
2020-21 Men's Basketball

Game Time: 2:07 PM  
Game Duration: 1:58  
Attendance: 1,638

Officials: Pat Adams, Terry Oglesby, Patrick Evans

Alabama - 89

Record: 21-6 (16-2)

NO. Name	Min	FG	3P	FT	Rebounds	Fouls	TP	AS	TO	ST	Blocks	+/-
		M-A	M-A	M-A	OR DR TOT	PF	FD				BS BA	
2 Jordan Bruner	F 14:49	2-3	2-3	0-0	0 0 0	2 0 6	0	0	0	1	1 0	18
1 Herbert Jones	G 30:19	4-8	0-0	2-5	3 3 6	2 3 10	4	6	1	1	0 8	
5 Jaden Shackelford	G 32:14	5-14	2-6	0-2	1 5 6	3 3 14	2	3	2	0	0 15	
11 Joshua Primo	G 23:07	5-14	1-5	0-0	2 3 5	1 0 11	2	1	0	1	0 7	
23 John Petty Jr.	G 29:16	5-8	2-3	3-4	2 5 7	4 4 15	1	3	1	0	0 6	
13 Jahvon Quinerly	23:44	5-8	2-4	6-6	1 3 4	0 5 18	4	5	1	0	1 9	
4 Juwan Gary	08:04	0-4	0-0	0-0	3 2 5	0 1 9	0	0	0	1	0 -14	
14 Keon Ellis	20:14	3-5	1-1	2-3	0 5 5	3 1 9	1	2	0	0	1 -3	
33 James Rojas	09:58	2-3	0-0	0-0	1 3 4	1 0 4	0	1	2	0	0 -8	
3 Alex Reese	04:08	1-1	0-0	0-0	0 0 0	0 0 2	0	0	1	1	0 -2	
12 Darius Miles	04:07	0-0	0-0	0-0	0 1 1	1 0 0	0	0	1	1	0 8	
Team					1 1 2			0	1			
Totals		33-68	10-22	13-20	14 31 45	17 17	89	14	22	10	7 1	10

Shooting By Period	1st FG%	2nd FG%	3rd FG%	GM FG%
1st FG%	15-29 51.7%	2-12 16.7%	0-2 0%	17-43 39.5%
3PT%	2-6 33.3%	19-30 63.3%	8-10 80.0%	29-46 63.0%
FT%	13-18 72.2%	33-68 48.5%	10-22 45.5%	56-108 51.8%
FT%	13-20 65.0%			26-52 50.0%

Dead Ball Rebounds: 3, 0

Technical Fouls: NONE

Georgia - 79

Record: 14-11 (7-11)

NO. Name	Min	FG	3P	FT
----------	-----	----	----	----

## 2020-21 BOX SCORES

## GAME 29



Official Basketball Box Score - Final  
Tennessee at Alabama  
03/13/21 Bridgestone Arena, Nashville, Tenn.  
2020-21 Men's Basketball Tournament

Game Time: 12:05 PM  
Game Duration: 2:13

Officials: Don Daly, Tony Greene, Chuck Jones

Tennessee - 68												
Record: 18-9												
NO. Name	Min	FG M-A	3P M-A	FT M-A	Rebounds OR DR TOT	Fouls PF FD	TP	AS	TO	ST	Blocks BS BA	+/-
35 Yves Pons	F 38:37	2-6	1-4	2-2	2 3 5	2 5	7	1	1	1	2 0	-2
5 Josiah-Jordan James	G 17:03	2-4	0-2	0-0	0 6 6	5 1	4	1	2	1	1 0	9
11 Jaden Springer	G 36:17	7-17	2-3	2-2	1 3 4	2 2	18	3	5	2	1 3	-7
25 Santiago Vescovi	G 28:42	3-7	3-6	2-2	0 5 5	3 1	11	4	2	3	0 0	-3
45 Keon Johnson	G 36:01	8-16	1-3	3-4	4 5 9	3 3	20	1	5	2	1 0	-3
12 Victor Bailey Jr.	22:10	1-5	0-3	2-2	0 2 2	1 1	4	1	2	1	0 0	-22
33 Uros Plavsic	16:52	2-4	0-0	0-0	2 1 3	2 2	4	2	1	1	0 1	1
13 Olivier Nkamhoua	02:44	0-1	0-0	0-0	0 0 0	0 1	0	0	1	0	1 0	-2
0 Davonte Gaines	01:34	0-0	0-0	0-2	0 1 1	0 1	0	0	0	0	2 0	4
Team					1 1 2		0					
Totals		25-60	7-21	11-14	10 27 37	18 17	68	13	19	11	8 4	-5

Technical Fouls: NONE

Alabama - 73												
Record: 23-6												
NO. Name	Min	FG M-A	3P M-A	FT M-A	Rebounds OR DR TOT	Fouls PF FD	TP	AS	TO	ST	Blocks BS BA	+/-
2 Jordan Bruner	F 09:51	1-3	1-3	0-0	0 1 1	3 1	3	0	3	1	0 0	-13
1 Herbert Jones	G 35:07	6-18	0-3	9-12	6 7 13	3 9	21	4	4	3	1 4	12
5 Jaden Shackelford	G 25:09	1-4	0-2	0-0	0 0 0	2 3	2	1	1	0	0 0	-9
14 Keon Ellis	G 27:08	1-3	1-2	4-4	3 5 8	2 2	7	0	0	1	1 1	1
23 John Petty Jr.	G 35:23	3-13	3-11	0-0	1 3 4	3 1	9	2	3	3	0 0	12
3 Alex Reese	16:13	4-11	1-5	0-0	2 3 5	2 0	9	0	2	1	2 0	7
13 Jahvon Quinerly	30:48	8-13	1-2	2-2	0 3 3	1 1	19	2	1	0	0 3	17
4 Juwan Gary	10:50	1-2	0-0	1-1	1 2 3	0 1	3	0	0	0	0 0	0
33 James Rojas	09:31	0-0	0-0	0-0	0 0 0	1 0	0	0	3	1	0 0	-2
Team					3 2 5		0					
Totals		25-67	7-28	16-19	16 26 42	17 18	73	9	17	10	4 8	5

Technical Fouls: NONE

		TENN	ALA
Biggest lead	15 (2 <sup>nd</sup> 16:56)	5 (2 <sup>nd</sup> 0:03)	
Best Scoring Run	9 (1 <sup>st</sup> 17:14)	14 (2 <sup>nd</sup> 12:05)	
Lead Changes	4		
Times Tied	2		
Time with Lead	33:31	05:40	

		TENN	ALA
Points from Turnovers	21	14	
Paint	32	36	
Second Chance	11	14	
Fast Breaks	10	6	
Bench	8	31	

Period by Period Scoring		
	1st	2nd
TENN	40	28
ALA	31	42

## GAME 30



Official Basketball Box Score - Final  
LSU at Alabama  
03/14/21 Bridgestone Arena, Nashville  
2020-21 SEC Men's Basketball Championship

Game Time: 1:00 PM  
Game Duration: 2:00  
Attendance: 2,598

Officials: Doug Shows, Pat Adams, Joe Lindsey

LSU - 79												
Record: 18-9												
NO. Name	Min	FG M-A	3P M-A	FT M-A	Rebounds OR DR TOT	Fouls PF FD	TP	AS	TO	ST	Blocks BS BA	+/-
2 Trendon Watford	F 39:33	13-23	1-3	3-7	5 3 8	4 9	30	2	1	2	0 3	-3
4 Darius Days	F 31:44	1-6	0-3	0-0	4 8 12	3 1	2	1	2	1	0 0	7
15 Aundre Hyatt	F 33:01	3-7	0-0	2-2	4 4 8	1 1	8	0	0	0	1 2	8
1 Javonte Smart	G 38:23	7-17	5-11	2-2	0 7 7	1 1	21	5	2	0	1 1	-4
24 Cameron Thomas	G 40:00	6-18	4-10	2-2	1 2 3	1 3	18	2	0	3	1 2	-1
25 Eric Gaines	08:36	0-1	0-0	0-0	0 1 1	1 0	0	0	0	0	1 0	-6
11 Josh LeBlanc	08:43	0-2	0-0	0-0	1 1 2	2 0	0	0	0	0	1 0	-6
Team					1 1 2		0					
Totals		30-74	10-27	9-13	16 27 43	13 15	79	10	5	6	5 8	-1

Technical Fouls: NONE

Alabama - 80												
Record: 24-6												
NO. Name	Min	FG M-A	3P M-A	FT M-A	Rebounds OR DR TOT	Fouls PF FD	TP	AS	TO	ST	Blocks BS BA	+/-
2 Jordan Bruner	F 12:38	0-2	0-1	0-0	1 3 4	1 0	0	0	0	0	0 0	1
1 Herbert Jones	G 33:48	6-16	0-3	1-2	5 6 11	3 2	13	6	2	1	4 2	-2
5 Jaden Shackelford	G 36:43	8-19	5-13	0-0	1 4 5	0 2	21	4	1	1	0 1	-2
14 Keon Ellis	G 25:34	6-8	2-4	0-0	1 4 5	4 0	14	1	1	1	0 5	
23 John Petty Jr.	G 30:41	2-8	0-3	0-0	0 6 6	2 2	4	0	3	0	2 0	-12
3 Alex Reese	13:05	2-5	2-5	0-0	0 3 3	3 0	6	0	1	0	0 0	6
4 Juwan Gary	16:51	4-6	0-0	0-1	7 1 8	2 3	8	1	0	1	1 0	8
13 Jahvon Quinerly	28:11	5-11	3-7	1-2	1 4 5	0 4	14	4	1	0	0 1	5
33 James Rojas	02:29	0-1	0-0	0-0	0 0 0	0 0	0	0	0	0	0 1	-4
Team					3 0 3		0					
Totals		33-76	12-36	2-5	19 31 50	15 13	80	16	9	4	8 5	1

Technical Fouls: NONE

		LSU	UA
Biggest lead	4 (1 <sup>st</sup> 3:35)	8 (1 <sup>st</sup> 18:19)	
Best Scoring Run	8 (1 <sup>st</sup> 13:40)	8 (1 <sup>st</sup> 18:19)	
Lead Changes	16		
Times Tied	5		
Time with Lead	09:07	27:33	

		LSU	UA
Points from Turnovers	7	6	
Paint	38	42	
Second Chance	10	16	
Fast Breaks	10	16	
Bench	0	28	

Period by Period Scoring			
	1st	2nd	TOT
LSU	37	42	79
UA	40	40	80

## GAME 31

## GAME 32



# 1 Herbert Jones

SENIOR

Guard • 6-8 • 210 • Greensboro, Ala.  
Hale County HS

## CAREER HIGHS

Points	21	2x, last vs. Tennessee (3/13/21)
Rebounds	17	vs. LSU (2/15/20)
Assists	8	Kentucky (1/27/21)
Steals	5	UCF (12/3/17)
Blocks	4	vs. LSU (3/14/21)
Minutes	45	vs. Florida (1/4/20)
Field Goals	8	vs. Kentucky (1/13/20)
FG Att.	20	vs. Kentucky (1/11/20)
3-Point FG	3	Georgia (2/13/21)
3-Point Att.	4	2x, last vs. Georgia (2/13/21)
Free Throws	11	vs. Clemson (12/12/20)
FT Att.	16	vs. Appalachian State (11/11/18)

## 2020-21 SEASON HIGHS

Points	21	2x, last vs. Tennessee (3/13/21)
Rebounds	14	at Mississippi State (2/27/21)
Assists	8	Kentucky (1/27/21)
Steals	5	at Auburn (1/9/21)
Blocks	4	vs. LSU (3/14/21)
Minutes	37	Mississippi State (1/23/21)
Field Goals	7	4x, last vs. Georgia (2/13/21)
FG Att.	18	vs. Tennessee (3/13/21)
3-Point FG	3	Georgia (2/13/21)
3-Point Att.	4	2x, last vs. Georgia (2/13/21)
Free Throws	11	vs. Clemson (12/12/20)
FT Att.	12	2x, last vs. Tennessee (3/13/21)

## MISCELLANEOUS STATS

CATEGORY	2020-21	CAREER
Double-digit scoring	18	37
20+ point games	2	2
Double-digit rebounding	5	9
Double-doubles	4	7
Led UA in scoring	7	9
Led UA in rebounding	16	31
Led UA in three-pointers	1	1
Led UA in assists	13	34
Led UA in steals	13	41
Led UA in blocks	12	29
5+ assist games	9	11
3+ three-pointers	1	1
3+ steal games	7	22
3+ block games	3	6

## 2020-21 SEASON HIGHLIGHTS

- Sporting News All-American (Third Team)
- Consensus SEC Player of the Year and SEC Defensive Player of the Year by the SEC Coaches, AP and USA Today
- Subsequently named to the All-SEC First Team (Coaches, AP and USA Today) and All-SEC All-Defensive Team
- Named as a semifinalist for the Naismith Award Men's Defensive Player of the Year as well as the Naismith Men's Player of the Year
- One of only two players across the nation selected to both the Naismith Player of the Year and Defensive Player of the Year semifinal lists
- One of just four players across the nation selected to both the Naismith Offensive and Defensive Player of the Year lists
- Averaging 1.8 steals, 1.1 blocks and 4.2 defensive rebounds per game while playing on the nation's No. 2 rated defense (as of 3/16 per KenPom)
- No player in all of college basketball in the last 10 years has averaged numbers that high across those three key defensive stats while playing for a top-5 rated defense
- Additionally, there has not been a National Defensive Player of the Year winner in the last 10 years has averaged numbers that high across those three key defensive stats, regardless of how strong their team's defense was
- Leads UA with nine games of five or more assists this season, while leading the team in rebounding 16 times, assists 13 games, steals 13 times and blocks on 12 occasions which are all team-best number
- Has reached double figures in 18 of 30 games this season
- Had a career night vs. Georgia, accounting for a career-best 21 points to go along with five rebounds, four assists and three blocks (2/13)
- Recorded a career-high 4 blocks along with 13 points, 11 rebounds, six assists and the game-winning layup in the SEC Championship win over LSU (3/14)
- Went for 21 points, 13 rebounds, four assists and three steals in the SEC semifinal win over Tennessee (3/13)
- Collected first double-double of the year and fourth of his career with 12 pts and 12 rebs in season opening win vs. Jacksonville State (11/25)
- Second double-double came against Furman (12/15) when he tied his career high of 18 points to go along with 12 boards
- Had a career-best 19 points and tied career high with five steals to go along with eight boards in the win at Auburn (1/9)
- Had a near triple-double vs. Kentucky (1/27) finishing with 13 points, nine rebounds and eight assists in season series sweep of the Wildcats
- Had 17 points and season highs of seven assists, four steals and three blocks in the win over Mississippi State (1/23)
- Scored 17 points including a career-best 11 free throws, going 11-of-12 from the charity stripe, vs. Clemson (12/12)
- Team's top defensive player who last season led UA with 593 Blue Collar Points, 16 Hard Hat Awards, 22 charges taken, 84 deflections and 31 floor dives despite missing what was essentially five games (played just 9 mins in season-opener vs. Penn before exiting with an elbow injury)
- Named to 2020 SEC All-Defensive Team



## JONES' 2020-21 GAME-BY-GAME STATS

Opponent	Date	Min	FG-FGA	3FG-FGA	FT-FTA	Off-Def-Tot	PF	A	TO	Stl	Blk	Pts
Jacksonville State	11/25	25	3-11	1-2	5-6	5-7-12	3	0	1	2	12	
vs. Stanford	11/30	22	4-8	0-0	0-0	1-3-4	4	2	5	1	1	8
vs. UNLV	12/1	34	7-9	1-3	1-3	1-3-4	3	2	2	1	0	16
vs. Providence	12/2	33	4-8	1-1	2-2	3-5-8	3	5	5	2	0	11
vs. Clemson	12/12	30	3-9	0-2	11-12	0-4-4	3	2	2	3	0	17
Furman	12/15	32	7-16	2-2	2-4	7-5-12	1	4	2	0	2	18
Western Kentucky	12/19	33	6-10	1-1	3-4	1-3-4	3	0	3	1	0	16
ETSU	12/22	25	2-7	0-2	4-5	3-3-6	4	2	3	2	2	8
Ole Miss*	12/29	9	1-1	0-0	1-2	1-2-3	5	2	3	1	1	3
at Tennessee*	1/2	33	4-13	1-1	2-4	3-5-8	3	1	3	1	2	11
Florida*	1/5	22	6-16	1-2	3-4	3-2-5	3	1	2	2	1	16
at Auburn*	1/9	34	7-9	0-0	5-5	2-6-8	4	2	4	5	2	19
at Kentucky*	1/12	8	3-6	2-3	0-0	0-1-1	1	2	0	0	0	8
Arkansas*	1/16	22	3-4	0-1	7-8	1-3-4	1	2	3	2	1	13
at LSU*	1/19	24	4-6	1-3	4-4	1-2-3	2	5	2	1	0	13
Mississippi State*	1/23	37	5-8	2-4	5-7	1-4-5	1	7	3	4	3	17
Kentucky*	1/26	33	2-8	0-0	9-10	2-7-9	2	8	4	2	2	13
at Oklahoma	1/30	37	2-4	1-1	2-4	3-3-6	3	5	5	3	0	7
LSU*	2/3	16	1-8	0-2	0-0	3-5-8	4	1	1	2	1	4
at Missouri*	2/6	22	3-7	1-1	0-2	1-4-5	4	1	2	1	0	7
at South Carolina*	2/9	29	1-7	1-1	0-0	1-4-5	5	7	4	1	2	3
Georgia*	2/13	29	7-9	3-4	4-7	0-5-5	1	4	0	0	3	21
Vanderbilt*	2/20	19	3-6	1-2	1-1	1-2-3	5	4	0	3	0	8
at Arkansas*	2/24	24	2-6	0-0	0-1	0-4-4	5	4	5	1	1	4
at Mississippi State*	2/27	34	1-9	0-3	0-0	6-8-14	3	2	2	2	0	2
Auburn*	3/2	33	5-11	0-3	0-1	2-7-9	1	6	4	3	0	10
at Georgia*	3/6	31	4-8	0-0	2-5	3-3-6	2	4	6	1	1	10
vs. Mississippi State	3/17	17	3-6	0-1	2-2	5-7-7	1	7	0	3	2	8
vs. Tennessee	3/13	35	6-18	0-3	9-12	6-7-13	3	4	4	3	1	21
vs. LSU	3/14	34	6-16	0-3	1-2	5-6-11	3	6	2	1	4	13

\* indicates Southeastern Conference opponent

				Field Goals		3-Point		F-Throws		Rebounds				Scoring						
SEASON	TEAM	GP-GS	MIN/AVG	FG-FGA	FG%	3FG-FGA	3FG%	FT-FTA	FT%	OFF	DEF	TOT	AVG	PF-FO	AST	TO	BLK	STL	PTS	AVG
2017-18	Bama	35-13	741/21.2	58-142	.408	7-26	.269	24-48	.500	29	92	121	3.5	94-4	48	56	22	44	147	4.2
2018-19	Bama	34-29	719/21.1	79-187	.422	6-21	.286	52-105	.495	38	81	119	3.5	94-4	67	67	20	32	216	6.4
2019-20	Bama	27-26	716/26.5	74-153	.484	1-14	.071	65-104	.625	55	118	173	6.4	97-8	62	50	19	34	214	7.9
2020-21	Bama	30-30	816/27.2	116-264	.439	20-51	.392	84-116	.724	71	125	196	6.5	86-4	102	81	34	53	336	11.2
TOTAL		126-98	2992/23.7	327-746	.438	34-112	.304	225-373	.603	193	416	609	4.8	371-20	279	254	95	163	913	7.2



## 2 Jordan Bruner

### GRADUATE

Forward • 6-10 • 225 • Columbia, S.C.  
Spring Valley HS/ Yale

### CAREER HIGHS

Points	25	Hartford (1/2/17)
Rebounds	15	3x, last at UNC (12/30/19)
Assists	10	at Cornell (2/21/20)
Steals	5	vs. Clemson (12/12/20)
Blocks	7	Sienna (11/20/19)
Minutes	44	Sienna (11/20/19)
Field Goals	8	2x, last at UMass (12/11/19)
FG Att.	15	vs. LSU (3/21/19)
3-Point FG	5	Albany (12/4/19)
3-Point Att.	9	at Arkansas (2/24/21)
Free Throws	8	Hartford (1/2/17)
FT Att.	13	Hartford (1/2/17)

### 2020-21 SEASON HIGHS

Points	20	at Auburn (1/9/21)
Rebounds	8	ETSU (12/22/20)
Assists	4	4x, last at Auburn (1/9/21)
Steals	5	vs. Clemson (12/12/20)
Blocks	3	at Tennessee (1/2/21)
Minutes	28	Western Kentucky (12/19/20)
Field Goals	5	at Arkansas (2/24/21)
FG Att.	14	at Arkansas (2/24/21)
3-Point FG	4	at Arkansas (2/24/21)
3-Point Att.	9	at Arkansas (2/24/21)
Free Throws	5	Western Kentucky (12/19/20)
FT Att.	6	Western Kentucky (12/19/20)

### MISCELLANEOUS STATS

CATEGORY	2020-21	CAREER
Double-digit scoring	3	47
20+ point games	1	4
Double-digit rebounding		18
Double-doubles		12
Led team in scoring	1	1
Led team in rebounding	4	4
Led team in three-pointers	2	2
Led team in assists	3	3
Led team in steals	6	6
Led team in blocks	10	10
5+ assist games		13
3+ three-pointers	1	7
3+ steal games	3	8
3+ block games		14

### 2020-21 SEASON HIGHLIGHTS

- Graduate transfer from Yale
- Returned to the lineup against Vanderbilt after missing nine games with injured right meniscus
- At the time of his injury, he led the team in steals, which includes a career-best five steals vs. Clemson (12/12), along with one block
- Collected a season-high 20 points to go along with seven rebounds, four assists and three steals at Auburn (1/9)
- Collected 14 points and had season highs in field goals made (5) and attempted (14) and threes made (4) and attempted (9) at Arkansas (2/24)
- Scored 14 points to go along with six boards vs. Western Kentucky (12/19)
- Collected eight points, six rebounds and a season-best three blocks at Tennessee (1/2)
- Had nine points and six rebounds to go along with a pair of assists and blocked shots vs. Furman (12/15)
- Earned First Team All-Ivy League and Academic All-Ivy League a year ago
- Became the first Bulldog to ever post a triple double when he had 14 points, 11 rebounds and 10 assists in a victory at Cornell (week of Feb. 22, 2020), earning him Ivy League Player of the Week honors
- Named First Team All-Ivy League in 2020 after averaging 10.9 points a contest and leading the conference at 9.2 rebounds per game
- Ranked among the conference leaders with 1.7 blocks a game (3rd) and 3.8 assists per contest (4th)
- Appeared in 83 total games at Yale making 53 starts across his three seasons from 2016-17 through the 2019-20 campaign
- Missed the 2017-18 campaign due to an injury



### BRUNER'S 2020-21 GAME-BY-GAME STATS

Opponent	Date	Min	FG-FGA	3FG-FGA	FT-FTA	Off-Def-Tot	PF	A	TO	Stl	Blk	Pts
Jacksonville State	11/25	16	2-6	0-0	0-0	3-1-4	3	1	0	0	1	4
vs. Stanford	11/30	20	2-4	1-3	3-3	0-3-3	1	1	0	1	1	8
vs. UNLV	12/1	26	0-1	0-1	2-2	1-6-7	2	4	2	2	2	2
vs. Providence	12/2	21	3-5	1-2	0-0	3-4-7	2	0	0	1	0	7
vs. Clemson	12/12	24	1-4	1-3	0-0	0-2-2	1	1	0	5	1	3
Furman	12/15	18	4-6	1-2	0-0	4-2-6	1	2	0	1	2	9
Western Kentucky	12/19	28	4-8	1-4	5-6	3-3-6	2	0	2	1	1	14
ETSU	12/22	22	2-4	1-2	3-4	3-5-8	0	4	0	2	1	8
Ole Miss*	12/29	18	2-5	1-4	0-0	1-4-5	4	0	2	1	2	5
at Tennessee*	1/2	25	3-5	0-1	2-5	1-5-6	3	0	1	0	3	8
Florida*	1/5	21	3-4	0-0	0-0	5-2-7	2	4	1	3	1	6
at Auburn*	1/9	27	3-6	3-5	3-5	5-2-7	2	4	1	3	1	20
at Kentucky*	1/12	19	3-7	2-6	0-0	1-1-2	0	2	0	0	0	8
Arkansas*	1/16											
at LSU*	1/19											
Mississippi State*	1/23											
Kentucky*	1/26											
at Oklahoma	1/30											
LSU*	2/3											
at Missouri*	2/6											
at South Carolina*	2/9											
Georgia*	2/13											
Vanderbilt*	2/20	19	0-2	0-2	1-2	1-5-6	3	1	1	1	1	1
at Arkansas*	2/24	21	5-14	4-9	0-0	3-3-6	3	1	3	0	0	14
at Mississippi State*	2/27	17	0-3	0-2	0-0	2-0-2	1	2	0	2	1	0
Auburn*	3/2	17	1-4	1-4	0-0	1-0-1	0	0	0	2	1	3
at Georgia*	3/6	15	2-3	2-3	0-0	0-0-0	2	0	0	1	1	6
vs. Mississippi State	3/12	12	0-1	0-1	0-0	0-0-0	1	1	0	0	1	0
vs. Tennessee	3/13	10	1-3	1-3	0-0	0-1-1	3	0	3	1	0	3
vs. LSU	3/14	12	0-2	0-1	0-0	1-3-4	1	0	0	0	0	0

\* indicates Southeastern Conference opponent

				Field Goals		3-Point		F-Throws		Rebounds				Scoring						
SEASON	TEAM	GP-GS	MIN/AVG	FG-FGA	FG%	3FG-FGA	3FG%	FT-FTA	FT%	OFF	DEF	TOT	AVG	PF-FO	AST	TO	BLK	STL	PTS	AVG
2016-17	Yale	25-0	560/22.4	78-152	.513	12-40	.300	43-66	.652	43	97	140	5.6	48-0	31	38	55	9	211	8.4
2018-19	Yale	30-30	840/28.0	121-237	.511	22-79	.278	47-64	.734	63	187	250	8.3	56-1	89	57	46	30	311	10.4
2019-20	Yale	28-28	906/32.4	112-253	.443	32-99	.323	49-64	.766	50	207	257	9.2	49-1	106	71	48	29	305	10.9
2020-21	Bama	21-21	410/19.5	45-103	.437	20-62	.323	19-27	.704	38	51	89	4.2	37-0	28	20	21	27	129	6.1
TOTAL FOR Bama		21-21	410/19.5	45-103	.437	20-62	.323	19-27	.704	38	51	89	4.2	37-0	28	20	21	27	129	6.1
TOTAL		104-79	2716/26.1	356-745	.478	86-280	.307	158-221	.715	194	542	736	7.1	190-2	254	186	170	95	956	9.2





## 3 Alex Reese

### SENIOR

Forward • 6-9 • 230 • Pelham, Ala.  
Pelham HS

### CAREER HIGHS

Points	19	vs. Wichita State (11/18/18)
Rebounds	10	vs. South Carolina (2/29/20)
Assists	4	vs. Rhode Island (11/15/19)
Steals	4	2x, last vs. Penn (11/5/19)
Blocks	3	3x, last vs. Florida (1/5/21)
Minutes	30	2x, last vs. Auburn (2/12/20)
Field Goals	7	vs. LSU (1/29/20)
FG Att.	14	4x, last at Oklahoma (1/30/21)
3-Point FG	5	vs. Norfolk State (3/20/19)
3-Point Att.	10	3x, last at Oklahoma (1/30/21)
Free Throws	9	vs. Wichita State (11/18/18)
FT Att.	10	vs. Wichita State (11/18/18)

### 2020-21 SEASON HIGHS

Points	15	at Oklahoma (1/30/21)
Rebounds	5	5x, last vs. Georgia (2/13/21)
Assists	2	3x, last at Oklahoma (1/30/21)
Steals	3	Arkansas (1/16/21)
Blocks	3	vs. Florida (1/5/21)
Minutes	27	at Oklahoma (1/30/21)
Field Goals	6	at Oklahoma (1/30/21)
FG Att.	14	at Oklahoma (1/30/21)
3-Point FG	3	at Oklahoma (1/30/21)
3-Point Att.	10	at Oklahoma (1/30/21)
Free Throws	2	5x, last vs. Georgia (2/13/21)
FT Att.	2	7x, last vs. Georgia (2/13/21)

### MISCELLANEOUS STATS

CATEGORY	2020-21	CAREER
Double-digit scoring	5	26
20+ point games		
Double-digit rebounding		1
Double-doubles		
Led UA in scoring	1	3
Led UA in rebounding	2	9
Led UA in three-pointers	2	16
Led UA in assists		2
Led UA in steals	1	11
Led UA in blocks	5	21
5+ assist games		
3+ three-pointers	1	11
3+ steal games	1	3
3+ block games	1	4

### 2020-21 SEASON HIGHLIGHTS

- Had the best game of his season when he accounted for 15 points and five rebounds in 27 minutes of action at then-No. 24 Oklahoma (1/30), while also matching career highs in field goals attempted and three pointers attempted
- Followed that contest by collecting 13 points on 5-of-8 shooting from the floor in the win over LSU (2/3)
- Collected 11 points in the win over Mississippi State (1/23)
- Scored 10 points to go along with four rebounds and a pair of assists vs. Ole Miss (12/29)
- Had 9 points, five rebounds and two blocks in the win over Tennessee (3/13)
- Came off the bench to record nine points and four rebounds in 20 minutes of action at South Carolina (2/9)
- Collected eight rebounds, two rebounds and two blocked shots in the win at Kentucky (1/12)
- Played in 31 games and made a career-high 26 starts in 2020
- Led the team in blocked shots (30), was third in rebounding (4.8 rpg) and fourth in scoring (8.8 ppg) and three-pointers made (51)



### REESE'S 2020-21 GAME-BY-GAME STATS

Opponent	Date	Min	FG-FGA	3FG-FGA	FT-FTA	Off-Def-Tot	PF	A	TO	Stl	Blk	Pts
Jacksonville State	11/25	13	0-4	0-4	0-0	0-1-1	0	0	2	0	0	0
vs. Stanford	11/30	12	2-6	1-4	0-1	0-5-5	1	1	0	0	1	5
vs. UNLV	12/1	15	1-6	1-6	0-0	0-5-5	1	0	0	0	1	3
vs. Providence	12/2	17	2-4	2-4	0-0	0-2-2	2	0	1	1	0	6
vs. Clemson	12/12	13	2-7	0-3	1-2	0-5-5	2	0	2	1	0	5
Furman	12/15	11	2-5	2-5	0-0	0-0-0	1	1	0	0	0	6
Western Kentucky	12/19	7	0-4	0-2	0-0	0-0-0	0	0	1	0	0	0
ETSU	12/22	17	3-8	1-5	0-0	1-1-2	0	2	0	0	0	7
Ole Miss*	12/29	18	3-8	2-7	2-2	1-3-4	1	2	0	1	1	10
at Tennessee*	1/2	14	0-4	0-3	0-0	1-3-4	0	0	0	0	0	0
Florida*	1/5	14	2-4	1-2	0-0	1-2-3	3	0	0	0	3	5
at Auburn*	1/9	12	1-3	1-3	0-0	0-1-1	1	1	0	1	0	3
at Kentucky*	1/12	13	3-5	2-4	0-0	1-1-2	5	1	1	1	2	8
Arkansas*	1/16	14	1-5	1-4	0-0	0-3-3	0	1	1	3	0	3
at LSU*	1/19	16	2-3	0-1	0-0	1-3-4	2	0	0	0	0	4
Mississippi State*	1/23	28	4-8	1-5	2-2	0-4-4	2	1	3	0	0	11
Kentucky*	1/26	20	1-4	1-3	0-0	1-3-4	1	0	0	0	0	3
at Oklahoma	1/30	27	6-14	3-10	0-2	0-5-5	2	2	0	1	1	15
LSU*	2/3	26	5-8	1-3	2-2	0-4-4	2	1	0	1	2	13
at Missouri*	2/6	16	1-7	1-5	0-0	1-1-2	2	0	0	0	0	3
at South Carolina*	2/9	20	3-7	1-3	2-2	3-1-4	0	1	1	0	1	9
Georgia*	2/9	19	2-4	1-3	2-2	1-4-5	1	1	1	0	0	7
Vanderbilt*	2/20	17	4-7	2-5	0-0	3-0-3	0	2	0	1	1	10
at Arkansas*	2/24	6	0-5	0-5	0-0	1-1-2	1	0	0	0	0	0
at Mississippi State*	2/27	9	1-5	1-2	0-0	1-3-4	2	0	0	1	0	3
Auburn*	3/2	7	0-1	0-1	0-0	0-1-1	2	0	0	0	0	0
at Georgia*	3/6	4	1-1	0-0	0-0	0-0-0	0	0	0	1	1	2
vs. Mississippi State	3/12	11	0-5	0-3	0-0	2-0-2	1	2	0	0	0	0
vs. Tennessee	3/13	16	4-11	1-5	0-0	2-3-5	2	0	2	1	2	9
vs. LSU	3/14	13	2-5	2-5	0-0	0-3-3	3	0	1	0	0	6

\* indicates Southeastern Conference opponent

SEASON	TEAM	GP-GS	MIN/AVG	Field Goals	3-Point	F-Throws	Rebounds	PF	FO	AST	TO	BLK	STL	PTS	AVG
				FG-FGA	FG%	3FG-FGA	3FG%	FT-FTA	FT%						
2017-18	Bama	32-1	370/11.6	46-118	.390	24-74	.324	11-14	.786	22	67	89	2.8	33-0	4.0
2018-19	Bama	28-0	372/13.3	56-139	.403	27-72	.375	37-49	.755	25	46	71	2.5	31-0	6.3
2019-20	Bama	31-26	705/22.7	95-243	.391	51-171	.298	32-48	.667	33	117	150	4.8	55-2	8.8
2020-21	Bama	30-9	445/14.8	58-168	.345	29-115	.252	12-15	.800	21	68	89	3.0	41-1	5.2
<b>TOTAL</b>		<b>121-36</b>	<b>1892/15.6</b>	<b>255-668</b>	<b>.382</b>	<b>131-432</b>	<b>.303</b>	<b>92-126</b>	<b>.730</b>	<b>101</b>	<b>298</b>	<b>399</b>	<b>3.3</b>	<b>160-3</b>	<b>6.1</b>



## 4 Juwan Gary

### R-FRESHMAN

Forward • 6-6 • 218 • Columbia, S.C.  
Liberty Heights/West Charlotte HS

### CAREER HIGHS

Points	12	LSU (2/3/21)
Rebounds	9	at Arkansas (2/24/21)
Assists	1	4x, last vs. LSU (3/14/21)
Steals	2	2x, last at Mississippi State (2/27/21)
Blocks	3	Arkansas (1/16/21)
Minutes	17	vs. LSU (3/14/21)
Field Goals	6	LSU (2/3/21)
FG Att.	8	2x, last at Arkansas (2/24/21)
3-Point FG	1	Arkansas (1/16/21)
3-Point Att.	2	2x, last at Arkansas (2/24/21)
Free Throws	2	3x, last vs. Mississippi State (1/23/21)
FT Att.	4	Furman (12/15/20)

### 2020-21 SEASON HIGHS

Points	12	LSU (2/3/21)
Rebounds	9	at Arkansas (2/24/21)
Assists	1	4x, last vs. LSU (3/14/21)
Steals	2	2x, last at Mississippi State (2/27/21)
Blocks	3	Arkansas (1/16/21)
Minutes	17	vs. LSU (3/14/21)
Field Goals	6	LSU (2/3/21)
FG Att.	8	2x, last at Arkansas (2/24/21)
3-Point FG	1	Arkansas (1/16/21)
3-Point Att.	2	2x, last at Arkansas (2/24/21)
Free Throws	3	vs. Mississippi State (3/16/21)
FT Att.	4	Furman (12/15/20)

### MISCELLANEOUS STATS

CATEGORY	2020-21	CAREER
Double-digit scoring	3	3
20+ scoring games		
Double-digit rebounding		
Double-doubles		
Led UA in scoring		
Led UA in rebounding	1	1
Led UA in three-pointers		
Led UA in assists	1	1
Led UA in steals	4	4
Led UA in blocks	3	3
5+ assist games		
3+ three-pointer		
3+ steal games		
3+ block games	1	1

### 2020-21 SEASON HIGHLIGHTS

- Earned his first career start but played only two minutes before leaving the game with a left shoulder injury at South Carolina (2/9)
- In a career-high 17 minutes he grabbed 7 offensive rebounds along with 8 points, a steal, and a block, earning his second hard hat in the SEC Championship win over LSU (3/14)
- Finished with a season-high 12 points and seven rebounds in just 14 minutes of action vs. LSU (2/3), knocking down 6-of-8 shots from the floor
- Went for 11 points on a perfect 4-of-4 shooting from the field and 3-of-3 from the charity stripe in the SEC Tournament win over Mississippi State (3/12)
- Collected 10 points and three rebounds in just eight minutes of work vs. Furman (12/15)
- Returned to the lineup to collect nine points and a season-high nine rebounds, including four offensive rebounds, at Arkansas (2/24)
- Went for nine points, three rebounds and three blocks in just eight minutes of work vs. Arkansas (1/16)
- Finished with six points and three rebounds in 16 minutes of action vs. Kentucky (1/27)
- Collected four points and season-best five rebounds in 13 minutes of work in the win at Kentucky (1/12)
- Suffered a season-ending knee injury prior to the start of the 2019-20 campaign and reshirted



### GARY'S 2020-21 GAME-BY-GAME STATS

Opponent	Date	Min	FG-FGA	3FG-FGA	FT-FTA	Off-Def-Tot	PF	A	TO	Stl	Blk	Pts
Jacksonville State	11/25	3	0-2	0-0	0-0	0-0-0	0	0	0	0	0	0
vs. Stanford	11/30	3	0-1	0-1	1-2	0-0-0	0	0	0	0	0	1
vs. UNLV	12/1				DNP							
vs. Providence	12/2	2	0-0	0-0	0-0	0-1-1	0	0	0	0	0	0
vs. Clemson	12/12	3	0-0	0-0	0-0	0-0-0	0	0	0	0	0	0
Furman	12/15	8	4-5	0-0	2-4	1-2-3	0	0	0	0	0	10
Western Kentucky	12/19	7	1-1	0-0	0-0	0-1-1	0	0	0	0	0	2
ETSU	12/22	16	3-5	0-0	0-2	1-3-4	2	0	1	1	1	6
Ole Miss*	12/29	4	0-0	0-0	0-0	0-0-0	2	0	0	1	0	0
at Tennessee*	1/2	1	0-0	0-0	0-0	0-0-0	0	0	0	0	0	0
Florida*	1/5	4	0-2	0-0	0-0	1-1-2	0	0	0	0	0	0
at Auburn*	1/9	2	0-2	0-2	0-0	0-0-0	1	0	1	0	0	0
at Kentucky*	1/12	13	2-7	0-0	0-2	4-1-5	1	0	0	1	0	4
Arkansas*	1/16	8	4-4	1-1	0-0	0-3-3	2	0	0	1	3	9
at LSU*	1/19	8	0-0	0-0	0-0	1-2-3	2	1	3	0	0	0
Mississippi State*	1/23	6	0-2	0-0	2-2	0-0-0	1	1	0	0	0	2
Kentucky*	1/26	16	3-6	0-1	0-2	0-3-3	2	0	1	1	1	6
at Oklahoma	1/30	4	0-1	0-1	0-0	1-0-1	1	0	0	0	0	0
LSU*	2/3	14	6-8	0-1	0-0	1-6-7	3	0	1	2	1	12
at Missouri*	2/6	10	0-2	0-0	3-4	1-3-4	0	1	0	1	0	3
at South Carolina*	2/9	2	1-2	0-0	0-0	1-0-1	1	0	1	0	0	2
Georgia*	2/13				DNP							
Vanderbilt*	2/20				DNP							
at Arkansas*	2/24	16	4-8	0-2	1-2	4-5-9	4	0	0	0	2	9
at Mississippi State*	2/27	6	1-1	0-0	1-2	0-0-0	2	0	3	2	0	3
Auburn*	3/2	12	2-3	0-0	0-0	4-0-4	1	0	0	1	0	4
at Georgia*	3/6	8	0-4	0-0	0-0	3-2-5	0	0	0	1	0	0
vs. Mississippi State*	3/12	14	4-4	0-0	3-3	1-1-2	4	0	1	0	1	11
vs. Tennessee	3/13	11	1-2	0-0	1-1	1-2-3	0	0	0	0	0	3
vs. LSU	3/14	17	4-6	0-0	0-1	7-1-8	2	1	0	1	1	8

\* indicates Southeastern Conference opponent

				Field Goals		3-Point		F-Throws		Rebounds								Scoring		
SEASON	TEAM	GP-GS	MIN/AVG	FG-FGA	FG%	3FG-FGA	3FG%	FT-FTA	FT%	OFF	DEF	TOT	AVG	PF-FO	AST	TO	BLK	STL	PTS	AVG
2020-21	Bama	27-1	216/8.0	40-78	.513	1-9	.111	14-27	.519	32	37	69	2.6	32-0	4	12	11	12	95	3.5
TOTAL		27-1	216/8.0	40-78	.513	1-9	.111	14-27	.519	32	37	69	2.6	32-0	4	12	11	12	95	3.5



## 5 Jaden Shackelford

### SOPHOMORE

Guard • 6-3 • 200 • Hesperia Calif.  
Hesperia HS

### CAREER HIGHS

Points	28	3x, last vs. Auburn (2/12/20)
Rebounds	12	Jacksonville State (11/25/20)
Assists	8	at LSU (1/19/21)
Steals	3	Furman (11/19/19)
Blocks	2	vs. South Carolina (2/29/20)
Minutes	42	Auburn (2/12/20)
Field Goals	11	Arkansas (2/1/20)
FG Att.	23	Auburn (2/12/20)
3-Point FG	8	ETSU (12/22/20)
3-Point Att.	17	Auburn (2/12/20)
Free Throws	10	Stephen F. Austin (12/6/19)
FT Att.	11	Stephen F. Austin (12/6/19)

### 2020-21 SEASON HIGHS

Points	27	Vanderbilt (2/20/20)
Rebounds	12	Jacksonville State (11/25/20)
Assists	8	at LSU (1/19/21)
Steals	2	6x, last at Georgia (3/6/21)
Blocks	1	ETSU (12/22/20)
Minutes	38	at Kentucky (1/12/21)
Field Goals	8	ETSU (12/22/20)
FG Att.	21	Vanderbilt (2/20/21)
3-Point FG	8	ETSU (12/22/20)
3-Point Att.	15	ETSU (12/22/20)
Free Throws	7	Western Kentucky (12/19/20)
FT Att.	10	Western Kentucky (12/19/20)

### MISCELLANEOUS STATS

CATEGORY	2020-21	CAREER
Double-digit scoring	24	44
20+ point games	5	12
Double-digit rebounding	1	1
Double-doubles	1	1
Led UA in scoring	8	16
Led UA in rebounding	3	6
Led UA in three-pointers	6	18
Led UA in assists	5	7
Led UA in steals	3	4
Led UA in blocks	2	2
5+ assist games	2	2
3+ three-pointers	6	21
3+ steal games		1
3+ block games		

### 2020-21 SEASON HIGHLIGHTS

- All-SEC Second Team
- Named SEC Player of the Week for the week of Dec. 30 when after he scored 26 points on the strength of a career-best eight three-pointers to lead UA past ETSU, 85-69, on Dec. 22.
- Leads team in scoring average, double-figure scoring games (24), 20-point scoring games (5) and charges taken (16), ranks second in threes made and attempted
- Has hit double figures in 38 of his last 44 games played dating back to last season
- Had a season-best 27 points on 10-of-21 shooting from the floor in the win over Vanderbilt (2/20)
- Collected 26 points and a career-high eight three-pointers in the win over East Tennessee State (12/22)
- Led the team in points with 21 along with 5 rebounds and 4 assists in the SEC Championship win over LSU (3/14)
- Collected 21 points to go along with five boards while hitting all 10 of his free throws to help complete a season sweep of Kentucky (1/27)
- Recorded first career double-double with 18 points and 12 rebounds – both team highs – to lead UA past Jacksonville State (11/25)
- Finished with 19 points, three rebounds and a pair of assists in the win over LSU (2/3)
- Collected 18 points, six rebounds and a career-best six assists in the win at Kentucky (1/12)
- Had 18 points and four assists, knocking down 5-of-7 shots from the field including 2-of-3 from deep vs. Georgia (2/13)
- Finished with 16 points in the win over Florida (1/5)
- Burst onto the college basketball scene last year, earning SEC All-Freshman honors
- Finished his rookie campaign averaging 15.0 points per game, which ranked second on the team and 11th in the SEC
- Scored a total of 466 points on the year which is fourth-best by any freshman in program history, trailing only Collin Sexton, James “Hollywood” Robinson and Eddie Phillips
- Led all SEC players with 55 made three-pointers during conference play
- Named the SEC Freshman of the Week and the USBWA National Freshman of the Week for the week of Feb. 17
- His 84 made threes on the year ranks seventh-best in a single-season in the program's record books, while his 235 three-point attempts led the team and was fifth-best in UA history



### SHACKELFORD'S 2020-21 GAME-BY-GAME STATS

Opponent	Date	Min	FG-FGA	3FG-FGA	FT-FTA	Off-Def-Tot	PF	A	TO	Stl	Blk	Pts
Jacksonville State	11/25	26	6-13	1-4	5-5	3-9-12	1	2	2	2	0	18
vs. Stanford	11/30	23	3-13	2-5	2-2	1-2-3	3	0	2	0	0	10
vs. UNLV	12/1	28	4-10	3-7	2-5	0-5-5	0	4	0	1	0	13
vs. Providence	12/2	29	4-11	3-6	4-4	3-3-6	1	1	1	0	0	15
vs. Clemson	12/12	27	2-8	0-3	1-2	1-0-1	2	1	3	2	0	5
Furman	12/15	29	4-9	1-5	4-8	1-3-4	3	1	3	1	0	13
Western Kentucky	12/19	33	2-9	1-5	7-10	1-3-4	1	1	0	1	0	12
ETSU	12/22	36	8-15	8-13	2-5	1-3-4	1	2	1	0	1	26
Ole Miss*	12/29	33	3-10	1-7	2-5	2-5-7	0	4	0	0	0	9
at Tennessee*	1/2	24	3-5	1-2	2-4	0-1-1	4	2	0	2	0	9
Florida*	1/5	31	5-12	2-7	4-4	0-3-3	1	0	2	0	0	16
at Auburn*	1/9	27	4-13	1-5	2-4	1-6-7	2	1	0	1	0	11
at Kentucky*	1/12	38	6-15	2-5	4-5	1-1-2	2	6	3	0	0	18
Arkansas*	1/16	24	6-11	4-7	0-0	0-1-1	2	3	1	0	0	16
at LSU*	1/19	28	3-8	0-3	0-0	1-1-2	2	8	2	1	0	6
Mississippi State*	1/23	29	5-11	2-5	0-0	2-2-4	0	3	3	2	0	12
Kentucky*	1/26	36	5-13	1-6	10-10	1-4-5	1	1	0	1	0	21
at Oklahoma	1/30	31	5-12	2-3	2-2	0-3-3	2	2	2	2	0	14
LSU*	2/3	29	7-16	1-7	4-4	1-2-3	1	2	4	0	0	19
at Missouri*	2/6	32	4-12	1-4	6-7	3-1-3	0	1	2	1	0	15
at South Carolina*	2/9	27	3-10	0-4	4-4	1-3-4	1	1	1	1	0	10
Georgia*	2/13	28	5-7	2-3	6-7	0-3-3	3	4	2	0	0	18
Vanderbilt*	2/20	36	10-21	1-9	6-9	0-4-4	0	2	0	1	1	27
at Arkansas*	2/24	22	2-6	1-3	0-0	0-1-1	5	0	1	1	0	5
at Mississippi State*	2/27	31	5-14	1-5	4-5	0-6-6	1	0	0	0	0	15
Auburn*	3/2	31	8-16	5-9	2-2	0-3-3	2	0	2	2	0	23
at Georgia*	3/6	32	6-14	2-6	0-2	1-5-6	3	2	3	2	0	14
vs. Mississippi State*	3/12	19	5-12	3-6	0-1	0-1-1	2	1	1	1	0	13
vs. Tennessee	3/13	25	1-4	0-2	0-0	0-0-0	2	1	1	0	0	2
vs. LSU	3/14	37	8-19	5-13	0-0	1-4-5	0	4	1	1	0	21

\* indicates Southeastern Conference opponent

				Field Goals		3-Point		F-Throws		Rebounds										Scoring	
SEASON	TEAM	GP-GS	MIN/AVG	FG-FGA	FG%	3FG-FGA	3FG%	FT-FTA	FT%	OFF	DEF	TOT	AVG	PF-FO	AST	TO	BLK	STL	PTS	AVG	
2019-20	Bama	31-19	911/29.4	148-358	.413	84-235	.357	86-112	.768	39	100	139	4.5	52-0	44	46	6	17	466	15.0	
2020-21	Bama	30-29	879/29.3	142-349	.407	57-169	.337	85-113	.752	26	88	114	3.8	48-1	60	43	2	26	426	14.2	
TOTAL		61-48	1790/29.4	290-707	.410	141-404	.349	171-225	.760	65	188	253	4.1	100-1	104	89	8	43	892	14.6	





# 11 Joshua Primo

## FRESHMAN

Guard • 6-6 • 190 • Toronto, Ontario  
Royal Crown Academic School

### CAREER HIGHS

Points	22	2x, last at LSU (1/19/21)
Rebounds	6	Ole Miss (12/29/20)
Assists	3	3x, last vs. Arkansas (1/16/21)
Steals	4	at Kentucky (1/12/21)
Blocks	2	Kentucky (1/26/21)
Minutes	38	at Auburn (1/9/21)
Field Goals	8	at LSU (1/19/21)
FG Att.	17	at Auburn (1/9/21)
3-Point FG	6	at LSU (1/19/21)
3-Point Att.	8	3x, last at South Carolina (2/9/21)
Free Throws	8	at Auburn (1/9/21)
FT Att.	8	at Auburn (1/9/21)

### 2020-21 SEASON HIGHS

Points	22	2x, last at LSU (1/19/21)
Rebounds	6	Ole Miss (12/29/20)
Assists	3	3x, last vs. Arkansas (1/16/21)
Steals	4	at Kentucky (1/12/21)
Blocks	2	Kentucky (1/26/21)
Minutes	38	at Auburn (1/9/21)
Field Goals	8	at LSU (1/19/21)
FG Att.	17	at Auburn (1/9/21)
3-Point FG	6	at LSU (1/19/21)
3-Point Att.	8	3x, last at South Carolina (2/9/21)
Free Throws	8	at Auburn (1/9/21)
FT Att.	8	at Auburn (1/9/21)

### MISCELLANEOUS STATS

CATEGORY	2020-21	CAREER
Double-digit scoring	11	11
20+ scoring games	2	2
Double-digit rebounding		
Double-doubles		
Led UA in scoring	1	1
Led UA in rebounding	1	1
Led UA in three-pointers	4	4
Led UA in assists	2	2
Led UA in steals	3	3
Led UA in blocks	2	2
5+ assist games		
3+ three-pointer	8	8
3+ steal games	1	1
3+ block games		

### 2020-21 SEASON HIGHLIGHTS

- Considered day-to-day with left mcl sprain suffered vs. Mississippi State in the SEC Tournament Quarterfinal (3/12)
- Became fifth consecutive Alabama rookie to be named to the SEC All-Freshman Team
- Named SEC Freshman of the Week for the week of Jan. 25
- Earned the accolade after averaging 19.0 points, 5.0 threes made and 3.5 rebounds per game over his last two games (at LSU and vs. Mississippi State), while shooting 73.7 percent (14-of-19) from the floor and 76.9 percent (10-of-13) from beyond the arc
- Had season high 22 points including career-best marks of 4-of-8 from beyond the arc and 8-of-8 from the free throw line, to go along with five boards and three assists in the win at Auburn (1/9)
- Matched that with 22 points at LSU (1/19), knocking down a career-best six three-pointers in the victory
- Scored 19 points on 6-of-9 shooting from the field and 4-of-5 from beyond the arc in the win over Mississippi State (1/23)
- Had 19 points, all coming in the second half, in the win over Georgia (2/15)
- Collected 15 points in 24 minutes of action vs. Providence (12/2), hitting 5-of-9 shots from the field, 3-of-6 from deep and 2-of-4 from the charity stripe
- Scored 12 points – all coming in the final 15 minutes – and had a season-best four steals in the win at Kentucky (1/12)
- Added 11 points to go along with five rebounds in the upset win at No. 7 Tennessee (1/2)
- Scored 11 points on 4-of-8 shooting from the floor including three three-pointers vs. UNLV (12/1)
- Rated as a five-star prospect, the No. 19 overall player and the No. 5 overall combo guard in the 2020 class by 247Sports.com
- Reclassified from a 2021 recruit to the class of 2020 after completing his prep requirements early from Royal Crown International



### PRIMO'S 2020-21 GAME-BY-GAME STATS

Opponent	Date	Min	FG-FGA	3FG-FGA	FT-FTA	Off-Def-Tot	PF	A	TO	Stl	Blk	Pts
Jacksonville State	11/25	17	2-4	0-2	1-2	0-3-3	3	1	0	1	0	5
vs. Stanford	11/30	18	0-2	0-1	0-2	0-2-2	2	3	2	2	0	0
vs. UNLV	12/1	17	4-8	3-6	0-0	1-2-3	1	0	1	0	0	11
vs. Providence	12/2	24	5-9	3-6	2-4	1-2-3	4	1	0	1	0	15
vs. Clemson	12/12	23	3-4	0-1	0-0	0-2-2	1	0	1	0	0	6
Furman	12/15	22	2-6	1-5	0-1	0-2-2	2	1	1	0	0	5
Western Kentucky	12/19	25	2-4	2-3	2-2	2-2-4	3	0	2	0	1	8
ETSU	12/22	19	1-5	0-4	1-2	1-2-3	3	0	4	2	0	3
Ole Miss*	12/29	24	2-8	0-2	2-2	2-4-6	2	1	0	0	0	6
at Tennessee*	1/2	25	4-8	3-5	0-0	4-1-5	2	1	4	0	0	11
Florida*	1/5	20	0-4	0-3	0-0	0-2-2	1	2	4	1	0	0
at Auburn*	1/9	38	5-17	4-8	8-8	3-2-5	2	3	5	2	1	22
at Kentucky*	1/12	33	4-9	1-3	3-3	1-1-2	3	1	0	4	1	12
Arkansas*	1/16	24	1-6	0-3	1-2	2-3-5	0	3	1	0	0	3
at LSU*	1/19	19	8-10	6-8	0-0	1-3-4	0	0	0	1	0	22
Mississippi State*	1/23	32	6-9	4-5	0-0	1-2-3	4	0	1	0	0	16
Kentucky*	1/26	29	4-6	2-4	0-0	0-2-2	0	1	2	0	2	10
at Oklahoma	1/30	26	2-6	1-3	0-0	0-3-3	0	2	0	0	0	5
LSU*	2/3	24	1-3	0-1	0-0	0-5-5	2	1	1	2	0	2
at Missouri*	2/6	28	0-0	0-0	0-1	1-4-5	3	1	1	0	0	0
at South Carolina*	2/9	28	3-10	3-8	3-4	2-1-3	1	2	2	0	1	10
Georgia*	2/13	23	6-9	3-4	4-4	1-3-4	2	0	2	1	0	19
Vanderbilt*	2/20	19	1-5	1-5	2-2	0-2-2	0	0	0	0	0	5
at Arkansas*	2/24	18	3-6	1-3	0-0	1-2-3	2	1	2	0	0	7
at Mississippi State*	2/27	8	1-1	0-0	0-0	1-1-2	2	0	1	0	0	2
Auburn*	3/2	14	0-5	0-3	2-2	2-1-3	1	0	0	0	0	2
at Georgia*	3/6	23	5-14	1-5	0-0	2-3-5	1	2	1	0	1	18
vs. Mississippi State	3/12	19	3-5	2-4	0-0	1-3-4	1	0	1	0	1	8
vs. Tennessee	3/13											
vs. LSU	3/14											

\* indicates Southeastern Conference opponent

				Field Goals		3-Point		F-Throws		Rebounds				Scoring						
SEASON	TEAM	GP-GS	MIN/AVG	FG-FGA	FG%	3FG-FGA	3FG%	FT-FTA	FT%	OFF	DEF	TOT	AVG	PF-FO	AST	TO	BLK	STL	PTS	AVG
2020-21	Bama	28-19	634/22.6	78-183	.426	41-105	.390	31-41	.756	30	65	95	3.4	48-0	25	41	8	17	228	8.1
TOTAL		28-19	634/22.6	78-183	.426	41-105	.390	31-41	.756	30	65	95	3.4	48-0	25	41	8	17	228	8.1





## 12 Darius Miles

### FRESHMAN

Forward • 6-6 • 185 • Washington, D.C.  
Theodore Roosevelt HS

### CAREER HIGHS

Points	9	at LSU (1/19/21)
Rebounds	4	Georgia (2/13/21)
Assists	2	2x, last vs. Mississippi State (3/12/21)
Steals	1	3x, last vs. Mississippi State (3/12/21)
Blocks	2	vs. Mississippi State (3/12/21)
Minutes	16	vs. Mississippi State (3/12/21)
Field Goals	3	2x, last at LSU (1/19/21)
FG Att.	8	at LSU (1/19/21)
3-Point FG	2	2x, last at LSU (1/19/21)
3-Point Att.	6	at LSU (1/19/21)
Free Throws	2	3x, last vs. Mississippi State (3/12/21)
FT Att.	2	4x, last vs. Mississippi State (3/12/21)

### 2020-21 SEASON HIGHS

Points	9	at LSU (1/19/21)
Rebounds	4	Georgia (2/13/21)
Assists	2	2x, last vs. Mississippi State (3/12/21)
Steals	1	3x, last vs. Mississippi State (3/12/21)
Blocks	2	vs. Mississippi State (3/12/21)
Minutes	16	vs. Mississippi State (3/12/21)
Field Goals	3	2x, last at LSU (1/19/21)
FG Att.	8	at LSU (1/19/21)
3-Point FG	2	2x, last at LSU (1/19/21)
3-Point Att.	6	at LSU (1/19/21)
Free Throws	2	3x, last vs. Mississippi State (3/12/21)
FT Att.	2	4x, last vs. Mississippi State (3/12/21)

### MISCELLANEOUS STATS

CATEGORY	2020-21	CAREER
Double-digit scoring		
20+ scoring games		
Double-digit rebounding		
Double-doubles		
Led UA in scoring		
Led UA in rebounding		
Led UA in three-pointers		
Led UA in assists		
Led UA in steals		
Led UA in blocks	2	2
5+ assist games		
3+ three-pointer		
3+ steal games		
3+ block games		

### 2020-21 SEASON HIGHLIGHTS

- Went for a season-high nine points in just nine minutes in the win at LSU (1/19), including hitting the three-pointer that broke the SEC team record for threes made in a game (23)
- Played eight minutes vs. Arkansas, finishing with eight points and a pair of three-pointers in just 13 minutes of action vs. Arkansas (1/16)
- Had seven points and four rebounds in just 4:39 minutes of action, including an emphatic dunk to seal the 115-82 win over Georgia (2/13)
- Rated as a four-star prospect by Rivals and a three-star signee according to 247Sports
- Rivals.com lists him as the 113th best prospect and the 26th best small forward in the nation



### MILES' 2020-21 GAME-BY-GAME STATS

Opponent	Date	Min	FG-FGA	3FG-FGA	FT-FTA	Off-Def-Tot	PF	A	TO	Stl	Blk	Pts
Jacksonville State	11/25	4	1-2	0-1	0-0	1-1-2	0	0	1	0	0	2
vs. Stanford	11/30	5	1-4	1-3	0-0	0-0-0	0	0	0	1	1	3
vs. UNLV	12/1				DNP							
vs. Providence	12/2	1	0-0	0-0	0-0	0-0-0	0	0	2	0	0	0
vs. Clemson	12/12				DNP							
Furman	12/15				DNP							
Western Kentucky	12/19				DNP							
ETSU	12/22	2	0-0	0-0	0-0	0-1-1	0	0	1	0	0	0
Ole Miss*	12/29	1	0-0	0-0	2-2	0-0-0	0	0	0	0	0	2
at Tennessee*	1/2				DNP							
Florida*	1/5				DNP							
at Auburn*	1/9				DNP							
at Kentucky*	1/12				DNP							
Arkansas*	1/16	13	3-4	2-3	0-0	0-1-1	2	0	2	0	0	8
at LSU*	1/19	9	3-8	2-6	1-2	0-1-1	1	0	4	0	0	9
Mississippi State*	1/23				DNP							
Kentucky*	1/26				DNP							
at Oklahoma	1/30				DNP							
LSU*	2/3	6	1-2	0-1	0-0	0-2-2	0	2	1	0	0	2
at Missouri*	2/6	3	0-1	0-0	0-0	0-0-0	0	0	0	0	0	0
at South Carolina*	2/9	1	0-0	0-0	0-0	0-0-0	1	0	0	0	0	0
Georgia*	2/13	5	2-3	1-2	2-2	1-3-4	3	0	2	0	0	7
Vanderbilt*	2/20				DNP							
at Arkansas*	2/24	1	0-0	0-0	0-0	0-0-0	0	0	0	0	0	0
at Mississippi State*	2/27				DNP							
Auburn*	3/2	1	0-1	0-1	0-0	0-0-0	0	0	0	0	0	0
at Georgia*	3/6	4	0-0	0-0	0-0	0-1-1	1	0	0	1	1	4
vs. Mississippi State	3/12	16	1-4	1-3	2-2	1-2-3	0	2	2	1	2	5
vs. Tennessee	3/13				DNP							
vs. LSU	3/14				DNP							

\* indicates Southeastern Conference opponent

				Field Goals		3-Point		F-Throws		Rebounds									Scoring	
SEASON	TEAM	GP-GS	MIN/AVG	FG-FGA	FG%	3FG-FGA	3FG%	FT-FTA	FT%	OFF	DEF	TOT	AVG	PF-FO	AST	TO	BLK	STL	PTS	AVG
2020-21	Bama	16-0	70/4.4	12-29	.414	7-20	.350	7-8	.875	3	12	15	0.9	8-0	4	15	4	3	38	2.4
TOTAL		16-0	70/4.4	12-29	.414	7-20	.350	7-8	.875	3	12	15	0.9	8-0	4	15	4	3	38	2.4



# 13 Jahvon Quinerly

## SOPHOMORE

Guard • 6-1 • 175 • Hackensack, N.J.  
Villanova/Hudson Catholic HS

### CAREER HIGHS

Points	24	Ole Miss (12/29/20)
Rebounds	5	vs. LSU (3/14/21)
Assists	9	ETSU (12/22/20)
Steals	3	vs. Stanford (11/30/20)
Blocks	1	Western Kentucky (12/19/20)
Minutes	36	ETSU (12/22/20)
Field Goals	8	4x, last vs. Tennessee (3/13/21)
FG Att.	16	at Mississippi State (2/27/21)
3-Point FG	6	at LSU (1/19/21)
3-Point Att.	8	Vanderbilt (2/20/21)
Free Throws	6	2x, last vs. Georgia (3/6/21)
FT Att.	10	Ole Miss (12/29/20)

### 2020-21 SEASON HIGHS

Points	24	Ole Miss (12/29/20)
Rebounds	5	vs. LSU (3/14/21)
Assists	9	ETSU (12/22/20)
Steals	3	vs. Stanford (11/30/20)
Blocks	1	Western Kentucky (12/19/20)
Minutes	36	ETSU (12/22/20)
Field Goals	8	4x, last vs. Tennessee (3/13/21)
FG Att.	16	at Mississippi State (2/27/21)
3-Point FG	6	at LSU (1/19/21)
3-Point Att.	8	Vanderbilt (2/20/21)
Free Throws	6	2x, last vs. Georgia (3/6/21)
FT Att.	10	Ole Miss (12/29/20)

### MISCELLANEOUS STATS

CATEGORY	2020-21	CAREER
Double-digit scoring	20	21
20+ point games	2	2
Double-digit rebounding		
Double-doubles		
Led UA in scoring	7	7
Led UA in rebounding		
Led UA in three-pointers	7	7
Led UA in assists	10	10
Led UA in steals	3	3
Led UA in blocks		
5+ assist games	3	3
3+ three-pointers	5	5
3+ steal games	1	1
3+ block games		

### 2020-21 SEASON HIGHLIGHTS

- Named SEC Tournament Most Outstanding Player
- Second on team in assists, third in scoring and has 20 double-figure scoring games
- Has hit double figures in each of his last 13 games, averaging 14.4 points while shooting 56.3 percent (40-of-71) from beyond the arc over the stretch
- Leads UA in three-point shooting percentage (.443) and leads the team from beyond the arc in league play (.500)
- Went for a career-best 24 points in the win over Ole Miss (12/29) in his first SEC game
- Collected 22 points and set new career highs in field goals made (8) and threes made (6) in the victory at LSU (1/19)
- Made his Crimson Tide debut and showed out for 18 points and three assists to lead UA to a win over Jacksonville State (11/25)
- Had 19 points in SEC semifinal win over Tennessee (3/13)
- Scored 19 points – 17 in the second half – to go along with four assists and four rebounds in a career-best 30 minutes of action vs. UNLV (12/1)
- Finished with 19 points on career highs of 8-of-16 shooting from the field in the SEC regular season championship-clinching win over Mississippi State (2/27)
- Accounted for 16 points on 5-of-8 shooting from the field including a perfect 4-of-4 from beyond the arc in the 115-82 win over Georgia (2/13)
- Had 14 points to go along with a career-best nine assists with only one turnover in the win over ETSU (12/22)
- Sat out the entire 2019-20 campaign after his NCAA waiver and appeal were both denied by the NCAA
- Averaged 3.2 points and 9.1 minutes per game in 25 appearances in his lone season at Villanova in 2018-19
- 2018 McDonalds All-American, two-time New Jersey Gatorade Player of the Year
- Ranked No. 26 in ESPN's Top 100 in the Prep Class of 2018



### QUINERLY'S 2020-21 GAME-BY-GAME STATS

Opponent	Date	Min	FG-FGA	3FG-FGA	FT-FTA	Off-Def-Tot	PF	A	TO	Stl	Blk	Pts
Jacksonville State	11/25	26	7-12	2-5	2-2	0-1-1	1	3	1	1	0	18
vs. Stanford	11/30	24	6-11	1-3	1-1	0-0-0	3	2	3	3	0	14
vs. UNLV	12/1	30	6-11	1-4	6-6	1-3-4	2	4	2	0	0	19
vs. Providence	12/2	22	3-9	1-3	3-5	0-1-1	4	3	2	0	0	10
vs. Clemson	12/12	27	3-10	1-4	0-0	2-1-3	2	2	3	2	0	7
Furman	12/15	17	1-2	1-1	0-0	0-0-0	2	3	0	0	0	3
Western Kentucky	12/19	21	4-7	0-2	1-2	0-1-1	2	3	6	0	1	9
ETSU	12/22	36	4-8	1-5	5-8	1-1-2	5	9	1	1	0	14
Ole Miss*	12/29	32	8-14	3-5	5-10	2-3-5	1	0	4	1	0	24
at Tennessee*	1/2	27	5-14	0-2	2-2	1-1-2	3	5	2	0	0	12
Florida*	1/5				DNP							
at Auburn*	1/9				DNP							
at Kentucky*	1/12				DNP							
Arkansas*	1/16	22	2-8	0-4	3-4	0-4-4	1	4	1	1	0	7
at LSU*	1/19	19	8-11	6-7	0-0	0-1-1	0	1	2	0	0	22
Mississippi State*	1/23	23	1-7	0-3	2-2	1-2-3	1	5	2	1	0	4
Kentucky*	1/26	17	1-5	1-2	2-2	1-1-2	1	1	3	0	0	5
at Oklahoma	1/30	13	0-1	0-0	0-0	0-1-1	2	1	2	1	0	0
LSU*	2/3	23	4-8	2-3	0-0	0-3-3	0	3	4	1	0	10
at Missouri*	2/6	22	5-13	2-4	0-0	0-1-1	3	1	3	0	0	12
at South Carolina	2/9	23	5-8	3-5	0-1	1-0-1	3	1	4	1	0	13
Georgia*	2/13	21	5-8	4-4	2-2	0-1-1	3	4	3	1	0	16
Vanderbilt*	2/20	29	3-6	3-6	6-8	0-1-1	4	3	2	0	0	15
at Arkansas*	2/24	33	5-11	3-6	0-3	0-3-3	2	4	2	0	0	13
at Mississippi State*	2/27	27	8-16	3-6	0-0	0-1-1	2	2	3	2	0	19
Auburn*	3/2	29	5-13	1-5	0-0	0-1-1	2	3	0	1	0	11
at Georgia*	3/6	24	5-8	2-4	6-6	1-3-4	0	4	5	1	0	18
vs. Mississippi State	3/12	22	6-8	2-4	0-0	0-0-0	1	3	2	1	0	14
vs. Tennessee	3/13	31	8-13	1-2	2-2	0-3-3	1	2	1	0	0	19
vs. LSU	3/14	28	5-11	3-7	1-2	1-4-5	0	4	1	0	0	14

\* indicates Southeastern Conference opponent

				Field Goals		3-Point		F-Throws		Rebounds									Scoring	
SEASON	TEAM	GP-GS	MIN/AVG	FG-FGA	FG%	3FG-FGA	3FG%	FT-FTA	FT%	OFF	DEF	TOT	AVG	PF-FO	AST	TO	BLK	STL	PTS	AVG
2018-19	VU	25-0	230/9.2	28-83	.337	12-48	.250	11-15	.733	2	18	20	0.8	18-0	22	19	0	5	79	3.2
2020-21	Bama	27-7	668/24.7	123-253	.486	47-106	.443	49-68	.721	12	42	54	2.0	51-1	80	64	1	19	342	12.7
TOTAL FOR Bama		27-7	668/24.7	123-253	.486	47-106	.443	49-68	.721	12	42	54	2.0	51-1	80	64	1	19	342	12.7
TOTAL		52-7	898/17.3	151-336	.449	59-154	.383	60-83	.723	14	60	74	1.4	69-1	102	83	1	24	421	8.1



# 14 Keon Ellis

JUNIOR

Guard • 6-6 • 170 • Eustis, Fla.  
Leesburg, HS

## CAREER HIGHS

Points	16	Florida (1/5/21)
Rebounds	9	Vanderbilt (2/20/21)
Assists	3	3x, last at Arkansas (2/24/21)
Steals	3	3x, last at South Carolina (2/9/21)
Blocks	2	Mississippi State (1/23/21)
Minutes	24	Florida (1/5/21)
Field Goals	5	Florida (1/5/21)
FG Att.	7	at Missouri (2/6/21)
3-Point FG	3	Florida (1/5/21)
3-Point Att.	4	2x, last vs. LSU (3/14/21)
Free Throws	5	at Auburn (1/9/21)
FT Att.	5	at Auburn (1/9/21)

## 2020-21 SEASON HIGHS

Points	16	Florida (1/5/21)
Rebounds	9	Vanderbilt (2/20/21)
Assists	3	3x, last at Arkansas (2/24/21)
Steals	3	3x, last at South Carolina (2/9/21)
Blocks	2	Mississippi State (1/23/21)
Minutes	24	Florida (1/5/21)
Field Goals	5	Florida (1/5/21)
FG Att.	7	at Missouri (2/6/21)
3-Point FG	3	Florida (1/5/21)
3-Point Att.	4	2x, last vs. LSU (3/14/21)
Free Throws	5	at Auburn (1/9/21)
FT Att.	5	at Auburn (1/9/21)

## MISCELLANEOUS STATS

CATEGORY	2020-21	CAREER
Double-digit scoring	5	5
20+ scoring games		
Double-digit rebounding		
Double-doubles		
Led UA in scoring	1	1
Led UA in rebounding	4	4
Led UA in three-pointers	2	2
Led UA in assists		
Led UA in steals	3	3
Led UA in blocks		
5+ assist games		
3+ three-pointer	1	1
3+ steal games	3	3
3+ block games		

## 2020-21 SEASON HIGHLIGHTS

- Began the season 0-of-5 from three through his first seven games but has since gone 20-of-47 (.426) from beyond the arc
- Connecting on 38.5 percent (20-of-52) from beyond the arc on the season
- Scored a career-best 16 points on 5-of-6 shooting from the field and a perfect 3-of-3 from beyond the arc in the win over Florida (1/5)
- Scored 14 points, connecting on 2-of-4 from deep, with a clutch three in the final 3 minutes, to help fend off LSU in the SEC Championship game (3/14)
- Had scored 23 total points in the 10 previous games combined leading into the contest with the Gators
- Recorded the second double-digit game of his career with 11 points on 4-of-6 shooting from the field, to go along with five rebounds at then-No. 24 Oklahoma (1/30)
- Accounted for eight points, a career-high nine boards and three assists in the win over Vanderbilt (2/20)
- Rated as a four-star prospect by Rivals and a three-star signee according to 247Sports
- Named a Second Team NJCAA All-American
- Rated by 247Sports as the No. 1 combo guard and the No. 4 JUCO player in the nation
- Averaged 18.7 ppg for the Buccaneers, who finished the 2019-20 season with a 29-2 overall record and were ranked No. 1 in the NJCAA
- Connected on 54 percent shooting from the field, 40 percent from beyond the arc and 81 percent from the charity stripe for the year
- Made his presence felt on the defensive end as he averaged 2.1 steals and 1.2 blocks per game as a sophomore, making him just one of four players nationally to average 2.0 or more steals and 1.0 or more blocks per game
- His 562 points and 64 steals during his sophomore season are the most in a single season in school history
- Finished his career ranked among the program's top-10 in career points, field goals made, field goal percentage, three-pointers made, three-point percentage, free throws made, free throws attempted, blocked shots and ranks as FSW's all-time leader with 114 steals



## ELLIS' 2020-21 GAME-BY-GAME STATS

Opponent	Date	Min	FG-FGA	3FG-FGA	FT-FTA	Off-Def-Tot	PF	A	TO	Stl	Blk	Pts
Jacksonville State	11/25	17	0-0	0-0	0-0	0-2-2	2	2	0	1	1	0
vs. Stanford	11/30	18	1-3	0-2	1-2	0-1-1	1	0	2	1	0	3
vs. UNLV	12/1				DNP							
vs. Providence	12/2	9	1-2	0-1	0-0	0-1-1	0	0	0	0	0	2
vs. Clemson	12/12	5	0-1	0-0	0-0	0-1-1	0	0	1	1	0	0
Furman	12/15	8	1-3	0-2	0-0	0-0-0	0	1	0	0	0	2
Western Kentucky	12/19	2	0-1	0-0	1-2	1-0-1	0	0	0	0	0	1
ETSU	12/22	20	3-4	1-2	0-0	1-2-3	3	1	1	1	0	7
Ole Miss*	12/29	17	2-5	1-4	0-0	2-2-4	3	3	2	0	0	5
at Tennessee*	1/2	11	1-3	1-1	0-0	1-2-3	1	0	0	0	0	3
Florida*	1/5	24	5-6	3-3	3-3	0-8-8	1	2	1	2	1	16
at Auburn*	1/9	19	1-4	0-1	5-5	0-1-1	5	1	2	2	0	7
at Kentucky*	1/12	18	0-0	0-0	0-0	0-6-6	4	0	2	2	0	0
Arkansas*	1/16	21	2-4	1-3	2-3	0-2-2	2	2	1	1	0	7
at LSU*	1/19	14	0-5	0-2	1-2	1-3-4	0	0	0	1	0	1
Mississippi State*	1/23	13	1-2	1-2	0-0	1-3-4	1	2	1	3	2	3
Kentucky*	1/26	13	1-2	0-1	0-0	1-1-2	3	0	2	1	0	0
at Oklahoma	1/30	20	4-6	1-2	2-2	1-4-5	3	1	1	0	0	11
LSU*	2/3	21	4-5	2-2	0-0	2-5-7	3	0	1	1	1	10
at Missouri*	2/6	22	4-7	1-2	3-4	1-4-5	2	0	1	3	0	12
at South Carolina*	2/9	16	2-5	1-3	1-2	0-3-3	2	3	2	3	1	6
Georgia*	2/13	19	3-4	1-2	1-1	1-3-4	4	3	2	2	0	8
Vanderbilt*	2/20	23	2-3	1-1	3-4	4-5-9	4	3	2	1	1	8
at Arkansas*	2/24	23	1-5	0-2	0-0	2-3-5	3	3	2	0	0	2
at Mississippi State*	2/27	21	0-3	0-2	2-2	2-2-4	0	1	2	0	0	2
Auburn*	3/2	15	2-3	0-1	1-4	0-2-2	1	2	1	2	0	5
at Georgia*	3/6	20	3-5	1-1	2-3	0-5-5	3	1	2	0	1	9
vs. Mississippi State*	3/12	20	2-6	1-4	1-1	1-6-7	1	0	0	0	0	6
vs. Tennessee	3/13	27	1-3	1-2	4-4	3-5-8	2	0	0	1	1	7
vs. LSU	3/14	25	6-8	2-4	0-0	1-4-5	4	1	1	1	1	14

\* indicates Southeastern Conference opponent

				Field Goals		3-Point		F-Throws		Rebounds										Scoring	
SEASON	TEAM	GP-GS	MIN/AVG	FG-FGA	FG%	3FG-FGA	3FG%	FT-FTA	FT%	OFF	DEF	TOT	AVG	PF-FO	AST	TO	BLK	STL	PTS	AVG	
2020-21	Bama	29-4	498/17.2	53-108	.491	20-52	.385	33-44	.750	26	86	112	3.9	58-1	31	31	10	30	159	5.5	
TOTAL		29-4	498/17.2	53-108	.491	20-52	.385	33-44	.750	26	86	112	3.9	58-1	31	31	10	30	159	5.5	





## 22 Keon Ambrose-Hylton

### FRESHMAN

Forward • 6-8 • 210 • Toronto, Ontario  
Andrews Osborne Academy

### CAREER HIGHS

Points	4	3x, last vs. Mississippi State (1/23/21)
Rebounds	4	vs. Arkansas (1/16/21)
Assists	2	at LSU (1/19/21)
Steals		
Blocks	1	Georgia (2/13/21)
Minutes	10	2x, last vs. Mississippi State (1/23/21)
Field Goals	2	3x, last vs. Mississippi State (1/23/21)
FG Att.	4	vs. Arkansas (1/16/21)
3-Point FG		
3-Point Att.		
Free Throws	1	Auburn (3/2/21)
FT Att.	2	2x last vs. Auburn (3/2/21)

### 2020-21 SEASON HIGHS

Points	4	3x, last vs. Mississippi State (1/23/21)
Rebounds	4	vs. Arkansas (1/16/21)
Assists	2	at LSU (1/19/21)
Steals		
Blocks	1	Georgia (2/13/21)
Minutes	10	2x, last vs. Mississippi State (1/23/21)
Field Goals	2	3x, last vs. Mississippi State (1/23/21)
FG Att.	4	vs. Arkansas (1/16/21)
3-Point FG		
3-Point Att.		
Free Throws	1	Auburn (3/2/21)
FT Att.	2	2x last vs. Auburn (3/2/21)

### MISCELLANEOUS STATS

CATEGORY	2020-21	CAREER
Double-digit scoring		
20+ point games		
Double-digit rebounding		
Double-doubles		
Led UA in scoring		
Led UA in rebounding		
Led UA in three-pointers		
Led UA in assists		
Led UA in steals		
Led UA in blocks		
5+ assist games		
3+ three-pointers		
3+ steal games		
3+ block games		

### 2020-21 SEASON HIGHLIGHTS

- Has connected on 9-of-13 (69.2 percent) of his shots on the year
- Had a career-best game by accounting for four points and four rebounds in just 10 minutes of action vs. Arkansas (1/16)
- A four-star prospect by ESPN, Rivals and 247Sports
- Ranked by ESPN as the No. 58 overall player in the 2020 class and No. 14 at his position
- Ranked by 247Sports.com as the No. 78 overall player in the nation and the No. 13 power forward
- Rated as the No. 2 overall player by North Pole Hoops in Canada's 2020 class



### AMBROSE-HYLTON'S 2020-21 GAME-BY-GAME STATS

Opponent	Date	Min	FG-FGA	3FG-FGA	FT-FTA	Off-Def-Tot	PF	A	TO	Stl	Blk	Pts
Jacksonville State	11/25	7	0-1	0-0	0-2	1-0-1	2	0	1	0	0	0
vs. Stanford	11/30	5	0-0	0-0	0-0	0-1-1	0	0	0	0	0	0
vs. UNLV	12/1				DNP							
vs. Providence	12/2	3	1-1	0-0	0-0	1-0-1	0	0	0	0	0	2
vs. Clemson	12/12	3	0-0	0-0	0-0	0-0-0	0	0	0	0	0	0
Furman	12/15				DNP							
Western Kentucky	12/19				DNP							
ETSU	12/22	4	2-2	0-0	0-0	0-0-0	0	0	0	0	0	4
Ole Miss*	12/29	3	0-0	0-0	0-0	0-0-0	0	0	0	0	0	0
at Tennessee*	1/2				DNP							
Florida*	1/5	2	0-0	0-0	0-0	0-0-0	2	0	0	0	0	0
at Auburn*	1/9				DNP							
at Kentucky*	1/12				DNP							
Arkansas*	1/16	10	2-4	0-0	0-0	1-3-4	0	0	1	0	0	4
at LSU*	1/19	9	1-1	0-0	0-0	0-1-1	2	2	1	0	0	2
Mississippi State*	1/23	10	2-2	0-0	0-0	0-3-3	0	0	0	1	0	4
Kentucky*	1/26	1	0-0	0-0	0-0	0-0-0	0	0	0	0	0	0
at Oklahoma	1/30	2	0-0	0-0	0-0	0-1-1	0	0	0	0	0	0
LSU*	2/3	4	0-1	0-0	0-0	0-0-0	1	0	0	0	0	0
at Missouri*	2/6				DNP							
at South Carolina*	2/9				DNP							
Georgia*	2/13	3	0-0	0-0	0-0	0-1-1	2	0	0	0	1	0
Vanderbilt*	2/20				DNP							
at Arkansas*	2/24				DNP							
at Mississippi State*	2/27				DNP							
Auburn*	3/2	1	0-0	0-0	1-2	0-0-0	0	0	0	0	0	1
at Georgia*	3/6				DNP							
vs. Mississippi State	3/12	7	1-2	0-0	0-0	0-0-0	0	0	0	0	0	2
vs. Tennessee	3/13				DNP							
vs. LSU	3/14				DNP							

\* indicates Southeastern Conference opponent

				Field Goals		3-Point		F-Throws		Rebounds										Scoring	
SEASON	TEAM	GP-GS	MIN/AVG	FG-FGA	FG%	3FG-FGA	3FG%	FT-FTA	FT%	OFF	DEF	TOT	AVG	PF-FO	AST	TO	BLK	STL	PTS	AVG	
2020-21	Bama	17-0	73/4.3	9-14	.643	0-0	.000	1-4	.250	3	10	13	0.8	9-0	2	3	1	1	19	1.1	
TOTAL		17-0	73/4.3	9-14	.643	0-0	.000	1-4	.250	3	10	13	0.8	9-0	2	3	1	1	19	1.1	





## 23 John Petty Jr.

### SENIOR

Guard • 6-5 • 184 • Huntsville, Ala.  
Mae Jemison HS

### CAREER HIGHS

Points	39	vs. Samford (12/18/19)
Rebounds	12	vs. Iowa State (11/28/19)
Assists	7	2x, last vs. Tennessee (2/4/20)
Steals	4	2x, last at Missouri (2/6/21)
Blocks	4	vs. Kentucky (1/11/20)
Minutes	44	vs. Florida (1/4/20)
Field Goals	12	vs. Samford (12/18/19)
FG Att.	22	vs. Iowa State (11/28/19)
3-Point FG	10	2x, last vs. Samford (12/18/19)
3-Point Att.	13	3x, last vs. Samford (12/18/19)
Free Throws	7	vs. Appalachian State (11/11/18)
FT Att.	10	vs. Appalachian State (11/11/18)

### 2020-21 SEASON HIGHS

Points	24	at LSU (1/19/21)
Rebounds	8	2x, last at South Carolina (2/9/21)
Assists	6	2x, last vs. Furman (12/15/20)
Steals	4	2x, last at Missouri (2/6/21)
Blocks	2	4x, last vs. LSU (3/4/21)
Minutes	38	at Kentucky (1/12/21)
Field Goals	9	at Kentucky (1/12/21)
FG Att.	15	2x, last at South Carolina (2/9/21)
3-Point FG	8	at LSU (1/19/21)
3-Point Att.	10	4x, last at South Carolina (2/9/21)
Free Throws	5	2x, last vs. Clemson (12/12/20)
FT Att.	6	vs. UNLV (12/1/20)

### MISCELLANEOUS STATS

CATEGORY	2020-21	CAREER
Double-digit scoring	19	68
20+ point games	4	18
Double-digit rebounding		6
Double-doubles		4
Led UA in scoring	7	27
Led UA in rebounding	5	19
Led UA in three-pointers	10	58
Led UA in assists	4	22
Led UA in steals	6	18
Led UA in blocks	5	14
5+ assist games	3	6
3+ three-pointers	8	44
3+ steal games	4	8
3+ block games		1

### 2020-21 SEASON HIGHLIGHTS

- Named All-SEC First Team for the 2021 season
- Two-time SEC Player of the Week, earning the honor twice in the month of January (Jan. 4 and Jan. 18)
- Also named the NCAA National Player of the Week for Jan. 18
- Leads team in minutes per game and threes made and attempted and ranks second in scoring, double-figure scoring games (19) and steals
- School's all-time leader in three-pointers made and attempted
- Broke the mark for career threes made at UA against Arkansas (1/16) by sinking five treys and finishing with 17 points in the win
- Had a season-high 24 points by knocking down 8-of-10 three-pointers in the win at LSU (1/19)
- Collected high 23 points on 9-of-15 shooting from the floor and 4-of-7 from beyond the arc at Kentucky (1/12)
- Scored 22 points on 6-of-10 shooting from deep to go along with six assists and only one turnover vs. UNLV (12/1)
- Scored 20 points and pulled down a season-high tying eight rebounds to go along with a pair of blocked shots in the win at South Carolina (2/9)
- Had 17 points on a perfect 4-of-4 shooting from deep, to go along with six rebounds and a pair of assists in the win at then-No. 7 Tennessee (1/2)
- Collected 14 points and six boards in season-opening win over Jacksonville State (11/25)
- Named All-SEC Second Team in 2020
- Played in 29 contests last season and made 28 starts while leading the team in rebounding (6.6 rpg) and three-point field goal percentage (44.0 percent) while ranking second in assists (2.5 apg) and minutes (33.5 mpg) and third in scoring (14.5 ppg) – all career-best numbers
- Led the SEC and ranked ninth in the nation in three-point percentage
- Ranked second in the conference and 26th nationally in threes made per game (2.93)
- Also topped UA with four double-doubles on the year
- Became the 51st player in program history to reach 1,000 career points and the 32nd to do so in three years (currently has 1,137 points)
- Became just the fifth player in program history with at least 200 made three-pointers for his career



### PETTY'S 2020-21 GAME-BY-GAME STATS

Opponent	Date	Min	FG-FGA	3FG-FGA	FT-FTA	Off-Def-Tot	PF	A	TO	Stl	Blk	Pts
Jacksonville State	11/25	26	6-14	2-8	0-1	2-4-6	1	1	1	2	0	14
vs. Stanford	11/30	30	3-7	1-4	0-1	3-3-6	3	0	0	0	1	7
vs. UNLV	12/1	33	7-12	6-10	2-3	0-4-4	0	6	1	0	1	22
vs. Providence	12/2	28	5-11	1-6	5-6	1-4-5	4	2	1	0	0	16
vs. Clemson	12/12	32	2-10	1-5	5-5	0-4-4	4	1	1	2	0	10
Furman	12/15	35	2-9	0-6	2-4	2-5-7	2	6	2	1	0	6
Western Kentucky	12/19	34	3-10	2-7	1-2	2-5-7	1	3	3	4	0	9
ETSU	12/22			DNP								
Ole Miss*	12/29	27	5-11	3-7	0-0	1-5-6	4	1	3	0	1	13
at Tennessee*	1/2	31	6-7	4-4	1-2	0-6-6	0	2	0	1	0	17
Florida*	1/5	31	5-8	1-2	1-1	0-2-2	2	2	1	1	0	12
at Auburn*	1/9	30	4-10	1-7	1-1	1-7-8	4	2	2	1	0	10
at Kentucky*	1/12	37	9-15	4-7	1-1	0-5-5	3	2	0	0	0	23
Arkansas*	1/16	25	6-10	5-9	0-0	1-3-4	0	1	1	1	0	17
at LSU*	1/19	25	8-11	8-10	0-0	0-4-4	2	2	1	3	0	24
Mississippi State*	1/23	32	4-12	4-10	0-0	1-2-3	2	2	1	2	1	12
Kentucky*	1/26	32	3-7	1-3	3-4	0-4-4	3	3	2	1	0	10
at Oklahoma	1/30	34	2-8	2-7	3-4	0-5-5	2	1	4	0	2	9
LSU*	2/3	32	3-9	0-4	0-0	1-6-7	1	5	2	0	0	6
at Missouri*	2/6	32	4-12	3-6	0-0	2-4-6	1	1	4	4	2	11
at South Carolina*	2/9	36	7-15	3-10	3-3	4-4-8	2	1	4	1	2	20
Georgia*	2/13	32	5-9	3-7	0-0	0-2-2	2	2	3	0	1	13
Vanderbilt*	2/20	28	2-8	1-7	1-2	1-4-5	5	1	0	3	1	6
at Arkansas*	2/24	35	4-8	2-3	2-2	0-2-2	5	2	2	2	0	12
at Mississippi State*	2/27	33	2-9	1-6	4-4	1-4-5	2	2	2	1	1	9
Auburn*	3/2	31	4-10	3-8	0-0	0-6-6	2	2	0	2	1	11
at Georgia*	3/6	29	5-8	2-3	3-4	2-5-7	4	1	3	1	0	15
vs. Mississippi State	3/12	19	3-7	3-7	0-0	0-4-4	0	2	0	3	0	9
vs. Tennessee	3/13	35	3-13	3-11	0-0	1-3-4	3	2	3	3	0	9
vs. LSU	3/14	31	2-8	0-3	0-0	0-6-6	2	0	3	0	2	4

\* indicates Southeastern Conference opponent

SEASON	TEAM	GP-GS	MIN/AVG	Field Goals		3-Point		F-Throws		Rebounds				Scoring						
				FG-FGA	FG%	3FG-FGA	3FG%	FT-FTA	FT%	OFF	DEF	TOT	AVG	PF-FO	AST	TO	BLK	STL	PTS	AVG
2017-18	Bama	36-28	1026/28.5	123-313	.393	90-242	.372	32-45	.711	14	78	92	2.6	36-0	65	74	9	17	368	10.2
2018-19	Bama	34-17	981/28.8	118-286	.413	59-171	.345	53-75	.707	25	119	144	4.2	37-0	64	68	15	17	348	10.2
2019-20	Bama	29-28	972/33.5	139-301	.462	85-193	.440	58-86	.674	38	152	190	6.6	54-2	73	75	19	33	421	14.5
2020-21	Bama	29-28	897/30.9	124-288	.431	70-187	.374	38-50	.760	25	122	147	5.1	62-1	57	56	16	37	356	12.3
TOTAL		128-101	3875/30.3	504-1188	.424	304-793	.383	181-256	.707	102	471	573	4.5	189-3	259	273	59	104	1493	11.7



## 33 James Rojas

### JUNIOR

Forward • 6-8 • 220 • Jamestown, N.Y.  
Hutchinson CC

### CAREER HIGHS

Points	11	Furman (12/15/20)
Rebounds	7	3x, last at LSU (1/19/21)
Assists	1	9x, last vs. Georgia (2/13/21)
Steals	2	2x, last at Georgia (3/6/21)
Blocks	3	at LSU (1/19/21)
Minutes	20	3x, last vs. Furman (12/15/20)
Field Goals	3	2x, last vs. Furman (12/15/20)
FG Att.	8	vs. Jacksonville State (11/25/20)
3-Point FG	2	Furman (12/15/20)
3-Point Att.	3	3x, last at Missouri (2/6/21)
Free Throws	4	2x, last at South Carolina (2/9/21)
FT Att.	4	2x, last at South Carolina (2/9/21)

### 2020-21 SEASON HIGHS

Points	11	Furman (12/15/20)
Rebounds	7	3x, last at LSU (1/19/21)
Assists	1	9x, last vs. Georgia (2/13/21)
Steals	2	2x, last at Georgia (3/6/21)
Blocks	3	at LSU (1/19/21)
Minutes	20	3x, last vs. Furman (12/15/20)
Field Goals	3	2x, last vs. Furman (12/15/20)
FG Att.	8	vs. Jacksonville State (11/25/20)
3-Point FG	2	Furman (12/15/20)
3-Point Att.	3	3x, last at Missouri (2/6/21)
Free Throws	4	3x, last at Mississippi State (2/27/21)
FT Att.	4	3x, last at Mississippi State (2/27/21)

### MISCELLANEOUS STATS

CATEGORY	2020-21	CAREER
Double-digit scoring	2	2
20+ point games		
Double-digit rebounding		
Double-doubles		
Led UA in scoring		
Led UA in rebounding	4	4
Led UA in three-pointers	1	1
Led UA in assists		
Led UA in steals	3	3
Led UA in blocks	1	1
5+ assist games		
3+ three-pointers		
3+ steal games		
3+ block games	1	1

### 2020-21 SEASON HIGHLIGHTS

- Season-high 15 points on 5-of-8 shooting from the floor vs. Florida (1/5) to go along with seven boards while also drawing eight fouls which resulted in nine free throw attempts (5-of-9)
- Had 11 points and seven rebounds while earning the Hard Hat Award in the win over Furman (12/15)
- Finished the game against the Gators with a +30 in +/- points
- Made his UA debut and finished with eight points and a game-high seven rebounds in the win over Jacksonville State (11/25)
- Suffered a season-ending knee injury prior to the start of the 2019-20 campaign and reshirted
- Tabbed a First Team All-American by the National Junior College Athletic Association and the National Association of Basketball Coaches following his sophomore season in 2019
- Named the 2019 Jayhawk West Conference Player of the Year



### ROJAS' 2020-21 GAME-BY-GAME STATS

Opponent	Date	Min	FG-FGA	3FG-FGA	FT-FTA	Off-Def-Tot	PF	A	TO	Stl	Blk	Pts
Jacksonville State	11/25	20	3-8	1-2	1-2	4-3-7	1	1	1	0	0	8
vs. Stanford	11/30	20	1-6	0-2	1-2	0-3-3	2	1	1	1	0	3
vs. UNLV	12/1	16	0-3	0-3	0-0	0-3-3	1	1	1	0	1	0
vs. Providence	12/2	10	1-1	0-0	2-2	1-2-3	3	0	0	0	0	4
vs. Clemson	12/12	12	1-3	0-1	1-1	1-1-2	1	1	2	0	0	3
Furman	12/15	20	3-6	2-3	3-4	3-4-7	2	0	2	2	0	11
Western Kentucky	12/19	10	0-2	0-2	0-0	1-3-4	4	0	1	1	0	0
ETSU	12/22				DNP							
Ole Miss*	12/29	9	1-2	0-0	0-1	1-2-3	4	1	1	1	0	2
at Tennessee*	1/2	9	0-3	0-1	0-0	0-3-3	1	0	2	0	0	0
Florida*	1/5	24	5-8	0-0	5-9	2-5-7	2	1	2	1	0	15
at Auburn*	1/9	12	1-3	0-0	0-1	0-1-1	4	0	1	0	1	2
at Kentucky*	1/12	19	1-4	1-2	0-0	2-4-6	4	1	2	1	0	3
Arkansas*	1/16	9	0-1	0-0	0-0	0-3-3	4	0	2	0	0	0
at LSU*	1/19	13	0-0	0-0	0-0	0-7-7	2	1	0	0	3	0
Mississippi State*	1/23				DNP							
Kentucky*	1/26	2	0-0	0-0	0-0	0-0-0	2	0	0	0	0	0
at Oklahoma	1/30	6	0-2	0-1	0-0	0-0-0	2	0	0	0	0	0
LSU*	2/3	3	0-1	0-0	0-0	0-0-0	0	0	0	0	0	0
at Missouri*	2/6	13	1-5	0-3	0-3	1-5-6	2	0	0	1	0	2
at South Carolina*	2/9	18	1-4	0-0	4-4	1-3-4	3	0	3	1	1	6
Georgia*	2/13	16	1-3	0-1	3-3	0-1-1	3	1	2	1	0	5
Vanderbilt*	2/20	7	1-2	0-1	0-0	0-0-0	2	0	0	0	0	2
at Arkansas*	2/24	1	0-0	0-0	0-0	0-0-0	2	0	0	0	0	0
at Mississippi State*	2/27	14	2-4	1-2	4-4	3-3-6	2	0	1	1	1	9
Auburn*	3/2	7	0-1	0-0	0-0	0-0-0	2	0	0	0	0	0
at Georgia*	3/6	10	2-3	0-0	0-0	1-3-4	1	0	1	2	0	4
vs. Mississippi State	3/12	14	3-4	1-2	0-0	0-1-1	1	2	2	1	0	7
vs. Tennessee	3/13	10	0-0	0-0	0-0	0-0-0	1	0	3	1	0	0
vs. LSU	3/14	3	0-1	0-0	0-0	0-0-0	0	0	0	0	0	0

\* indicates Southeastern Conference opponent

				Field Goals		3-Point		F-Throws		Rebounds				Scoring						
SEASON	TEAM	GP-GS	MIN/AVG	FG-FGA	FG%	3FG-FGA	3FG%	FT-FTA	FT%	OFF	DEF	TOT	AVG	PF-FO	AST	TO	BLK	STL	PTS	AVG
2020-21	Bama	28-1	327/11.7	28-80	.350	6-26	.231	24-36	.667	20	58	78	2.8	58-0	11	30	6	16	86	3.1
TOTAL		28-1	327/11.7	28-80	.350	6-26	.231	24-36	.667	20	58	78	2.8	58-0	11	30	6	16	86	3.1

## 2020-21 CUME STATS



# 2020-21 Alabama Men's Basketball Combined Team Statistics All games

Page 1/1  
as of Mar 06, 2021

## Game Records

Record	Overall	Home	Away	Neutral
ALL GAMES	21-6	12-1	7-3	2-2
CONFERENCE	16-2	9-0	7-2	0-0
NON-CONFERENCE	5-4	3-1	0-1	2-2

## Score by Periods

Team	1st	2nd	OT	TOT
Alabama	1003	1146	0	2149
Opponents	895	1003	0	1898

## Team Box Score

No.	Player				Total		3-Point		F-Throw		Rebounds											
		GP-GS	MIN	AVG	FG-FGA	FG%	3FG-FGA	3FG%	FT-FTA	FT%	OFF	DEF	TOT	AVG	PF	DQ	A	TO	BLK	STL	PTS	AVG
5	SHACKELFORD, Jaden	27-26	798:51	29.6	128-314	.408	49-148	.331	85-113	.752	25	83	108	4.0	44	1	54	40	2	24	390	14.4
23	PETTY JR., John	26-25	812:08	31.2	116-260	.446	64-166	.386	38-50	.760	24	109	133	5.1	57	1	53	50	14	31	334	12.8
13	QUINERLY, Jahvon	24-7	586:48	24.4	104-221	.471	41-93	.441	46-64	.719	11	35	46	1.9	49	1	71	60	1	18	295	12.3
1	JONES, Herbert	27-27	730:28	27.1	101-224	.451	20-44	.455	73-101	.723	55	110	165	6.1	79	4	85	75	27	46	295	10.9
11	PRIMO, Joshua	27-18	615:04	22.8	75-178	.421	39-101	.386	31-41	.756	29	62	91	3.4	47	0	25	40	7	17	220	8.1
2	BRUNER, Jordan	18-18	374:59	20.8	44-97	.454	19-57	.333	19-27	.704	37	47	84	4.7	32	0	27	17	20	26	126	7.0
3	REESE, Alex	27-9	405:16	15.0	52-147	.354	26-102	.255	11-14	.786	17	62	79	2.9	35	1	17	13	14	13	141	5.2
14	ELLIS, Keon	26-2	425:20	16.4	44-91	.484	16-42	.381	28-39	.718	21	71	92	3.5	51	1	30	30	8	28	132	5.1
33	ROJAS, James	25-1	300:44	12.0	25-75	.333	5-24	.208	24-36	.667	20	57	77	3.1	56	0	9	25	6	14	79	3.2
4	GARY, Juwan	24-1	174:11	7.3	31-66	.470	1-9	.111	10-22	.455	23	33	56	2.3	26	0	3	11	9	11	73	3.0
12	MILES, Darius	15-0	53:36	3.6	11-25	.440	6-17	.353	5-6	.833	2	10	12	0.8	8	0	2	13	2	2	33	2.2
24	QUINERLY, Jaden	1-0	00:46	0.8	1-1	1.000	0-0	.000	0-0	.000	0	0	0	0.0	1	0	0	0	0	0	2	2.0
22	AMBROSE-HYLTON, Keon	16-0	65:50	4.1	8-12	.667	0-0	.000	1-4	.250	3	10	13	0.8	9	0	2	3	1	1	17	1.1
21	JOHNSON, Britton	10-0	12:60	1.3	2-5	.400	2-5	.400	0-0	.000	1	1	2	0.2	4	0	1	0	0	0	6	0.6
30	WALL, Kendall	13-0	21:45	1.7	2-9	.222	0-2	.000	0-1	.000	3	5	8	0.6	6	0	1	3	1	2	4	0.3
15	BARNES, Tyler	11-1	19:15	1.8	0-2	.000	0-2	.000	2-4	.500	1	7	8	0.7	1	0	1	0	0	1	2	0.2
25	COTTRELL, Adam	1-0	01:04	1.1	0-0	.000	0-0	.000	0-0	.000	0	0	0	0.0	0	0	0	0	0	0	0	0.0
10	HEARD, Delaney	2-0	02:20	1.2	0-1	.000	0-0	.000	0-0	.000	0	1	1	0.5	1	0	0	0	0	0	0	0.0
Team											53	60	113				6					
Total		27	5401		744-1728	.431	288-812	.355	373-522	.715	325	763	1088	40.3	506	9	381	386	112	234	2149	79.6
Opponents		27	5400		680-1664	.409	162-558	.290	376-550	.684	309	734	1043	38.6	506	7	300	433	127	220	1898	70.3

## Team Statistics

	BAMA	OPP
<b>Scoring</b>	<b>2149</b>	<b>1898</b>
Points per game	79.6	70.3
Scoring margin	+9.3	-
<b>Field goals-att</b>	<b>744-1728</b>	<b>680-1664</b>
Field goal pct	.431	.409
<b>3 point fg-att</b>	<b>288-812</b>	<b>162-558</b>
3-point FG pct	.355	.290
3-pt FG made per game	10.7	6.0
<b>Free throws-att</b>	<b>373-522</b>	<b>376-550</b>
Free throw pct	.715	.684
F-Throws made per game	13.8	13.9
<b>Rebounds</b>	<b>1088</b>	<b>1043</b>
Rebounds per game	40.3	38.6
Rebounding margin	+1.7	-
<b>Assists</b>	<b>381</b>	<b>300</b>
Assists per game	14.1	11.1
<b>Turnovers</b>	<b>386</b>	<b>433</b>
Turnovers per game	14.3	16.0
Turnover margin	+1.7	-
Assist/turnover ratio	1.0	0.7
<b>Steals</b>	<b>234</b>	<b>220</b>
Steals per game	8.7	8.1
<b>Blocks</b>	<b>112</b>	<b>127</b>
Blocks per game	4.1	4.7
<b>Winning streak</b>	<b>3</b>	<b>-</b>
Home win streak	10	-
<b>Attendance</b>	<b>26685</b>	<b>27305</b>
Home games-Avg/Game	13-2053	10-2731
Neutral site-Avg/Game	-	4-0

## Team Results

Date	Opponent		Score	Att.
11/25/2020	Jacksonville St.	W	81-57	2025
11/30/2020	vs Stanford	L	64-82	0
12/01/2020	vs UNLV	W	86-74	0
12/02/2020	vs Providence	W	88-71	0
12/12/2020	vs Clemson	L	56-64	0
12/15/2020	Furman	W	83-80	2055
12/19/2020	Western Ky.	L	71-73	2055
12/22/2020	ETSU	W	85-69	2055
12/29/2020	Ole Miss	W	82-64	2055
01/02/2021	at Tennessee	W	71-63	4191
01/05/2021	Florida	W	86-71	2055
01/09/2021	at Auburn	W	94-90	1824
01/12/2021	at Kentucky	W	85-65	3075
01/16/2021	Arkansas	W	90-59	2055
01/19/2021	at LSU	W	105-75	2295
01/23/2021	Mississippi St.	W	81-73	2055
01/26/2021	Kentucky	W	70-59	2055
01/30/2021	at Oklahoma	L	61-66	2680
02/03/2021	LSU	W	78-60	2055
02/06/2021	at Missouri	L	65-68	3113
02/09/2021	at South Carolina	W	81-78	3089
02/13/2021	Georgia	W	115-82	2055
02/20/2021	Vanderbilt	W	82-78	2055
02/24/2021	at Arkansas	L	66-81	4400
02/27/2021	at Mississippi St.	W	64-59	1000
03/02/2021	Auburn	W	70-58	2055
03/06/2021	at Georgia	W	89-79	1638

## 2020-21 SEC STATS


**2020-21 Alabama Men's Basketball  
Combined Team Statistics  
In Conference games**

 Page 1/1  
as of Mar 06, 2021
**Game Records**

Record	Overall	Home	Away	Neutral
ALL GAMES	16-2	9-0	7-2	0-0
CONFERENCE	16-2	9-0	7-2	0-0
NON-CONFERENCE	0-0	0-0	0-0	0-0

**Score by Periods**

Team	1st	2nd	OT	TOT
Alabama	695	779	0	1474
Opponents	579	683	0	1262

**Team Box Score**

No.	Player				Total		3-Point		F-Throw		Rebounds											
		GP-GS	MIN	AVG	FG-FGA	FG%	3FG-FGA	3FG%	FT-FTA	FT%	OFF	DEF	TOT	AVG	PF	DQ	A	TO	BLK	STL	PTS	AVG
5	SHACKELFORD, Jaden	18-17	536:55	29.8	90-214	.421	28-97	.289	56-72	.778	14	52	66	3.7	30	1	40	26	1	15	264	14.7
13	QUINERLY, Jahvon	15-0	370:31	24.7	70-150	.467	33-66	.500	28-40	.700	7	26	33	2.2	26	0	41	40	0	10	201	13.4
23	PETTY JR. , John	18-17	559:55	31.1	86-179	.480	49-113	.434	20-24	.833	15	75	90	5.0	40	1	33	37	10	22	241	13.4
1	JONES, Herbert	18-18	459:46	25.5	63-142	.444	13-30	.433	43-61	.705	31	74	105	5.8	52	4	63	48	20	32	182	10.1
11	PRIMO, Joshua	18-16	420:24	23.4	54-130	.415	29-70	.414	25-28	.893	24	42	66	3.7	28	0	19	27	6	11	162	9.0
2	BRUNER, Jordan	10-10	199:58	20.0	26-59	.441	13-37	.351	6-12	.500	20	22	42	4.2	20	0	14	10	11	13	71	7.1
14	ELLIS, Keon	18-2	328:09	18.2	34-71	.479	14-33	.424	24-33	.727	18	60	78	4.3	42	1	25	25	7	24	106	5.9
3	REESE, Alex	18-8	272:24	15.1	34-89	.382	16-59	.271	10-10	1.000	16	38	54	3.0	26	1	11	7	11	10	94	5.2
4	GARY, Juwan	16-1	129:01	8.1	23-51	.451	1-7	.143	7-14	.500	20	26	46	2.9	22	0	3	10	8	10	54	3.4
33	ROJAS, James	17-0	186:43	11.0	16-44	.364	2-10	.200	16-25	.640	11	40	51	3.0	40	0	5	17	6	9	50	2.9
12	MILES, Darius	11-0	42:08	3.8	9-19	.474	5-13	.385	5-6	.833	1	8	9	0.8	8	0	2	9	1	1	28	2.5
22	AMBROSE-HYLTON, Keon	10-0	42:60	4.3	5-8	.625	0-0	.000	1-2	.500	1	8	9	0.9	7	0	2	2	1	1	11	1.1
21	JOHNSON, Britton	9-0	12:14	1.4	2-4	.500	2-4	.500	0-0	.000	1	1	2	0.2	4	0	1	0	0	0	6	0.7
15	BARNES, Tyler	9-1	17:37	2.0	0-2	.000	0-2	.000	2-4	.500	1	6	7	0.8	1	0	1	0	0	1	2	0.2
30	WALL, Kendall	10-0	18:02	1.8	1-6	.167	0-1	.000	0-1	.000	1	4	5	0.5	5	0	1	3	1	2	2	0.2
25	COTTRELL, Adam	1-0	01:04	1.1	0-0	.000	0-0	.000	0-0	.000	0	0	0	0.0	0	0	0	0	0	0	0	0.0
10	HEARD, Delaney	1-0	01:34	1.6	0-1	.000	0-0	.000	0-0	.000	0	1	1	1.0	1	0	0	0	0	0	0	0.0
Team											33	36	69					4				
Total		18	3599		513-1169	.439	205-542	.378	243-332	.732	214	519	733	40.7	352	8	261	265	83	161	1474	81.9
Opponents		18	3600		447-1123	.398	89-343	.259	279-405	.689	218	484	702	39.0	327	3	194	290	101	151	1262	70.1

**Team Statistics**

	BAMA	OPP
<b>Scoring</b>	<b>1474</b>	<b>1262</b>
Points per game	81.9	70.1
Scoring margin	+11.8	-
<b>Field goals-att</b>	<b>513-1169</b>	<b>447-1123</b>
Field goal pct	.439	.398
<b>3 point fg-att</b>	<b>205-542</b>	<b>89-343</b>
3-point FG pct	.378	.259
3-pt FG made per game	11.4	4.9
<b>Free throws-att</b>	<b>243-332</b>	<b>279-405</b>
Free throw pct	.732	.689
F-Throws made per game	13.5	15.5
<b>Rebounds</b>	<b>733</b>	<b>702</b>
Rebounds per game	40.7	39.0
Rebounding margin	+1.7	-
<b>Assists</b>	<b>261</b>	<b>194</b>
Assists per game	14.5	10.8
<b>Turnovers</b>	<b>265</b>	<b>290</b>
Turnovers per game	14.7	16.1
Turnover margin	+1.4	-
Assist/turnover ratio	1.0	0.7
<b>Steals</b>	<b>161</b>	<b>151</b>
Steals per game	8.9	8.4
<b>Blocks</b>	<b>83</b>	<b>101</b>
Blocks per game	4.6	5.6
<b>Winning streak</b>	<b>3</b>	<b>-</b>
Home win streak	9	-
<b>Attendance</b>	<b>18495</b>	<b>24625</b>
Home games-Avg/Game	9-2055	9-2736
Neutral site-Avg/Game	-	0-0

**Team Results**

Date	Opponent		Score	Att.
12/29/2020	Ole Miss	W	82-64	2055
01/02/2021	at Tennessee	W	71-63	4191
01/05/2021	Florida	W	86-71	2055
01/09/2021	at Auburn	W	94-90	1824
01/12/2021	at Kentucky	W	85-65	3075
01/16/2021	Arkansas	W	90-59	2055
01/19/2021	at LSU	W	105-75	2295
01/23/2021	Mississippi St.	W	81-73	2055
01/26/2021	Kentucky	W	70-59	2055
02/03/2021	LSU	W	78-60	2055
02/06/2021	at Missouri	L	65-68	3113
02/09/2021	at South Carolina	W	81-78	3089
02/13/2021	Georgia	W	115-82	2055
02/20/2021	Vanderbilt	W	82-78	2055
02/24/2021	at Arkansas	L	66-81	4400
02/27/2021	at Mississippi St.	W	64-59	1000
03/02/2021	Auburn	W	70-58	2055
03/06/2021	at Georgia	W	89-79	1638



## 2020-21 SEASON/CAREER STATS


**2020-21 Alabama Men's Basketball**  
**Season/Career Statistics**  
**All games**

 Page 1/2  
 as of Mar 06, 2021

## Summary

Player	Season Statistics										Career Statistics									
	GP-GS	MIN/G	FG%	3FG%	FT%	R/G	A/G	STL	BLK	PTS/G	GP-GS	MIN/G	FG%	3FG%	FT%	R/G	A/G	STL	BLK	PTS/G
AMBROSE-HYLTON, Keon	16-0	4.1	.667	.000	.250	0.8	0.1	1	1	1.1	16-0	4.1	.667	.000	.250	0.8	0.1	1	1	1.1
BARNES, Tyler	11-1	1.8	.000	.000	.500	0.7	0.1	1	0	0.2	26-1	1.4	.000	.000	.333	0.5	0.0	2	1	0.1
BRUNER, Jordan	18-18	20.8	.454	.333	.704	4.7	1.5	26	20	7.0	18-18	20.8	.454	.333	.704	4.7	1.5	26	20	7.0
COTTRELL, Adam	1-0	1.1	.000	.000	.000	0.0	0.0	0	0	0.0	5-0	0.8	.000	.000	.000	0.2	0.0	0	0	0.0
ELLIS, Keon	26-2	16.4	.484	.381	.718	3.5	1.2	28	8	5.1	26-2	16.4	.484	.381	.718	3.5	1.2	28	8	5.1
GARY, Juwan	24-1	7.3	.470	.111	.455	2.3	0.1	11	9	3.0	24-1	7.3	.470	.111	.455	2.3	0.1	11	9	3.0
HEARD, Delaney	2-0	1.2	.000	.000	.000	0.5	0.0	0	0	0.0	2-0	1.2	.000	.000	.000	0.5	0.0	0	0	0.0
JOHNSON, Britton	10-0	1.3	.400	.400	.000	0.2	0.1	0	0	0.6	21-0	1.1	.375	.375	.000	0.1	0.0	0	1	0.4
JONES, Herbert	27-27	27.1	.451	.455	.723	6.1	3.1	46	27	10.9	123-95	23.6	.442	.324	.598	4.7	2.1	156	88	7.1
MILES, Darius	15-0	3.6	.440	.353	.833	0.8	0.1	2	2	2.2	15-0	3.6	.440	.353	.833	0.8	0.1	2	2	2.2
PETTY JR., John	26-25	31.2	.446	.386	.760	5.1	2.0	31	14	12.8	125-98	30.3	.428	.386	.707	4.5	2.0	98	57	11.8
PRIMO, Joshua	27-18	22.8	.421	.386	.756	3.4	0.9	17	7	8.1	27-18	22.8	.421	.386	.756	3.4	0.9	17	7	8.1
QUINERLY, Jaden	1-0	0.8	1.000	.000	.000	0.0	0.0	0	0	2.0	1-0	0.8	1.000	.000	.000	0.0	0.0	0	0	2.0
QUINERLY, Jahvon	24-7	24.4	.471	.441	.719	1.9	3.0	18	1	12.3	24-7	24.4	.471	.441	.719	1.9	3.0	18	1	12.3
REESE, Alex	27-9	15.0	.354	.255	.786	2.9	0.6	13	14	5.2	118-36	15.7	.385	.305	.728	3.3	0.6	51	63	6.1
ROJAS, James	25-1	12.0	.333	.208	.667	3.1	0.4	14	6	3.2	25-1	12.0	.333	.208	.667	3.1	0.4	14	6	3.2
SHACKELFORD, Jaden	27-26	29.6	.408	.331	.752	4.0	2.0	24	2	14.4	58-45	29.5	.411	.347	.760	4.3	1.7	41	8	14.8
WALL, Kendall	13-0	1.7	.222	.000	.000	0.6	0.1	2	1	0.3	13-0	1.7	.222	.000	.000	0.6	0.1	2	1	0.3

## Scoring

Player	Season Statistics								Career Statistics							
	FG-FGA	FG%	3FG-3FGA	3FG%	FT-FTA	FT%	PTS	PTS/G	FG-FGA	FG%	3FG-3FGA	3FG%	FT-FTA	FT%	PTS	PTS/G
AMBROSE-HYLTON, Keon	8-12	.667	0-0	.000	1-4	.250	17	1.1	8-12	.667	0-0	.000	1-4	.250	17	1.1
BARNES, Tyler	0-2	.000	0-2	.000	2-4	.500	2	0.2	0-5	.000	0-3	.000	2-6	.333	2	0.1
BRUNER, Jordan	44-97	.454	19-57	.333	19-27	.704	126	7.0	44-97	.454	19-57	.333	19-27	.704	126	7.0
COTTRELL, Adam	0-0	.000	0-0	.000	0-0	.000	0	0.0	0-0	.000	0-0	.000	0-0	.000	0	0.0
ELLIS, Keon	44-91	.484	16-42	.381	28-39	.718	132	5.1	44-91	.484	16-42	.381	28-39	.718	132	5.1
GARY, Juwan	31-66	.470	1-9	.111	10-22	.455	73	3.0	31-66	.470	1-9	.111	10-22	.455	73	3.0
HEARD, Delaney	0-1	.000	0-0	.000	0-0	.000	0	0.0	0-1	.000	0-0	.000	0-0	.000	0	0.0
JOHNSON, Britton	2-5	.400	2-5	.400	0-0	.000	6	0.6	3-8	.375	3-8	.375	0-0	.000	9	0.4
JONES, Herbert	101-224	.451	20-44	.455	73-101	.723	295	10.9	312-706	.442	34-105	.324	214-358	.598	872	7.1
MILES, Darius	11-25	.440	6-17	.353	5-6	.833	33	2.2	11-25	.440	6-17	.353	5-6	.833	33	2.2
PETTY JR., John	116-260	.446	64-166	.386	38-50	.760	334	12.8	496-1160	.428	298-772	.386	181-256	.707	1471	11.8
PRIMO, Joshua	75-178	.421	39-101	.386	31-41	.756	220	8.1	75-178	.421	39-101	.386	31-41	.756	220	8.1
QUINERLY, Jaden	1-1	1.000	0-0	.000	0-0	.000	2	2.0	1-1	1.000	0-0	.000	0-0	.000	2	2.0
QUINERLY, Jahvon	104-221	.471	41-93	.441	46-64	.719	295	12.3	104-221	.471	41-93	.441	46-64	.719	295	12.3
REESE, Alex	52-147	.354	26-102	.255	11-14	.786	141	5.2	249-647	.385	128-419	.305	91-125	.728	717	6.1
ROJAS, James	25-75	.333	5-24	.208	24-36	.667	79	3.2	25-75	.333	5-24	.208	24-36	.667	79	3.2
SHACKELFORD, Jaden	128-314	.408	49-148	.331	85-113	.752	390	14.4	276-672	.411	133-383	.347	171-225	.760	856	14.8
WALL, Kendall	2-9	.222	0-2	.000	0-1	.000	4	0.3	2-9	.222	0-2	.000	0-1	.000	4	0.3

## 2020-21 TEAM STATS



2020-21 Alabama Men's Basketball  
Overall Team Statistics  
All games

Page 1/1  
as of Mar 06, 2021

## Team Statistics

	BAMA	OPP
<b>Scoring</b>	<b>2149</b>	<b>1898</b>
Points per game	79.6	70.3
Scoring margin	+9.3	-
<b>Field goals-att</b>	<b>744-1728</b>	<b>680-1664</b>
Field goal pct	.431	.409
<b>3 point fg-att</b>	<b>288-812</b>	<b>162-558</b>
3-point FG pct	.355	.290
3-pt FG made per game	10.7	6.0
<b>Free throws-att</b>	<b>373-522</b>	<b>376-550</b>
Free throw pct	.715	.684
F-Throws made per game	13.8	13.9
<b>Rebounds</b>	<b>1088</b>	<b>1043</b>
Rebounds per game	40.3	38.6
Rebounding margin	+1.7	-
<b>Assists</b>	<b>381</b>	<b>300</b>
Assists per game	14.1	11.1
<b>Turnovers</b>	<b>386</b>	<b>433</b>
Turnovers per game	14.3	16.0
Turnover margin	+1.7	-
Assist/turnover ratio	1.0	0.7
<b>Steals</b>	<b>234</b>	<b>220</b>
Steals per game	8.7	8.1
<b>Blocks</b>	<b>112</b>	<b>127</b>
Blocks per game	4.1	4.7
<b>Winning streak</b>	<b>3</b>	<b>-</b>
Home win streak	10	-
<b>Attendance</b>	<b>26685</b>	<b>27305</b>
Home games-Avg/Game	13-2053	10-2731
Neutral site-Avg/Game	-	4-0

## Score by Periods

Team	1st	2nd	OT	TOT
Alabama	1003	1146	0	2149
Opponents	895	1003	0	1898

## 2020-21 POINTS-REBOUNDS-ASSISTS



2020-21 Alabama Men's Basketball  
Points-rebounds-assists  
All games

Page 1/2  
as of Mar 06, 2021

Opponent	Date	Score	W	1 JONES,HERB	2 BRUNER,JOR	3 REESE,ALEX	4 GARY,JUWAN	5 SHACKELFOR	10 HEARD,DELA	11 PRIMO,JOSH	12 MILES,DARI	13 QUINERLY,J	14 ELLIS,KEON	15 BARNES,TYL
JSU	11/25/2020	81-57	W	12-12-0	4-3-1	0-1-0	0-0-0	18-12-2	DNP	5-3-1	2-2-0	18-1-3	0-2-2	DNP
vs Stan	11/30/2020	64-82	L	8-4-2	8-3-1	5-5-1	1-0-0	10-3-0	DNP	0-2-3	3-0-0	14-0-2	3-1-0	DNP
vs UNLV	12/01/2020	86-74	W	16-4-2	2-7-4	3-5-0	DNP	13-5-4	DNP	11-3-0	DNP	19-4-4	DNP	DNP
vs PROV	12/02/2020	88-71	W	11-8-5	7-7-0	6-2-0	0-1-0	15-6-1	DNP	15-3-1	0-0-0	10-1-3	2-1-0	0-0-0
vs Clem	12/12/2020	56-64	L	17-4-2	3-2-1	5-5-0	0-0-0	5-1-1	DNP	6-2-0	DNP	7-3-2	0-1-0	DNP
Furman	12/15/2020	83-80	W	18-12-4	9-6-2	6-0-1	10-3-0	13-4-1	DNP	5-2-1	DNP	3-0-3	2-0-1	DNP
WestKy	12/19/2020	71-73	L	16-4-0	14-6-0	0-0-0	2-1-0	12-4-1	DNP	8-4-0	DNP	9-1-3	1-1-0	DNP
ETSU	12/22/2020	85-69	W	8-6-2	8-8-4	7-2-2	6-4-0	26-4-2	0-0-0	3-3-0	0-1-0	14-2-9	7-3-1	0-1-0
OM	12/29/2020	82-64	W	3-3-2	5-5-0	10-4-2	0-0-0	9-7-4	DNP	6-6-1	2-0-0	24-5-0	5-4-3	0-1-1
at UT	01/02/2021	71-63	W	11-8-1	8-6-0	0-4-0	0-0-0	9-1-2	DNP	11-5-1	DNP	12-2-5	3-3-0	DNP
UF	01/05/2021	86-71	W	16-5-1	6-7-4	5-3-0	0-2-0	16-3-0	0-1-0	0-2-2	DNP	DNP	16-8-2	0-0-0
at AUB	01/09/2021	94-90	W	19-8-2	20-7-4	3-1-1	0-0-0	11-7-1	DNP	22-5-3	DNP	DNP	7-1-1	DNP
at UK	01/12/2021	85-65	W	8-1-2	8-2-2	8-2-1	4-5-0	18-2-6	DNP	12-2-1	0-0-0	DNP	0-6-0	1-1-0
Ark	01/16/2021	90-59	W	13-4-2	DNP	3-3-1	9-3-0	16-1-3	DNP	3-5-3	8-1-0	7-4-4	7-2-2	0-1-0
at LSU	01/19/2021	105-75	W	13-3-5	DNP	4-4-0	0-3-1	6-2-8	DNP	22-4-0	9-1-0	22-1-1	1-4-0	0-1-0
MSU	01/23/2021	81-73	W	17-5-7	DNP	11-4-1	2-0-1	12-4-3	DNP	16-3-0	DNP	4-3-5	3-4-2	DNP
UK	01/26/2021	70-59	W	13-9-8	DNP	3-4-0	6-3-0	21-5-1	DNP	10-2-1	DNP	5-2-1	2-2-0	DNP
at OU	01/30/2021	61-66	L	7-6-5	DNP	15-5-2	0-1-0	14-3-2	DNP	5-3-0	DNP	0-1-1	11-5-1	DNP
LSU	02/03/2021	78-60	W	4-8-1	DNP	13-4-1	12-7-0	19-3-2	DNP	2-5-1	2-2-2	10-3-3	10-7-0	0-0-0
at Mizzou	02/06/2021	65-68	L	7-5-1	DNP	3-2-0	3-4-1	15-4-1	DNP	0-5-1	0-0-0	12-1-1	12-5-0	DNP
at USC	02/09/2021	81-78	W	3-5-7	DNP	9-4-1	2-1-0	10-4-1	DNP	12-3-2	0-0-0	13-1-1	6-3-3	DNP
UGa	02/13/2021	115-82	W	21-5-4	DNP	7-5-1	DNP	18-3-4	DNP	19-4-0	7-4-0	16-1-4	8-4-3	1-2-0
Vandy	02/20/2021	82-78	W	8-3-4	1-6-1	10-3-2	DNP	27-4-2	DNP	5-2-0	DNP	15-1-3	8-9-3	0-1-0
at Ark	02/24/2021	66-81	L	4-4-4	14-6-1	0-2-0	9-9-0	5-1-0	DNP	7-3-1	0-0-0	13-3-4	2-5-2	DNP
at MSU	02/27/2021	64-59	W	2-14-2	0-2-2	3-4-0	3-0-0	15-6-0	DNP	2-2-0	DNP	19-1-2	2-4-1	DNP
AUB	03/02/2021	70-58	W	10-9-6	3-1-0	0-1-0	4-4-0	23-3-0	DNP	2-3-0	0-0-0	11-1-3	5-2-2	0-0-0
at UGa	03/06/2021	89-79	W	10-6-4	6-0-0	2-0-0	0-5-0	14-6-2	DNP	11-5-2	0-1-0	18-4-4	9-5-1	DNP

Opponent	Date	Score	W	21 JOHNSON,BR	22 AMBROSE-HY	23 PETTY JR.	24 QUINERLY,J	25 COTTRELL,A	30 WALL,KENDA	33 ROJAS,JAME
JSU	11/25/2020	81-57	W	DNP	0-1-0	14-6-1	DNP	DNP	DNP	8-7-1
vs Stan	11/30/2020	64-82	L	DNP	0-1-0	7-6-0	DNP	DNP	2-2-0	3-3-1
vs UNLV	12/01/2020	86-74	W	DNP	DNP	22-4-6	DNP	DNP	DNP	0-3-1
vs PROV	12/02/2020	88-71	W	DNP	2-1-0	16-5-2	DNP	DNP	0-0-0	4-3-0
vs Clem	12/12/2020	56-64	L	DNP	0-0-0	10-4-1	DNP	DNP	DNP	3-2-1
Furman	12/15/2020	83-80	W	DNP	DNP	6-6-6	DNP	DNP	DNP	11-7-0
WestKy	12/19/2020	71-73	L	DNP	DNP	9-7-3	DNP	DNP	DNP	0-1-0
ETSU	12/22/2020	85-69	W	0-0-0	4-0-0	DNP	2-0-0	DNP	0-1-0	DNP
OM	12/29/2020	82-64	W	3-0-0	0-0-0	13-6-1	DNP	DNP	0-0-0	2-3-1
at UT	01/02/2021	71-63	W	DNP	DNP	17-6-2	DNP	DNP	0-1-0	0-3-0
UF	01/05/2021	86-71	W	0-0-0	0-0-0	12-2-2	DNP	DNP	0-0-0	15-7-1
at AUB	01/09/2021	94-90	W	DNP	DNP	10-8-2	DNP	DNP	DNP	2-1-0
at UK	01/12/2021	85-65	W	0-0-0	0-0-0	23-5-2	DNP	DNP	0-0-0	3-6-1
Ark	01/16/2021	90-59	W	3-0-1	4-4-0	17-4-1	DNP	DNP	0-0-1	0-3-0
at LSU	01/19/2021	105-75	W	0-1-0	2-1-2	24-4-2	DNP	DNP	2-3-0	0-7-1
MSU	01/23/2021	81-73	W	DNP	4-3-0	12-3-2	DNP	DNP	DNP	DNP
UK	01/26/2021	70-59	W	DNP	0-0-0	10-4-3	DNP	DNP	DNP	0-0-0
at OU	01/30/2021	61-66	L	DNP	0-1-0	9-5-1	DNP	DNP	DNP	0-0-0
LSU	02/03/2021	78-60	W	0-0-0	0-0-0	6-7-5	DNP	0-0-0	0-0-0	0-0-0
at Mizzou	02/06/2021	65-68	L	DNP	DNP	11-6-1	DNP	DNP	DNP	2-6-0
at USC	02/09/2021	81-78	W	DNP	DNP	20-8-1	DNP	DNP	DNP	6-4-0
UGa	02/13/2021	115-82	W	0-1-0	0-1-0	13-2-2	DNP	DNP	0-0-0	5-1-1
Vandy	02/20/2021	82-78	W	0-0-0	DNP	6-5-0	DNP	DNP	0-0-0	2-0-0
at Ark	02/24/2021	66-81	L	DNP	DNP	12-2-2	DNP	DNP	DNP	0-0-0
at MSU	02/27/2021	64-59	W	DNP	DNP	9-5-2	DNP	DNP	DNP	9-6-0
AUB	03/02/2021	70-58	W	0-0-0	1-0-0	11-6-2	DNP	DNP	0-1-0	0-0-0
at UGa	03/06/2021	89-79	W	DNP	DNP	15-7-1	DNP	DNP	DNP	4-4-0

## 2020-21 TEAM GAME-BY-GAME


2020-21 Alabama Men's Basketball  
Team Game-by-Game  
All games

Page 1/1  
as of Mar 06, 2021

Opponent	Date	Score		Total		3-Pointers		Free throws		Rebounds				PF	A	TO	BLK	STL	PTS	AVG
				FG-FGA	PCT	3FG-FGA	PCT	FT-FTA	PCT	OFF	DEF	TOT	AVG							
Jacksonville St.	11/25/2020	81-57	W	30-77	.390	7-31	.226	14-20	.700	20	35	55	55.0	17	11	10	4	8	81	81.0
vs Stanford	11/30/2020	64-82	L	24-67	.358	7-29	.241	9-15	.600	7	24	31	43.0	20	10	15	5	10	64	72.5
vs UNLV	12/01/2020	86-74	W	29-60	.483	15-40	.375	13-19	.684	5	31	36	40.7	10	21	11	4	4	86	77.0
vs Providence	12/02/2020	88-71	W	29-62	.468	12-29	.414	18-23	.783	18	30	48	42.5	23	12	13	0	5	88	79.8
vs Clemson	12/12/2020	56-64	L	17-56	.304	3-22	.136	19-22	.864	8	20	28	39.6	17	8	15	1	17	56	75.0
Furman	12/15/2020	83-80	W	30-67	.448	10-31	.323	13-25	.520	21	28	49	41.2	14	19	10	4	5	83	76.3
Western Ky.	12/19/2020	71-73	L	22-56	.393	7-26	.269	20-26	.769	13	22	35	40.3	16	7	19	3	8	71	75.6
ETSU	12/22/2020	85-69	W	29-60	.483	12-34	.353	15-26	.577	13	26	39	40.1	20	20	12	5	9	85	76.8
Ole Miss	12/29/2020	82-64	W	28-65	.431	12-37	.324	14-24	.583	14	32	46	40.8	27	15	15	5	6	82	77.3
at Tennessee	01/02/2021	71-63	W	26-62	.419	10-20	.500	9-17	.529	13	30	43	41.0	18	11	12	5	4	71	76.7
Florida	01/05/2021	86-71	W	31-67	.463	8-20	.400	16-21	.762	15	29	44	41.3	18	12	13	6	10	86	77.5
at Auburn	01/09/2021	94-90	W	30-73	.411	10-32	.313	24-29	.828	15	27	42	41.3	25	14	17	5	15	94	78.9
at Kentucky	01/12/2021	85-65	W	31-68	.456	14-30	.467	9-13	.692	13	23	36	40.9	23	15	11	3	9	85	79.4
Arkansas	01/16/2021	90-59	W	31-64	.484	15-36	.417	13-17	.765	9	34	43	41.1	16	18	14	4	12	90	80.1
at LSU	01/19/2021	105-75	W	38-68	.559	23-43	.535	6-9	.667	9	34	43	41.2	19	20	16	4	7	105	81.8
Mississippi St.	01/23/2021	81-73	W	28-61	.459	14-34	.412	11-13	.846	8	24	32	40.6	12	21	15	6	13	81	81.8
Kentucky	01/26/2021	70-59	W	20-51	.392	6-20	.300	24-28	.857	6	28	34	40.2	15	14	14	5	6	70	81.1
at Oklahoma	01/30/2021	61-66	L	21-54	.389	10-28	.357	9-14	.643	6	28	34	39.9	17	12	16	3	7	61	79.9
LSU	02/03/2021	78-60	W	33-69	.478	6-24	.250	6-6	1.000	10	41	51	40.5	18	15	17	5	9	78	79.8
at Missouri	02/06/2021	65-68	L	22-66	.333	9-25	.360	12-21	.571	13	30	43	40.6	17	6	13	2	11	65	79.1
at South Carolina	02/09/2021	81-78	W	26-68	.382	12-34	.353	17-20	.850	18	23	41	40.6	19	16	22	8	8	81	79.2
Georgia	02/13/2021	115-82	W	36-56	.643	18-30	.600	25-30	.833	5	31	36	40.4	25	19	18	5	5	115	80.8
Vanderbilt	02/20/2021	82-78	W	26-61	.426	10-39	.256	20-28	.714	10	27	37	40.3	19	15	9	5	8	82	80.9
at Arkansas	02/24/2021	66-81	L	26-69	.377	11-33	.333	3-8	.375	13	25	38	40.2	32	14	16	3	4	66	80.3
at Mississippi St.	02/27/2021	64-59	W	21-65	.323	7-28	.250	15-17	.882	17	28	45	40.4	17	9	14	3	11	64	79.6
Auburn	03/02/2021	70-58	W	27-68	.397	10-35	.286	6-11	.545	12	22	34	40.1	15	13	7	2	13	70	79.2
at Georgia	03/06/2021	89-79	W	33-68	.485	10-22	.455	13-20	.650	14	31	45	40.3	17	14	22	7	10	89	79.6
<b>Total</b>		<b>2149</b>		<b>744-1728</b>	<b>.431</b>	<b>288-812</b>	<b>.355</b>	<b>373-522</b>	<b>.715</b>	<b>325</b>	<b>763</b>	<b>1088</b>	<b>40.3</b>	<b>506</b>	<b>381</b>	<b>386</b>	<b>112</b>	<b>234</b>	<b>2149</b>	<b>79.6</b>
Opponents		1898		680-1664	.409	162-558	.290	376-550	.684	309	734	1043	38.6	506	300	433	127	220	1898	70.3

## Alabama Averages

Games Played	Points/game	FG Pct	3FG Pct	FT Pct	Rebounds/game	Assists/game	Turnovers/game	Assist/Turnover ratio	Steals/game	Blocks/game
27	79.6	43.1	35.5	71.5	40.3	14.1	14.3	1.0	8.7	4.1



## 2020-21 OPPONENT GAME-BY-GAME



2020-21 Alabama Men's Basketball  
Opponents Game-by-Game  
All games

Page 1/1  
as of Mar 06, 2021

Opponent	Date	Score		Total		3-Pointers		Free throws		Rebounds				PF	A	TO	BLK	STL	PTS	AVG
				FG-FGA	PCT	3FG-FGA	PCT	FT-FTA	PCT	OFF	DEF	TOT	AVG							
Jacksonville St.	11/25/2020	81-57	W	19-69	.275	9-32	.281	10-17	.588	20	29	49	49.0	20	10	20	2	5	57	57.0
vs Stanford	11/30/2020	64-82	L	31-60	.517	8-15	.533	12-19	.632	8	39	47	48.0	18	15	22	5	8	82	69.5
vs UNLV	12/01/2020	86-74	W	29-69	.420	13-33	.394	3-4	.750	7	30	37	44.3	19	13	10	2	6	74	71.0
vs Providence	12/02/2020	88-71	W	23-55	.418	5-23	.217	20-27	.741	8	20	28	40.3	20	11	9	3	9	71	71.0
vs Clemson	12/12/2020	56-64	L	27-57	.474	5-19	.263	5-11	.455	12	31	43	40.8	17	13	21	7	8	64	69.6
Furman	12/15/2020	83-80	W	28-59	.475	13-36	.361	11-13	.846	5	23	28	38.7	21	16	10	1	8	80	71.3
Western Ky.	12/19/2020	71-73	L	27-60	.450	3-11	.273	16-21	.762	13	25	38	38.6	23	10	17	3	11	73	71.6
ETSU	12/22/2020	85-69	W	24-50	.480	9-25	.360	12-19	.632	5	24	29	37.4	25	9	20	2	5	69	71.3
Ole Miss	12/29/2020	82-64	W	22-65	.338	1-13	.077	19-35	.543	19	28	47	38.4	23	3	17	3	7	64	70.4
at Tennessee	01/02/2021	71-63	W	21-66	.318	4-21	.190	17-26	.654	18	28	46	39.2	16	7	9	7	3	63	69.7
Florida	01/05/2021	86-71	W	27-68	.397	9-20	.450	8-14	.571	15	24	39	39.2	19	14	14	4	9	71	69.8
at Auburn	01/09/2021	94-90	W	29-62	.468	8-27	.296	24-28	.857	8	31	39	39.2	22	17	20	10	9	90	71.5
at Kentucky	01/12/2021	85-65	W	21-61	.344	4-18	.222	19-24	.792	18	26	44	39.5	18	7	19	9	5	65	71.0
Arkansas	01/16/2021	90-59	W	21-63	.333	4-17	.235	13-18	.722	10	26	36	39.3	15	8	18	5	9	59	70.1
at LSU	01/19/2021	105-75	W	28-74	.378	5-26	.192	14-22	.636	17	23	40	39.3	9	10	12	4	11	75	70.5
Mississippi St.	01/23/2021	81-73	W	27-61	.443	4-14	.286	15-17	.882	11	25	36	39.1	12	7	16	5	13	73	70.6
Kentucky	01/26/2021	70-59	W	19-54	.352	6-14	.429	15-17	.882	7	27	34	38.8	25	11	17	5	9	59	69.9
at Oklahoma	01/30/2021	61-66	L	25-62	.403	8-21	.381	8-14	.571	13	29	42	39.0	16	9	14	1	9	66	69.7
LSU	02/03/2021	78-60	W	20-65	.308	4-17	.235	16-22	.727	9	26	35	38.8	13	8	13	6	14	60	69.2
at Missouri	02/06/2021	65-68	L	28-62	.452	3-20	.150	9-14	.643	9	36	45	39.1	18	11	16	9	11	68	69.2
at South Carolina	02/09/2021	81-78	W	32-72	.444	6-25	.240	8-14	.571	15	24	39	39.1	22	15	19	7	12	78	69.6
Georgia	02/13/2021	115-82	W	28-65	.431	2-19	.105	24-31	.774	12	17	29	38.6	25	12	13	4	10	82	70.1
Vanderbilt	02/20/2021	82-78	W	25-57	.439	10-23	.435	18-24	.750	9	27	36	38.5	22	11	15	1	5	78	70.5
at Arkansas	02/24/2021	66-81	L	25-54	.463	4-14	.286	27-43	.628	9	30	39	38.5	18	15	13	11	4	81	70.9
at Mississippi St.	02/27/2021	64-59	W	24-59	.407	1-12	.083	10-17	.588	11	29	40	38.6	17	10	16	7	5	59	70.4
Auburn	03/02/2021	70-58	W	21-53	.396	6-24	.250	10-16	.625	14	32	46	38.9	16	10	23	3	4	58	70.0
at Georgia	03/06/2021	89-79	W	29-62	.468	8-19	.421	13-23	.565	7	25	32	38.6	17	18	20	1	11	79	70.3
<b>Total</b>		<b>1898</b>		<b>680-1664</b>	<b>.409</b>	<b>162-558</b>	<b>.290</b>	<b>376-550</b>	<b>.684</b>	<b>309</b>	<b>734</b>	<b>1043</b>	<b>38.6</b>	<b>506</b>	<b>300</b>	<b>433</b>	<b>127</b>	<b>220</b>	<b>1898</b>	<b>70.3</b>
Alabama		2149		744-1728	.431	288-812	.355	373-522	.715	325	763	1088	40.3	506	381	386	112	234	2149	79.6

## Opponents Averages

Games Played	Points/game	FG Pct	3FG Pct	FT Pct	Rebounds/game	Assists/game	Turnovers/game	Assist/Turnover ratio	Steals/game	Blocks/game
27	70.3	40.9	29.0	68.4	38.6	11.1	16.0	0.7	8.1	4.7

## 2020-21 TEAM HIGHS/LOWS



2020-21 Alabama Men's Basketball  
Team High/Low Analysis  
All games

Page 1/4  
as of Mar 06, 2021

## Alabama - Game Highs

POINTS	115		Georgia (02/13/2021)
	105		at LSU (01/19/2021)
	94		at Auburn (01/09/2021)
	90		Arkansas (01/16/2021)
	89		at Georgia (03/06/2021)
FIELD GOALS MADE	38		at LSU (01/19/2021)
	36		Georgia (02/13/2021)
FIELD GOAL ATTEMPTS	77		Jacksonville St. (11/25/2020)
	73		at Auburn (01/09/2021)
FIELD GOAL PERCENTAGE	.643	(36-56)	Georgia (02/13/2021)
	.559	(38-68)	at LSU (01/19/2021)
3 PT FG MADE	23		at LSU (01/19/2021)
	18		Georgia (02/13/2021)
3 PT FG ATTEMPTS	43		at LSU (01/19/2021)
	40		vs UNLV (N) (12/01/2020)
3 PT FG PERCENTAGE	.600	(18-30)	Georgia (02/13/2021)
	.535	(23-43)	at LSU (01/19/2021)
FREE THROWS MADE	25		Georgia (02/13/2021)
	24		Kentucky (01/26/2021)
	24		at Auburn (01/09/2021)
FREE THROW ATTEMPTS	30		Georgia (02/13/2021)
	29		at Auburn (01/09/2021)
FREE THROW PERCENTAGE	1.000	(6-6)	LSU (02/03/2021)
	.882	(15-17)	at Mississippi St. (02/27/2021)
REBOUNDS	55		Jacksonville St. (11/25/2020)
	51		LSU (02/03/2021)
ASSISTS	21		Mississippi St. (01/23/2021)
	21		vs UNLV (N) (12/01/2020)
STEALS	17		vs Clemson (N) (12/12/2020)
	15		at Auburn (01/09/2021)
BLOCKED SHOTS	8		at South Carolina (02/09/2021)
	7		at Georgia (03/06/2021)
TURNOVERS	22		at Georgia (03/06/2021)
	22		at South Carolina (02/09/2021)
FOULS	32		at Arkansas (02/24/2021)
	27		Ole Miss (12/29/2020)

## 2020-21 TEAM HIGHS/LOWS



2020-21 Alabama Men's Basketball  
Team High/Low Analysis  
All games

Page 2/4  
as of Mar 06, 2021

## Opponent - Game Highs

POINTS	90		at Auburn (01/09/2021)
	82		Georgia (02/13/2021)
	82		vs Stanford (N) (11/30/2020)
	81		at Arkansas (02/24/2021)
	80		Furman (12/15/2020)
FIELD GOALS MADE	32		at South Carolina (02/09/2021)
	31		vs Stanford (N) (11/30/2020)
FIELD GOAL ATTEMPTS	74		at LSU (01/19/2021)
	72		at South Carolina (02/09/2021)
FIELD GOAL PERCENTAGE	.517	(31-60)	vs Stanford (N) (11/30/2020)
	.480	(24-50)	ETSU (12/22/2020)
3 PT FG MADE	13		Furman (12/15/2020)
	13		vs UNLV (N) (12/01/2020)
3 PT FG ATTEMPTS	36		Furman (12/15/2020)
	33		vs UNLV (N) (12/01/2020)
3 PT FG PERCENTAGE	.533	(8-15)	vs Stanford (N) (11/30/2020)
	.450	(9-20)	Florida (01/05/2021)
FREE THROWS MADE	27		at Arkansas (02/24/2021)
	24		Georgia (02/13/2021)
	24		at Auburn (01/09/2021)
FREE THROW ATTEMPTS	43		at Arkansas (02/24/2021)
	35		Ole Miss (12/29/2020)
FREE THROW PERCENTAGE	.882	(15-17)	Kentucky (01/26/2021)
	.882	(15-17)	Mississippi St. (01/23/2021)
REBOUNDS	49		Jacksonville St. (11/25/2020)
	47		Ole Miss (12/29/2020)
	47		vs Stanford (N) (11/30/2020)
ASSISTS	18		at Georgia (03/06/2021)
	17		at Auburn (01/09/2021)
STEALS	14		LSU (02/03/2021)
	13		Mississippi St. (01/23/2021)
BLOCKED SHOTS	11		at Arkansas (02/24/2021)
	10		at Auburn (01/09/2021)
TURNOVERS	23		Auburn (03/02/2021)
	22		vs Stanford (N) (11/30/2020)
FOULS	25		Georgia (02/13/2021)
	25		Kentucky (01/26/2021)
	25		ETSU (12/22/2020)

## 2020-21 TEAM HIGHS/LOWS



2020-21 Alabama Men's Basketball  
Team High/Low Analysis  
All games

Page 3/4  
as of Mar 06, 2021

## Alabama - Game Lows

POINTS	56		vs Clemson (N) (12/12/2020)
	61		at Oklahoma (01/30/2021)
	64		at Mississippi St. (02/27/2021)
	64		vs Stanford (N) (11/30/2020)
	65		at Missouri (02/06/2021)
FIELD GOALS MADE	17		vs Clemson (N) (12/12/2020)
	20		Kentucky (01/26/2021)
FIELD GOAL ATTEMPTS	51		Kentucky (01/26/2021)
	54		at Oklahoma (01/30/2021)
FIELD GOAL PERCENTAGE	.304	(17-56)	vs Clemson (N) (12/12/2020)
	.323	(21-65)	at Mississippi St. (02/27/2021)
3 PT FG MADE	3		vs Clemson (N) (12/12/2020)
	6		LSU (02/03/2021)
	6		Kentucky (01/26/2021)
3 PT FG ATTEMPTS	20		Kentucky (01/26/2021)
	20		Florida (01/05/2021)
	20		at Tennessee (01/02/2021)
3 PT FG PERCENTAGE	.136	(3-22)	vs Clemson (N) (12/12/2020)
	.226	(7-31)	Jacksonville St. (11/25/2020)
FREE THROWS MADE	3		at Arkansas (02/24/2021)
	6		Auburn (03/02/2021)
	6		LSU (02/03/2021)
	6		at LSU (01/19/2021)
FREE THROW ATTEMPTS	6		LSU (02/03/2021)
	8		at Arkansas (02/24/2021)
FREE THROW PERCENTAGE	.375	(3-8)	at Arkansas (02/24/2021)
	.520	(13-25)	Furman (12/15/2020)
REBOUNDS	28		vs Clemson (N) (12/12/2020)
	31		vs Stanford (N) (11/30/2020)
ASSISTS	6		at Missouri (02/06/2021)
	7		Western Ky. (12/19/2020)
STEALS	4		at Arkansas (02/24/2021)
	4		at Tennessee (01/02/2021)
	4		vs UNLV (N) (12/01/2020)
BLOCKED SHOTS	0		vs Providence (N) (12/02/2020)
	1		vs Clemson (N) (12/12/2020)
TURNOVERS	7		Auburn (03/02/2021)
	9		Vanderbilt (02/20/2021)
FOULS	10		vs UNLV (N) (12/01/2020)
	12		Mississippi St. (01/23/2021)



## 2020-21 TEAM HIGHS/LOWS



2020-21 Alabama Men's Basketball  
Team High/Low Analysis  
All games

Page 4/4  
as of Mar 06, 2021

## Opponent - Game Lows

POINTS	57		Jacksonville St. (11/25/2020)
	58		Auburn (03/02/2021)
	59		at Mississippi St. (02/27/2021)
	59		Kentucky (01/26/2021)
	59		Arkansas (01/16/2021)
FIELD GOALS MADE	19		Kentucky (01/26/2021)
	19		Jacksonville St. (11/25/2020)
FIELD GOAL ATTEMPTS	50		ETSU (12/22/2020)
	53		Auburn (03/02/2021)
FIELD GOAL PERCENTAGE	.275	(19-69)	Jacksonville St. (11/25/2020)
	.308	(20-65)	LSU (02/03/2021)
3 PT FG MADE	1		at Mississippi St. (02/27/2021)
	1		Ole Miss (12/29/2020)
3 PT FG ATTEMPTS	11		Western Ky. (12/19/2020)
	12		at Mississippi St. (02/27/2021)
3 PT FG PERCENTAGE	.077	(1-13)	Ole Miss (12/29/2020)
	.083	(1-12)	at Mississippi St. (02/27/2021)
FREE THROWS MADE	3		vs UNLV (N) (12/01/2020)
	5		vs Clemson (N) (12/12/2020)
FREE THROW ATTEMPTS	4		vs UNLV (N) (12/01/2020)
	11		vs Clemson (N) (12/12/2020)
FREE THROW PERCENTAGE	.455	(5-11)	vs Clemson (N) (12/12/2020)
	.543	(19-35)	Ole Miss (12/29/2020)
REBOUNDS	28		Furman (12/15/2020)
	28		vs Providence (N) (12/02/2020)
ASSISTS	3		Ole Miss (12/29/2020)
	7		Mississippi St. (01/23/2021)
	7		at Kentucky (01/12/2021)
	7		at Tennessee (01/02/2021)
STEALS	3		at Tennessee (01/02/2021)
	4		Auburn (03/02/2021)
	4		at Arkansas (02/24/2021)
BLOCKED SHOTS	1		at Georgia (03/06/2021)
	1		Vanderbilt (02/20/2021)
	1		at Oklahoma (01/30/2021)
	1		Furman (12/15/2020)
TURNOVERS	9		at Tennessee (01/02/2021)
	9		vs Providence (N) (12/02/2020)
FOULS	10		at LSU (01/19/2021)
	12		Mississippi St. (01/23/2021)

## 2020-21 PLAYER HIGHS/LOWS



2020-21 Alabama Men's Basketball  
Player Highs Analysis  
All games

Page 1/4  
as of Mar 06, 2021

## Alabama - Individual Game Highs

POINTS	27		Jaden Shackelford vs Vanderbilt (02/20/2021)
	26		Jaden Shackelford vs ETSU (12/22/2020)
	24		John Petty Jr. at LSU (01/19/2021)
	24		Jahvon Quinerly vs Ole Miss (12/29/2020)
	23		Jaden Shackelford vs Auburn (03/02/2021)
	23		John Petty Jr. at Kentucky (01/12/2021)
FIELD GOALS MADE	10		Jaden Shackelford vs Vanderbilt (02/20/2021)
	9		John Petty Jr. at Kentucky (01/12/2021)
FIELD GOAL ATTEMPTS	21		Jaden Shackelford vs Vanderbilt (02/20/2021)
	17		Joshua Primo at Auburn (01/09/2021)
FIELD GOAL PERCENTAGE (min 5 made)	.857	(6-7)	John Petty Jr. at Tennessee (01/02/2021)
	.833	(5-6)	Keon Ellis vs Florida (01/05/2021)
3 PT FG MADE	8		John Petty Jr. at LSU (01/19/2021)
	8		Jaden Shackelford vs ETSU (12/22/2020)
3 PT FG ATTEMPTS	13		Jaden Shackelford vs ETSU (12/22/2020)
	10		John Petty Jr. at South Carolina (02/09/2021)
	10		Alex Reese at Oklahoma (01/30/2021)
	10		John Petty Jr. vs Mississippi St. (01/23/2021)
	10		John Petty Jr. at LSU (01/19/2021)
	10		John Petty Jr. vs UNLV (N) (12/01/2020)
3 PT FG PERCENTAGE (min 2 made)	1.000	(4-4)	Jahvon Quinerly vs Georgia (02/13/2021)
	1.000	(4-4)	John Petty Jr. at Tennessee (01/02/2021)
	1.000	(3-3)	Keon Ellis vs Florida (01/05/2021)
	1.000	(2-2)	Keon Ellis vs LSU (02/03/2021)
	1.000	(2-2)	Herbert Jones vs Furman (12/15/2020)
FREE THROWS MADE	11		Herbert Jones vs Clemson (N) (12/12/2020)
	10		Jaden Shackelford vs Kentucky (01/26/2021)
FREE THROW ATTEMPTS	12		Herbert Jones vs Clemson (N) (12/12/2020)
	10		Herbert Jones vs Kentucky (01/26/2021)
	10		Jaden Shackelford vs Kentucky (01/26/2021)
	10		Jahvon Quinerly vs Ole Miss (12/29/2020)
FREE THROW PERCENTAGE (min 3 made)	1.000	(10-10)	Jaden Shackelford vs Kentucky (01/26/2021)
	1.000	(8-8)	Joshua Primo at Auburn (01/09/2021)
	1.000	(6-6)	Jahvon Quinerly at Georgia (03/06/2021)
	1.000	(6-6)	Jahvon Quinerly vs UNLV (N) (12/01/2020)
	1.000	(5-5)	Herbert Jones at Auburn (01/09/2021)
	1.000	(5-5)	Keon Ellis at Auburn (01/09/2021)
	1.000	(5-5)	John Petty Jr. vs Clemson (N) (12/12/2020)
	1.000	(5-5)	Jaden Shackelford vs Jacksonville St. (11/25/2020)
	1.000	(4-4)	James Rojas at Mississippi St. (02/27/2021)
	1.000	(4-4)	John Petty Jr. at Mississippi St. (02/27/2021)
	1.000	(4-4)	Joshua Primo vs Georgia (02/13/2021)
	1.000	(4-4)	Jaden Shackelford at South Carolina (02/09/2021)
	1.000	(4-4)	James Rojas at South Carolina (02/09/2021)
	1.000	(4-4)	Jaden Shackelford vs LSU (02/03/2021)
	1.000	(4-4)	Herbert Jones at LSU (01/19/2021)
	1.000	(4-4)	Jaden Shackelford vs Florida (01/05/2021)
	1.000	(4-4)	Jaden Shackelford vs Providence (N) (12/02/2020)
	1.000	(3-3)	James Rojas vs Georgia (02/13/2021)
	1.000	(3-3)	John Petty Jr. at South Carolina (02/09/2021)
	1.000	(3-3)	Joshua Primo at Kentucky (01/12/2021)
REBOUNDS	14		Herbert Jones at Mississippi St. (02/27/2021)
	12		Herbert Jones vs Furman (12/15/2020)
	12		Jaden Shackelford vs Jacksonville St. (11/25/2020)
	12		Herbert Jones vs Jacksonville St. (11/25/2020)



## 2020-21 PLAYER HIGHS/LOWS



2020-21 Alabama Men's Basketball  
Player Highs Analysis  
All games

Page 2/4  
as of Mar 06, 2021

## Alabama - Individual Game Highs

<b>ASSISTS</b>	9	Jahvon Quinerly vs ETSU (12/22/2020)
	8	Herbert Jones vs Kentucky (01/26/2021)
	8	Jaden Shackelford at LSU (01/19/2021)
<b>STEALS</b>	5	Herbert Jones at Auburn (01/09/2021)
	5	Jordan Bruner vs Clemson (N) (12/12/2020)
<b>BLOCKED SHOTS</b>	3	Herbert Jones vs Georgia (02/13/2021)
	3	Herbert Jones vs Mississippi St. (01/23/2021)
	3	James Rojas at LSU (01/19/2021)
	3	Juwan Gary vs Arkansas (01/16/2021)
	3	Alex Reese vs Florida (01/05/2021)
<b>TURNOVERS</b>	6	Jordan Bruner at Tennessee (01/02/2021)
	6	Herbert Jones at Georgia (03/06/2021)
<b>FOULS</b>	5	Jahvon Quinerly vs Western Ky. (12/19/2020)
	5	Jaden Shackelford at Arkansas (02/24/2021)
	5	Herbert Jones at Arkansas (02/24/2021)
	5	John Petty Jr. at Arkansas (02/24/2021)
	5	Herbert Jones vs Vanderbilt (02/20/2021)
	5	Herbert Jones at South Carolina (02/09/2021)
	5	Alex Reese at Kentucky (01/12/2021)
	5	Keon Ellis at Auburn (01/09/2021)
	5	Herbert Jones vs Ole Miss (12/29/2020)
	5	Jahvon Quinerly vs ETSU (12/22/2020)

## 2020-21 PLAYER HIGHS/LOWS


**2020-21 Alabama Men's Basketball**  
**Player Highs Analysis**  
**All games**

 Page 3/4  
 as of Mar 06, 2021
**Opponent - Individual Game Highs**

<b>POINTS</b>	28		Moses Moody vs Arkansas (01/16/2021)
	27		D.J. Stewart Jr. vs Mississippi St. (01/23/2021)
	27		Charles Bassey vs Western Ky. (12/19/2020)
	27		Caleb Grill vs UNLV (N) (12/01/2020)
	26		Sharife Cooper at Auburn (01/09/2021)
<b>FIELD GOALS MADE</b>	11		Charles Bassey vs Western Ky. (12/19/2020)
	10		Moses Moody vs Arkansas (01/16/2021)
	10		Caleb Grill vs UNLV (N) (12/01/2020)
<b>FIELD GOAL ATTEMPTS</b>	25		Moses Moody vs Arkansas (01/16/2021)
	21		D.J. Stewart Jr. vs Mississippi St. (01/23/2021)
	21		Bryce Hamilton vs UNLV (N) (12/01/2020)
<b>FIELD GOAL PERCENTAGE (min 5 made)</b>	.833	(5-6)	Jaylin Williams vs Auburn (03/02/2021)
	.786	(11-14)	Charles Bassey vs Western Ky. (12/19/2020)
<b>3 PT FG MADE</b>	7		Caleb Grill vs UNLV (N) (12/01/2020)
	6		Damari Monsanto vs ETSU (12/22/2020)
<b>3 PT FG ATTEMPTS</b>	13		AJ Lawson at South Carolina (02/09/2021)
	12		Caleb Grill vs UNLV (N) (12/01/2020)
<b>3 PT FG PERCENTAGE (min 2 made)</b>	.800	(4-5)	Maxwell Evans vs Vanderbilt (02/20/2021)
	.750	(3-4)	Umoja Gibson at Oklahoma (01/30/2021)
<b>FREE THROWS MADE</b>	16		Moses Moody at Arkansas (02/24/2021)
	12		Scotty Pippen Jr. vs Vanderbilt (02/20/2021)
<b>FREE THROW ATTEMPTS</b>	19		Moses Moody at Arkansas (02/24/2021)
	15		K.D. Johnson vs Georgia (02/13/2021)
<b>FREE THROW PERCENTAGE (min 3 made)</b>	1.000	(8-8)	Iverson Molinar vs Mississippi St. (01/23/2021)
	1.000	(8-8)	Cameron Thomas at LSU (01/19/2021)
	1.000	(7-7)	D.J. Stewart Jr. vs Mississippi St. (01/23/2021)
	1.000	(7-7)	David Duke vs Providence (N) (12/02/2020)
	1.000	(6-6)	Jordan Rawls vs Western Ky. (12/19/2020)
	1.000	(5-5)	Moses Moody vs Arkansas (01/16/2021)
	1.000	(4-4)	Sahvir Wheeler vs Georgia (02/13/2021)
	1.000	(4-4)	Javonte Smart vs LSU (02/03/2021)
	1.000	(4-4)	Cameron Thomas vs LSU (02/03/2021)
	1.000	(4-4)	Eric Gaines vs LSU (02/03/2021)
	1.000	(4-4)	Jalen Hill at Oklahoma (01/30/2021)
	1.000	(4-4)	Brandon Boston Jr. vs Kentucky (01/26/2021)
	1.000	(4-4)	Tyree Appleby vs Florida (01/05/2021)
	1.000	(4-4)	Jimmy Nichols, Jr. vs Providence (N) (12/02/2020)
	1.000	(4-4)	Max Murrell vs Stanford (N) (11/30/2020)
	1.000	(3-3)	Andrew Garcia vs Georgia (02/13/2021)
	1.000	(3-3)	Jaxon Etter vs Georgia (02/13/2021)
	1.000	(3-3)	Jeremiah Tilmon at Missouri (02/06/2021)
	1.000	(3-3)	Xavier Pinson at Missouri (02/06/2021)
	1.000	(3-3)	Devin Askew at Kentucky (01/12/2021)
<b>REBOUNDS</b>	15		Dylan Disu vs Vanderbilt (02/20/2021)
	13		Tolu Smith at Mississippi St. (02/27/2021)
	13		Toumani Camara vs Georgia (02/13/2021)
<b>ASSISTS</b>	10		Sahvir Wheeler at Georgia (03/06/2021)
	9		Sharife Cooper at Auburn (01/09/2021)
<b>STEALS</b>	5		Mark Smith at Missouri (02/06/2021)
	4		K.D. Johnson vs Georgia (02/13/2021)
	4		Xavier Pinson at Missouri (02/06/2021)
	4		D.J. Stewart Jr. vs Mississippi St. (01/23/2021)
<b>BLOCKED SHOTS</b>	7		Isaiah Jackson at Kentucky (01/12/2021)
	5		Yves Pons at Tennessee (01/02/2021)



## 2020-21 PLAYER HIGHS/LOWS



2020-21 Alabama Men's Basketball  
Player Highs Analysis  
All games

Page 4/4  
as of Mar 06, 2021

## Opponent - Individual Game Highs

TURNOVERS	8	David Sloan vs ETSU (12/22/2020)
	6	Dru Smith at Missouri (02/06/2021)
	6	Jalen Tate vs Arkansas (01/16/2021)
	6	Aamir Simms vs Clemson (N) (12/12/2020)
	6	Ziaire Williams vs Stanford (N) (11/30/2020)
FOULS	5	Jalen Tate at Arkansas (02/24/2021)
	5	Sahvir Wheeler vs Georgia (02/13/2021)
	5	KJ Buffen vs Ole Miss (12/29/2020)
	5	Clay Mounce vs Furman (12/15/2020)
	5	Bryce Hamilton vs UNLV (N) (12/01/2020)
	5	Oscar da Silva vs Stanford (N) (11/30/2020)
	5	Darian Adams vs Jacksonville St. (11/25/2020)

# NCAA TOURNAMENT RECORDS

## NCAA APPEARANCES [21]

1975	1994
1976	1995
1982	2002
1983	2003
1984	2004
1985	2005
1986	2006
1989	2012
1990	2018
1991	2021
1992	

## NCAA SWEET 16 [7]

1976	1990
1982	1991
1985	2004
1986	

## NCAA ELITE EIGHT [1]

2004

## NCAA TOURNAMENT RESULTS

### 2018 • NO. 9 SEED

Date	Round	Opponent	Seed	Location	W/L	UA	Opp.
March 15	Round of 64	Virginia Tech	8	Pittsburgh, Pa.	W	86	83
March 17	Round of 32	Villanova*	1	Pittsburgh, Pa.	L	58	81

### 2012 • NO. 9 SEED

March 16	Round of 64	Creighton	8	Greensboro, N.C.	L	57	58
----------	-------------	-----------	---	------------------	---	----	----

### 2006 • NO. 10 SEED

March 16	Round of 64	Marquette	7	San Diego, Calif.	W	90	85
March 18	Round of 32	UCLA	2	San Diego, Calif.	L	59	62

### 2005 • NO. 5 SEED

March 17	Round of 64	UW-Milwaukee	12	Cleveland, Ohio	L	73	83
----------	-------------	--------------	----	-----------------	---	----	----

### 2004 • NO. 8 SEED

March 18	Round of 64	Southern Illinois	9	Seattle, Wash.	W	65	64
March 20	Round of 32	Stanford	1	Seattle, Wash.	W	70	67
March 25	Sweet 16	Syracuse	5	Phoenix, Ariz.	W	80	71
March 27	Elite 8	Connecticut*	2	Phoenix, Ariz.	L	71	87

### 2003 • NO. 10 SEED

March 21	Round of 64	Indiana	7	Boston, Mass.	L	62	67
----------	-------------	---------	---	---------------	---	----	----

### 2002 • NO. 2 SEED

March 14	Round of 64	Florida Atlantic	15	Greenville, S.C.	W	86	78
March 16	Round of 32	Kent State	10	Greenville, S.C.	L	58	71

### 1995 • NO. 5 SEED

March 16	Round of 64	Penn	12	Baltimore, Md.	W OT	91	85
March 18	Round of 32	Oklahoma State	4	Baltimore, Md.	L	52	66

### 1994 • NO. 9 SEED

March 17	Round of 64	Providence	8	Lexington, Ky.	W	76	70
March 19	Round of 32	Purdue	1	Lexington, Ky.	L	73	83

### 1992 • NO. 5 SEED

March 19	Round of 64	Stanford	12	Cincinnati, Ohio	W	80	75
March 21	Round of 32	North Carolina	4	Cincinnati, Ohio	L	55	64

### 1991 • NO. 4 SEED

March 15	Round of 64	Murray State	13	Atlanta, Ga.	W	89	79
March 17	Round of 32	Wake Forest	5	Atlanta, Ga.	W	96	88
March 21	Sweet 16	Arkansas	1	Charlotte, N.C.	L	70	93

### 1990 • NO. 7 SEED

March 16	Round of 64	Colorado State	10	Long Beach, Calif.	W	71	54
March 18	Round of 32	Arizona	2	Long Beach, Calif.	W	77	55
March 23	Sweet 16	Loyola Marymount	11	Oakland, Calif.	L	60	62

### 1989 • NO. 6 SEED

March 17	Round of 64	South Alabama	11	Atlanta, Ga.	L	84	86
----------	-------------	---------------	----	--------------	---	----	----

### 1986 • NO. 5 SEED

March 14	Round of 64	Xavier	12	Charlotte, N.C.	W	97	80
March 16	Round of 32	Illinois	4	Charlotte, N.C.	W	58	56
March 20	Sweet 16	Kentucky	1	Atlanta, Ga.	L	63	68

### 1985 • NO. 7 SEED

March 15	Round of 64	Arizona	10	Albuquerque, N.M.	W	50	41
March 17	Round of 32	VCU	2	Albuquerque, N.M.	W	63	59
March 22	Sweet 16	N.C. State	3	Denver, Colo.	L	55	61

### 1984 • NO. 9 SEED

March 16	Round of 64	Illinois State	8	Lincoln, Neb.	L	48	49
----------	-------------	----------------	---	---------------	---	----	----

### 1983 • NO. 6 SEED

March 17	Round of 64	Lamar	11	Houston, Texas	L	50	73
----------	-------------	-------	----	----------------	---	----	----

### 1982 • NO. 4 SEED

March 14	Round of 32	St. John's	5	Uniondale, N.Y.	W	69	68
March 19	Sweet 16	North Carolina *	1	Raleigh, N.C.	L	69	74

### 1976

March 13	Round of 32	North Carolina		Dayton, Ohio	W	79	64
March 18	Sweet 16	Indiana *		Baton Rouge, La.	L	69	74

### 1975

March 15	Round of 32	Arizona State		Tempe, Ariz.	L	94	97
----------	-------------	---------------	--	--------------	---	----	----

\* Eventual National Champion

## ALABAMA NCAA TOURNAMENT TEAM RECORDS

## POINTS

101	vs. New Orleans	March 14, 1987
97	vs. Xavier	March 14, 1986
96	vs. Wake Forest	March 17, 1991

## POINTS ALLOWED

103	by Providence	March 19, 1987
97	by Arizona State	March 15, 1975
88	by Wake Forest	March 17, 1991

## COMBINED POINTS

191	Arizona State 97, Alabama 94	March 15, 1975
185	Providence 103, Alabama 82	March 15, 1987
184	Alabama 96, Wake Forest 88	March 17, 1991

## FEWEST POINTS

48	vs. Illinois State	March 16, 1984
50	vs. Arizona	March 15, 1985
50	vs. Lamar	March 17, 1983

## FEWEST POINTS ALLOWED

41	by Arizona	March 15, 1985
49	by Illinois State	March 16, 1984
54	by Colorado State	March 16, 1990

## FIELD GOAL ATTEMPTS

83	vs. Arizona State	March 15, 1975
75	vs. Penn	March 16, 1995
72	vs. Wake Forest	March 17, 1991

## FIELD GOALS MADE

43	vs. Xavier	March 14, 1986
40	vs. New Orleans	March 14, 1987
40	vs. Arizona State	March 15, 1975

## FIELD GOAL PERCENTAGE

.727	vs. New Orleans	March 14, 1987
.672	vs. Xavier	March 14, 1986
.622	vs. Colorado State	March 16, 1990

## THREE-POINT ATTEMPTS

28	vs. North Carolina	March 21, 1992
23	vs. Marquette	March 16, 2006
23	vs. Providence	March 19, 1987
23	vs. UW-Milwaukee	March 17, 2005

## THREE-POINTERS MADE

12	vs. Marquette	March 16, 2006
9	vs. Stanford	March 19, 1992
9	vs. Wake Forest	March 17, 1991
9	vs. North Carolina A&T	March 12, 1987
9	vs. Syracuse	March 25, 2004
9	vs. Wisconsin-Milwaukee	March 17, 2005

## THREE-POINT PERCENTAGE

.818	vs. North Carolina A&T (9-of-11)	March 12, 1987
.727	vs. Colorado State (8-of-11)	March 16, 1990
.636	vs. New Orleans (7-of-11)	March 14, 1987

## FREE THROWS ATTEMPTED

44	vs. Stanford	March 20, 2004
37	vs. St. John's	March 14, 1982
31	vs. Marquette	March 16, 2006

## FREE THROWS MADE

27	vs. Florida Atlantic	March 14, 2002
22	vs. Marquette	March 16, 2006
21	vs. Providence	March 19, 1987

## FREE THROW PERCENTAGE (MIN. 20 ATTS)

.900	vs. Florida Atlantic (27-of-30)	March 14, 2002
.875	vs. Providence (21-of-24)	March 19, 1987
.826	vs. Syracuse (19-of-23)	March 25, 2004

## REBOUNDS

53	vs. Arizona State	March 15, 1975
49	vs. North Carolina	March 13, 1976
40	vs. Arizona	March 18, 1990
40	vs. Loyola-Marymount	March 23, 1990

## ASSISTS

24	vs. Wake Forest	March 17, 1991
23	vs. Murray State	March 15, 1991
23	vs. Arizona	March 18, 1990

## BLOCKS

8	vs. Stanford	March 20, 2004
8	vs. Arizona State	March 15, 1997
7	vs. Penn	March 16, 1995
7	vs. Purdue	March 19, 1994
7	vs. VCU	March 17, 1985

## STEALS

13	vs. Loyola Marymount	March 23, 1990
11	vs. Syracuse	March 25, 2004
10	vs. North Carolina A&T	March 12, 1987

## PERSONAL FOULS

32	vs. Lamar	March 17, 1983
27	vs. North Carolina	March 19, 1982
26	vs. Providence	March 19, 1987

## COMBINED PERSONAL FOULS

56	vs. Arizona State	March 15, 1975
50	vs. Providence	March 19, 1987
50	vs. St. John's	March 14, 1982

## MARGIN OF VICTORY

25	Alabama 101, New Orleans 76	March 14, 1987
22	Alabama 77, Arizona 55	March 18, 1990
17	Alabama 71, Colorado State 54	March 16, 1990
17	Alabama 88, N.C. A&T 71	March 12, 1987

## MARGIN OF DEFEAT

23	Villanova 81, Alabama 58	March 17, 2018
23	Lamar 73, Alabama 50	March 17, 1983
23	Arkansas 93, Alabama 70	March 21, 1991
21	Providence 103, Alabama 82	March 19, 1987

## ALABAMA NCAA TOURNAMENT INDIVIDUAL RECORDS

## POINTS

39	Antonio McDyess vs. Penn	March 16, 1995
35	Leon Douglas vs. North Carolina	March 13, 1976
33	Mo Williams vs. Florida Atlantic	March 14, 2002

## FIELD GOAL ATTEMPTS

25	Michael Ansley vs. South Alabama	March 17, 1989
24	Antonio McDyess vs. Penn	March 16, 1995
23	Leon Douglas vs. North Carolina	March 13, 1976
23	James Robinson vs. North Carolina	March 21, 1992

## FIELD GOALS MADE

16	Antonio McDyess vs. Penn	March 16, 1995
16	Leon Douglas vs. North Carolina	March 13, 1976
12	Jim Farmer vs. N.C. A&T	March 12, 1987
12	Leon Douglas vs. Arizona State	March 15, 1975
12	Michael Ansley vs. South Alabama	March 17, 1989

## FIELD GOAL PERCENTAGE (MIN 10 ATTS)

.833	Derrick McKay vs. UNO (10-of-12)	March 14, 1987
.800	Terry Coner vs. UNO (8-of-10)	March 14, 1987
.800	Bobby Lee Hurt vs. VCU (8-of-10)	March 17, 1985

## THREE-POINT ATTEMPTS

13	James Robinson vs. North Carolina	March 21, 1992
11	Jean Felix vs. Marquette	March 16, 2006
10	Latrell Sprewell vs. Stanford	March 19, 1992

## THREE-POINTERS MADE

8	Jean Felix vs. Marquette	March 16, 2006
6	John Petty vs. Virginia Tech	March 15, 2018
6	Robert Horry vs. Colorado State	March 16, 1990
5	Marvin Orange vs. Providence	March 17, 1994
5	Latrell Sprewell vs. Stanford	March 19, 1992
5	Gary Waites vs. Wake Forest	March 17, 1991

## THREE-POINT PERCENTAGE

1.000	Mo Williams vs. FAU (3-of-3)	March 14, 2002
.833	Gary Waites vs. Wake Forest (5-of-6)	March 17, 1991
.800	Jim Farmer vs. N.C. A&T (4-of-5)	March 12, 1987
.800	Ronald Steele vs. UW-Milwaukee (4-of-5)	March 17, 2005

## FREE THROW ATTEMPTS

15	Kennedy Winston vs. Stanford	March 20, 2004
14	Collin Sexton vs. Virginia Tech	March 15, 2018
14	Earnest Shelton vs. Stanford	March 20, 2004
14	Leon Douglas vs. Arizona State	March 15, 1975
13	Mo Williams vs. Florida Atlantic	March 14, 2002

## FREE THROWS MADE

12	Mo Williams vs. Florida Atlantic	March 14, 2002
11	Earnest Shelton vs. Stanford	March 20, 2004
10	Collin Sexton vs. Virginia Tech	March 15, 2018
10	Kennedy Winston vs. Stanford	March 20, 2004
10	Eddie Phillips vs. St. John's	March 14, 1982

## FREE THROW PERCENTAGE

1.000	E. Shelton vs. Syracuse (8-of-8)	March 25, 2004
1.000	L.Sprewell vs. Wake Forest (7-of-7)	March 17, 1991

1.000	E. Phillips vs. St. John's (10-of-10)	March 14, 1982
1.000	Jim Farmer vs. Providence (8-of-8)	March 19, 1987
1.000	D. McKay vs. N.C. A&T (8-of-8)	March 12, 1987

## REBOUNDS

21	Leon Douglas vs. Arizona State	March 15, 1975
19	Antonio McDyess vs. Penn	March 16, 1995
18	Antonio McDyess vs. Okla. State	March 18, 1995

## ASSISTS

13	James Sanders vs. Arizona	March 18, 1990
10	Gary Waites vs. Wake Forest	March 17, 1991
10	Terry Coner vs. Illinois	March 16, 1987

## BLOCKS

7	Leon Douglas vs. Arizona State	March 15, 1975
5	Derrick McKay vs. New Orleans	March 14, 1987

## STEALS

5	Mark Gottfried vs. N.C. A&T	March 12, 1987
5	Earnest Shelton vs. Syracuse	March 25, 2004
4	Artie Griffin vs. Providence	March 17, 1994
4	Anthony Murray vs. North Carolina	March 13, 1976
4	T.R. Dunn vs. Arizona State	March 15, 1975

## GAMES PLAYED

10	Terry Coner	1984-87
9	Robert Horry	1989-92
9	Jim Farmer	1985-87
9	Derrick McKay	1985-87
9	Mark Gottfried	1985-87

## ALABAMA NCAA TOURNAMENT BOX SCORES

1975  
ARIZONA STATE 97 • ALABAMA 94  
West RegionalUniversity Activities Center • Tempe, Ariz.  
March 15, 1975 (First Round)

ALABAMA										F
ARIZONA STATE										
ALABAMA										94
Player	FG	FT	REB	PTS	A	TO	B	S	MIN	
T. Dunn	9-18	3-5	7	21	1	5	0	4	39	
C. Russell	5-13	0-0	2	10	3	2	0	0	22	
L. Douglas	12-21	5-14	21	29	2	6	7	1	39	
C. Cleveland	8-19	2-2	13	18	3	6	0	1	38	
A. Murray	2-3	4-5	4	8	4	5	0	2	29	
R. Brown	3-8	0-1	3	6	4	0	1	1	21	
J. Dill	1-2	0-2	1	2	2	0	0	0	12	
Totals	40-83	14-29	53	94	19	24	8	9	200	
	1st	2nd	Total							
FG %	39%	57%	48%							
FT%	54%	44%	48%							

ARIZONA STATE										97
Player	FG	FT	REB	PTS	A	TO	B	S	MIN	
M. Moon	5-5	0-0	2	10	3	2	0	1	29	
L. Hollins	6-14	5-6	3	17	5	4	1	7	27	
S. Lloyd	8-11	2-3	8	18	1	2	1	0	28	
R. White	5-15	7-9	3	17	6	9	0	3	36	
J. Schrader	5-9	3-3	11	13	3	1	0	2	37	
G. Jackson	4-5	2-2	2	10	1	0	0	1	8	
J. Holliman	4-6	0-2	6	8	1	1	0	1	17	
N. Drayton	1-1	0-0	1	2	0	1	0	0	2	
K. Wright	1-3	0-0	3	2	0	1	0	0	11	
G. White	0-0	0-0	0	0	0	0	0	0	2	
R. Taylor	0-0	0-0	0	0	1	0	0	0	3	
Totals	39-69	19-25	41	97	21	21	2	15	200	
	1st	2nd	Total							
FG %	56%	57%	57%							
FT%	73%	80%	76%							

1976  
ALABAMA 79 • NORTH CAROLINA 64  
Midwest RegionalDayton Arena • Dayton, Ohio  
March 13, 1976 (First Round)

NORTH CAROLINA										F
ALABAMA										
NORTH CAROLINA										64
Player	FG	FT	REB	PTS	A	TO	B	S	MIN	
Walter Davis	6-17	4-5	7	16	5	1	1	2	35	
Tommy LaGarde	9-16	4-4	11	22	2	0	0	0	29	
Mitch Kupchak	3-11	2-2	12	8	1	3	1	0	31	
Phil Ford	1-5	0-0	2	2	3	5	0	3	28	
John Kuester	3-8	0-0	1	6	5	4	0	2	33	
Bruce Buckley	2-4	0-1	0	4	0	1	0	0	10	
Dudley Bradley	1-5	0-0	0	2	3	2	0	0	9	
Tom Zaliagiris	0-2	0-0	0	0	0	0	0	0	4	
Dave Hanners	1-2	0-0	0	2	1	1	0	5	15	
Woody Coley	0-1	0-0	0	0	0	0	1	0	2	
Bill Chambers	1-2	0-0	0	2	0	0	0	0	3	
Keith Valentine	0-0	0-0	0	0	0	0	0	1	1	
Totals	27-73	10-12	36	64	21	17	2	13	200	
	1st	2nd	Total							
FG %	33%	40%	37%							
FT%	100%	67%	83%							

ALABAMA										79
Player	FG	FT	REB	PTS	A	TO	B	S	MIN	
Reggie King	6-11	1-2	11	13	1	4	0	0	36	
Rickey Brown	4-12	0-0	7	8	3	6	0	1	38	
Leon Douglas	16-23	3-5	17	35	1	5	3	0	37	
T.R. Dunn	3-7	0-0	6	6	6	2	1	1	38	
Anthony Murray	3-6	7-12	1	13	4	4	0	4	34	
Keith McCord	1-1	0-0	0	2	1	0	0	0	7	
Greg McElveen	0-2	2-2	1	2	0	0	0	0	10	
Totals	33-62	13-21	49	79	16	21	4	6	200	
	1st	2nd	Total							
FG %	58%	48%	53%							
FT%	33%	73%	62%							

1976  
INDIANA 74 • ALABAMA 69  
Sweet 16Assembly Center • Baton Rouge, La.  
March 18, 1976 (Regional Semifinal)

ALABAMA										29	40	69	F
INDIANA										37	37	74	
ALABAMA												69	
Player	FG	FT	REB	PTS	A	TO	B	S	MIN				
Rickey Brown	3-7	1-2	5	7	0	2	0	0	25				
Reggie King	2-6	0-0	6	4	0	3	1	0	25				
Leon Douglas	5-16	2-6	7	12	3	3	2	0	39				
Anthony Murray	7-11	1-2	7	15	4	3	0	2	38				
T.R. Dunn	7-14	2-2	5	16	1	2	1	2	37				
Keith McCord	5-9	1-2	3	11	0	1	0	0	25				
Tommy Bonds	1-2	0-0	0	2	0	0	0	0	4				
Greg McElveen	1-4	0-0	1	2	1	0	0	0	7				
Totals	31-69	7-14	35	69	9	14	4	4	200				
	1st	2nd		Total									
FG %	33%	58%		45%									
FT%	63%	33%		50%									

INDIANA										74
Player	FG	FT	REB	PTS	A	TO	B	S	MIN	
Tom Abernathy	2-6	4-5	6	8	3	1	0	0	40	
Scott May	9-22	7-9	16	25	0	5	0	0	40	
Kent Benson	7-11	1-2	5	15	3	3	1	0	33	
Bob Wilkerson	6-12	2-2	12	14	4	7	0	0	40	
Quinn Buckner	5-8	2-5	2	12	4	2	0	1	31	
Wayne Radford	0-1	0-0	1	0	0	1	0	1	9	
Jim Wishman	0-0	0-0	0	0	0	1	0	0	1	
Rick Valavicius	0-0	0-1	0	0	0	0	0	0	6	
Totals	29-60	16-24	44	74	14	20	1	2	200	
	1st	2nd	Total							
FG %	45%	55%	48%							
FT%	60%	68%	67%							

1982  
ALABAMA 69 • ST. JOHN'S 68  
No. 4 SeedEast Regional  
Nassau Coliseum • Uniondale, N.Y.  
March 14, 1982 (First Round)

March 17, 1992 (first round)										F
ST. JOHN'S ALABAMA		32	36	68						
		41	28	69						
ST. JOHN'S										68
Player	FG	FT	REB	PTS	A	T	B	S	MIN	
David Russell	6-11	5-5	7	17	2	6	0	0	36	
Bill Goodwin	7-14	4-6	9	18	2	4	0	0	39	
Jeff Allen	5-5	0-0	3	10	0	0	1	2	21	
Bob Kelly	0-2	2-3	2	2	6	4	0	2	37	
Chris Mullin	5-11	4-6	4	14	4	5	0	1	32	
Bill Wennington	0-4	0-0	3	0	1	0	1	0	19	
Ron Stewart	1-1	0-1	2	2	0	1	0	0	4	
Kevin Williams	1-3	3-3	2	5	0	0	0	0	9	
George Garrison	0-1	0-0	0	0	0	1	0	1	3	
Totals	25-52	18-24	35	68	15	21	2	6	200	
1st		2nd		Total						
FG %	42%	54%		48%						
FT%	62%	91%		75%						

ALABAMA										69
Player	FG	FT	REB	PTS	A	TO	B	S	MIN	
Cliff Windham	1-1	1-2	2	3	0	1	0	0	6	
Eddie Phillips	3-10	10-10	8	16	0	3	0	0	37	
Bobby Lee Hurt	1-4	6-8	2	8	2	1	3	1	18	
Ennis Whatley	4-9	4-5	2	12	5	4	0	0	36	
Mike Davis	4-8	1-3	1	9	0	1	0	0	39	
Eric Richardson	2-5	3-4	1	7	2	1	0	2	29	
Phillip Lockett	1-5	4-5	7	6	0	2	0	0	23	
Terry Williams	4-6	0-0	5	8	1	1	0	1	12	
Totals	20-48	20-37	21	69	10	14	3	4	200	
	1st	2nd	Total							
FG %	45%	37%	42%							
FT%	83%	74%	78%							

1982  
NORTH CAROLINA 74 • ALABAMA 69  
Sweet 16Reynolds Coliseum • Raleigh, N.C.  
March 19, 1982 (Regional Semifinal)

ALABAMA	36	33	69	F					
NORTH CAROLINA	41	33	74						
ALABAMA			69						
Player	FG	FT	REB	PTS	A	TO	B	S	MIN
Cliff Windham	2-4	2-2	2	6	0	0	0	0	9
Eddie Phillips	7-9	2-4	2	16	0	1	0	0	20
Bobby Lee Hurt	6-8	0-0	8	12	0	1	1	0	30
Ennis Whatley	4-13	2-2	2	10	4	6	0	2	40
Mike Davis	3-6	1-2	1	7	1	1	0	0	34
Eric Richardson	5-7	0-0	0	10	6	1	0	0	36
Terry Williams	1-3	0-0	1	2	0	1	1	0	12
Phillip Lockett	1-3	4-6	5	6	0	0	0	0	19
Totals	29-53	11-16	27	69	11	11	2	2	200
	1st	2nd		Total					
FG %	60%	50%		55%					
FT%	60%	83%		69%					

NORTH CAROLINA										74
Player	FG	FT	REB	PTS	A	TO	B	S	MIN	
Matt Doherty	5-9	6-6	2	16	3	0	0	0	35	
James Worthy	4-11	8-8	8	16	3	3	0	0	35	
Sam Perkins	5-8	5-7	5	15	1	1	0	1	39	
Jimmy Black	6-7	2-4	2	14	6	4	0	0	39	
Michael Jordan	3-6	5-5	3	11	3	2	0	1	33	
Buzz Peterson	1-1	0-0	1	2	0	0	0	1	7	
Jeb Barlow	0-0	0-0	1	0	0	0	0	0	3	
Chris Brust	0-1	0-0	1	0	0	1	0	0	1	
Jim Braddock	0-0	0-0	0	0	1	0	0	0	1	
Warren Martin	0-0	0-0	0	0	0	1	0	0	1	
Cecil Exum	0-0	0-0	0	0	0	0	0	0	1	
Totals	24-43	26-31	25	74	17	12	0	3	200	

1983  
LAMAR 73 • ALABAMA 50  
No. 6 SeedMidwest Regional  
The Summit • Houston, Texas  
March 17, 1983 (First Round)

ALABAMA	28	22	50	F					
LAMAR	32	41	73						
ALABAMA				50					
Player	FG	FT	REB	PTS	A	TO	B	S	MIN
Buck Johnson	3-6	2-2	9	8	2	2	0	2	30
Cliff Windham	2-5	1-2	5	5	0	2	0	0	26
Bobby Lee Hurt	6-8	3-6	12	15	0	2	2	1	32
Ennis Whately	4-14	2-2	4	10	6	5	0	0	36
Mike Davis	3-14	0-0	1	6	2	0	0	0	30
Eric Richardson	0-3	0-0	1	0	1	1	0	0	7
Vance Wheeler	0-4	0-0	1	0	2	1	0	0	6
Eddie Adams	1-1	0-0	1	2	0	0	0	0	2
Terry Williams	2-6	0-0	3	4	1	2	1	0	28
Mark Farmer	0-0	0-0	0	0	0	0	0	0	3
Totals	21-61	8-12	36	50	14	15	3	3	200
	1st	2nd	Total						
FG %	42%	30%	34%						
FT%	80%	66%	67%						



## ALABAMA NCAA TOURNAMENT BOX SCORES

**1984**  
**ILLINOIS STATE 49 • ALABAMA 48**  
 No. 9 Seed  
 Midwest Regional  
 Bob Devaney Sports Center • Lincoln, Neb.  
 March 16, 1984 (First Round)

ALABAMA	30	18	48	F
ILLINOIS STATE	26	23	49	

ALABAMA										48
Player	FG	FT	REB	PTS	A	TO	B	S	MIN	
Buck Johnson	4-10	0-0	6	8	1	5	1	0	36	
Terry Williams	8-11	0-0	4	16	4	1	0	0	40	
Bobby Lee Hurt	7-10	2-2	2	16	2	1	0	0	39	
Eric Richardson	3-10	0-0	1	6	3	3	0	2	40	
Terry Coner	0-1	0-0	2	0	2	2	0	0	15	
Darrell Neal	1-7	0-0	1	2	2	0	0	0	28	
Mark Farmer	0-0	0-0	0	0	0	0	0	0	2	
<b>Totals</b>	<b>23-49</b>	<b>2-2</b>	<b>29</b>	<b>48</b>	<b>14</b>	<b>12</b>	<b>1</b>	<b>2</b>	<b>200</b>	

	<b>1st</b>	<b>2nd</b>	<b>Total</b>
FG %	52%	41%	47%
FT %	100%	0%	100%

ILLINOIS STATE										49
Player	FG	FT	REB	PTS	A	TO	B	S	MIN	
Lou Stefanovic	4-11	0-0	2	8	0	1	0	2	28	
Hank Cornley	5-13	0-0	6	10	1	3	0	0	40	
Mark Zwart	3-5	0-0	11	6	2	3	0	0	34	
Michael McKenney	5-11	0-0	2	10	5	2	1	1	36	
Rickie Johnson	3-8	1-2	3	7	4	0	0	3	40	
Brad Duncan	4-6	0-0	0	8	1	0	0	0	21	
Bill Braksick	0-0	0-0	0	0	0	0	0	0	1	
<b>Totals</b>	<b>24-54</b>	<b>1-2</b>	<b>26</b>	<b>49</b>	<b>13</b>	<b>9</b>	<b>1</b>	<b>6</b>	<b>200</b>	

	<b>1st</b>	<b>2nd</b>	<b>Total</b>
FG %	38%	55%	44%
FT %	0%	50%	50%

**1985**  
**ALABAMA 50 • ARIZONA 41**  
 No. 7 Seed  
 West Regional  
 The Pit • Albuquerque, N.M.  
 March 15, 1985 (First Round)

ARIZONA	17	24	41	F
ALABAMA	19	31	50	

ARIZONA										41
Player	FG	FT	REB	PTS	A	TO	B	S	MIN	
Eddie Smith	2-11	5-6	6	9	2	2	1	1	38	
Morgan Taylor	0-5	4-6	6	4	0	1	0	0	26	
Pete Williams	3-11	4-5	7	10	1	3	1	3	40	
Brock Brunkhorst	2-6	0-0	2	4	3	2	0	1	31	
Steve Kerr	4-8	0-0	5	8	0	2	0	0	40	
Craig McMillan	4-6	0-2	1	8	1	2	0	1	25	
<b>Totals</b>	<b>5-48</b>	<b>13-19</b>	<b>29</b>	<b>41</b>	<b>7</b>	<b>12</b>	<b>2</b>	<b>6</b>	<b>200</b>	

	<b>1st</b>	<b>2nd</b>	<b>Total</b>
FG %	33%	27%	29%
FT %	83%	62%	68%

ALABAMA										50
Player	FG	FT	REB	PTS	A	TO	B	S	MIN	
Buck Johnson	5-6	2-4	5	12	2	3	0	0	36	
Derrick McKay	0-2	0-0	3	0	2	2	2	1	27	
Bobby Lee Hurt	5-7	4-9	6	14	0	2	2	2	38	
Mark Gottfried	1-3	2-2	2	4	0	1	0	0	22	
Terry Coner	2-7	6-6	4	10	5	4	0	1	38	
Jim Farmer	4-7	0-0	4	8	0	2	0	0	23	
Darrell Neal	1-7	0-0	1	2	0	1	0	0	16	
<b>Totals</b>	<b>18-36</b>	<b>14-21</b>	<b>32</b>	<b>50</b>	<b>9</b>	<b>15</b>	<b>4</b>	<b>4</b>	<b>200</b>	

	<b>1st</b>	<b>2nd</b>	<b>Total</b>
FG %	53%	47%	50%
FT %	25%	76%	67%

**1985**  
**ALABAMA 63 • VCU 59**  
 The Pit • Albuquerque, N.M.  
 March 17, 1985 (Second Round)

VCU	19	40	59	F
ALABAMA	27	36	63	

VCU										59
Player	FG	FT	REB	PTS	A	TO	B	S	MIN	
Michael Brown	2-9	1-2	4	5	1	2	0	0	40	
Neil Wake	0-1	1-3	7	1	0	0	0	0	22	
Mike Schlegal	7-12	1-3	8	15	2	4	0	0	40	
Calvin Duncan	5-16	1-3	8	11	1	1	0	0	37	
Rolando Lamb	12-23	1-2	7	25	3	2	0	3	39	
Bruce Allen	0-0	0-0	0	0	0	0	0	0	1	
Robert Dickerson	1-2	0-0	0	2	0	0	0	1	14	
Phil Stinnie	0-0	0-0	0	0	0	0	0	0	2	
Alvin Robinson	0-0	0-0	0	0	0	0	0	0	5	
<b>Totals</b>	<b>27-63</b>	<b>5-13</b>	<b>34</b>	<b>59</b>	<b>7</b>	<b>9</b>	<b>0</b>	<b>4</b>	<b>200</b>	

	<b>1st</b>	<b>2nd</b>	<b>Total</b>
FG %	35%	48%	43%
FT %	43%	33%	38%

ALABAMA										63
Player	FG	FT	REB	PTS	A	TO	B	S	MIN	
Buck Johnson	1-5	4-5	10	6	2	1	1	2	35	
Derrick McKay	3-7	0-1	3	6	3	3	3	1	35	
Bobby Lee Hurt	8-10	3-4	13	19	0	1	1	0	40	
Mark Gottfried	3-8	4-4	5	10	0	4	1	0	20	
Terry Coner	5-7	4-6	1	14	5	3	0	1	37	
Jim Farmer	4-10	0-2	2	8	0	1	1	0	24	
Darrell Neal	0-1	0-0	2	0	0	0	0	0	9	
<b>Totals</b>	<b>24-48</b>	<b>15-22</b>	<b>36</b>	<b>63</b>	<b>10</b>	<b>13</b>	<b>7</b>	<b>4</b>	<b>200</b>	

	<b>1st</b>	<b>2nd</b>	<b>Total</b>
FG %	46%	55%	50%
FT %	60%	71%	68%

**1985**  
**N.C. STATE 61 • ALABAMA 55**  
 Sweet 16  
 McNichols Arena • Denver, Colo.  
 March 22, 1985 (Regional Semifinal)

ALABAMA	28	28	55	F
N.C. STATE	27	34	61	

ALABAMA										55
Player	FG	FT	REB	PTS	A	TO	B	S	MIN	
Buck Johnson	7-11	2-5	14	16	2	2	1	0	38	
Derrick McKay	3-8	0-0	4	6	1	0	1	0	32	
Bobby Lee Hurt	4-9	1-3	5	9	0	0	1	0	39	
Mark Gottfried	1-6	0-0	0	2	2	0	0	0	23	
Terry Coner	6-10	6-10	4	18	4	5	0	2	33	
Jim Farmer	2-4	0-0	1	4	3	3	0	1	25	
Darrell Neal	0-2	0-0	0	0	1	1	0	0	9	
Mark Farmer	0-0	0-0	0	0	0	0	0	0	1	
<b>Totals</b>	<b>23-50</b>	<b>9-18</b>	<b>37</b>	<b>55</b>	<b>12</b>	<b>11</b>	<b>3</b>	<b>3</b>	<b>200</b>	

	<b>1st</b>	<b>2nd</b>	<b>Total</b>
FG %	50%	42%	46%
FT %	20%	62%	50%

N.C. STATE										61
Player	FG	FT	REB	PTS	A	TO	B	S	MIN	
Russell Pierre	2-4	4-5	6	8	0	1	0	1	29	
Lorenzo Charles	5-11	4-6	6	14	3	0	0	0	35	
Cozell McQueen	2-5	0-0	4	4	0	1	0	1	25	
Anthony Webb	5-12	4-6	4	14	5	2	0	1	38	
Nate McMillian	0-2	2-6	5	2	4	3	0	1	22	
Bennie Bolton	4-8	3-4	1	11	1	2	1	1	30	
Terry Gannon	4-4	0-0	0	8	2	1	0	0	14	
Ernie Myers	0-1	0-0	0	0	0	0	0	0	6	
John Thompson	0-0	0-0	0	0	0	0	0	0	1	
<b>Totals</b>	<b>22-47</b>	<b>17-27</b>	<b>31</b>	<b>61</b>	<b>15</b>	<b>10</b>	<b>1</b>	<b>5</b>	<b>200</b>	

	<b>1st</b>	<b>2nd</b>	<b>Total</b>
FG %	44%	50%	47%
FT %	50%	68%	63%

**1986**  
**ALABAMA 97 • XAVIER 80**  
 No. 5 Seed  
 Southeast Regional  
 Charlotte Coliseum • Charlotte, N.C.  
 March 14, 1986 (First Round)

XAVIER	33	47	80	F
ALABAMA	39	58	97	

XAVIER										80
Player	FG	FT	REB	PTS	A	TO	B	S	MIN	
Richie Harris	11-19	2-3	11	24	0	0	0	2	35	
Walt McBride	4-8	0-0	4	8	1	3	0	1	36	
Eddie Johnson	7-12	1-3	9	15	0	1	0	1	35	
Ralph Lee	0-4	2-2	3	2	9	5	0	2	37	
Byron Larkin	10-26	3-5	2	23	1	2	0	1	36	
Kelly Williamson	1-1	0-0	1	2	0	0	0	0	2	
Leroy Greenidge	1-4	0-0	0	2	1	0	0	0	8	
Mike Ramey	1-1	0-0	0	2	1	0	0	0	1	
Dexter Campbell	0-0	0-0	0	0	1	1	0	0	1	
John Kelley	0-0	0-0	0	0	1	0	0	1	1	
Andy Donnelley	1-2	0-0	3	2	0	1	1	0	7	
<b>Totals</b>	<b>36-77</b>	<b>8-13</b>	<b>36</b>	<b>80</b>	<b>15</b>	<b>14</b>	<b>1</b>	<b>8</b>	<b>200</b>	

	<b>1st</b>	<b>2nd</b>	<b>Total</b>
FG %	42%	50%	47%
FT %	57%	75%	62%

ALABAMA										97
Player	FG	FT	REB	PTS	A	TO	B	S	MIN	
Jim Farmer	10-15	4-5	7	24	1	2	0	0	39	
Buck Johnson	11-19	0-2	7	22	2	5	1	1	32	
Derrick McKay	7-8	2-2	3	16	4	1	3	0	25	
Mark Gottfried	3-6	0-0	0	6	2	1	0	1	20	
Terry Coner	5-8	4-4	1	14	9	2	2	1	37	
Gary White	0-0	0-0	0	0	0	0	0	0	1	
James Jackson	1-2	1-2	0	3	1	1	0	2	11	
Craig Dudley	1-1	0-0	0	2	0	0	0	0	6	
Michael Ansley	5-8	0-0	9	10	0	2	0	0	29	
<b>Totals</b>	<b>43-64</b>	<b>11-15</b>	<b>32</b>	<b>97</b>	<b>19</b>	<b>14</b>	<b>6</b>	<b>5</b>	<b>200</b>	

	<b>1st</b>	<b>2nd</b>	<b>Total</b>
FG %	56%	80%	67%
FT %	100%	71%	73%

**1986**  
**ALABAMA 58 • ILLINOIS 56**  
 Charlotte Coliseum • Charlotte, N.C.  
 March 16, 1986 (Second Round)

ILLINOIS	24	32	56	F
ALABAMA	33	25	58	

ILLINOIS										56
Player	FG	FT	REB	PTS	A	TO	B	S	MIN	
Efrem Winters	0-5	0-0	7	0	5	1	1	1	32	
Anthony Welch	7-14	0-0	8	14	0	0	0	0	31	
Ken Norman	5-7	0-0	2	10	0	1	1	0	30	
Glynn Blackwell	2-6	0-0	3	4	2	2	0	3	22	
Bruce Douglas	3-7	0-0	2	6	7	1	0	0	33	
Tony Wysinger	9-14	0-0	3	18	4	0	0	2	34	
Scott Meents	2-7	0-0	3	4	0	1	0	1	17	
Lowell Hamilton	0-0	0-0	0	0	0	0	0	0	1	
Totals	28-60	0-0	31	56	18	5	2	7	200	

## ALABAMA NCAA TOURNAMENT BOX SCORES

**1986**  
**KENTUCKY 68 • ALABAMA 63**  
 Sweet 16  
 The Omni • Atlanta, Ga.  
 March 20, 1986 (Regional Semifinal)

ALABAMA	28	35	63	F
KENTUCKY	32	36	68	
ALABAMA	FG	FT	REB	PTS
Player	FG	FT	REB	PTS
Jim Farmer	3-9	1-2	4	7
Buck Johnson	6-14	4-4	9	16
Derrick McKey	4-8	4-4	12	12
Mark Gottfried	1-3	0-0	2	2
Terry Coner	7-12	6-7	4	20
James Jackson	1-4	1-2	1	3
Michael Ansley	1-3	1-2	1	3
Craig Dudley	0-1	0-0	0	0
Totals	23-54	17-21	34	63
1st	48%	37%	43%	
2nd	50%	88%	81%	
Total				200

KENTUCKY	FG	FT	REB	PTS	A	TO	B	S	MIN
Player	FG	FT	REB	PTS	A	TO	B	S	MIN
Winston Bennett	6-11	2-4	12	14	1	2	0	0	39
Kenny Walker	9-19	4-4	7	22	1	4	3	2	40
James Blackmon	5-7	1-4	3	11	0	0	0	0	35
Ed Davender	4-8	5-6	3	13	2	2	0	2	24
Roger Harden	1-4	0-1	1	2	9	2	0	1	37
Cedrick Jenkins	2-3	2-2	4	6	1	0	0	0	23
Richard Madison	0-0	0-0	0	0	0	1	0	0	2
Totals	27-52	14-21	30	68	14	11	3	5	200
1st	54%	50%	52%						
2nd	100%	63%	67%						
Total									

**1987**

Appearance later vacated by NCAA ruling

**ALABAMA 88 • NORTH CAROLINA A&T 71**  
 No. 2 Seed  
 Southeast Regional  
 Birmingham-Jefferson Civic Center - Birmingham, Ala.  
 March 12, 1987 (First Round)

NORTH CAROLINA A&T	27	44	71	F
ALABAMA	37	51	88	

NORTH CAROLINA A&T	MIN	FG	3FG	FT	REB	PTS
Player	MIN	FG	3FG	FT	REB	PTS
Claude Williams	38	10-14	0-0	5-8	7	25
Carlton Becton	11	0-2	0-0	0-0	2	0
Lee Robinson	30	2-5	0-0	1-2	4	5
Thomas Griffiths	40	4-15	2-6	3-3	3	13
George Cale	37	8-13	0-0	0-0	4	16
Corvin Davis	28	3-13	0-5	2-2	4	8
Kenny Cox	13	1-5	0-0	2-4	5	4
Travis Mcrae	3	0-0	0-0	0-0	0	0
Totals	200	28-67	2-12	13-19	34	71

ALABAMA	MIN	FG	3FG	FT	REB	PTS
Player	MIN	FG	3FG	FT	REB	PTS
Jim Farmer	37	12-17	4-5	1-1	1	29
Michael Ansley	31	2-5	0-0	2-3	5	6
Derrick McKey	37	8-14	1-1	8-8	14	24
Mark Gottfried	28	3-5	2-3	0-0	2	8
Terry Coner	30	1-3	0-0	0-0	4	2
James Jackson	20	3-4	2-2	2-2	1	10
Keith Askins	12	2-5	0-0	2-2	2	6
Bill Devaughn	4	1-2	0-0	0-0	1	2
Rob Cornegy	1	0-0	0-0	0-0	0	0
Totals	200	32-55	9-11	15-16	32	88

**1987**  
**ALABAMA 101 • NEW ORLEANS 76**  
 Birmingham-Jefferson Civic Center • Birmingham, Ala.  
 March 14, 1987 (Second Round)

March 14, 1987 (Second Round)

NEW ORLEANS	39	37	76	F						
ALABAMA	58	43	101							
NEW ORLEANS	FG	3FG	FT	REB	PTS	A	TO	B	S	MIN
Player	FG	3FG	FT	REB	PTS	A	TO	B	S	MIN
Sam Jones	2-4	0-1	0-0	2	4	0	1	0	1	18
Ronnie Grandison	6-13	0-0	6-7	6	18	0	2	0	4	36
Mike Smith	0-3	0-0	0-0	3	0	0	1	2	0	10
Gabe Corchiani	4-6	2-3	1-1	3	11	5	3	0	1	20
Ledell Eackles	5-13	3-7	3-6	1	16	1	1	0	0	36
Willie Richardson	3-4	0-0	0-0	1	6	2	0	0	1	18
Wendell Perkins	0-1	0-0	0-0	0	0	0	0	0	0	8
Eric Coleman	1-3	0-1	1-2	0	3	0	1	0	0	9
Elden Irving	1-2	0-1	1-2	1	3	0	2	0	0	11
David Hodo	0-1	0-1	4-4	1	4	0	1	0	0	6
Terrance Bellock	2-4	0-0	4-6	2	8	2	0	0	2	18
Damon Vance	1-2	0-0	1-2	2	3	0	0	0	0	6
Totals	25-56	5-14	21-30	25	76	10	12	2	9	200
	1st	2nd	Total							
FG %	46%	43%	45%							
3FG%	67%	13%	36%							
FT%	69%	71%	70%							

ALABAMA	FG	3FG	FT	REB	PTS	A	TO	B	S	MIN
Player	FG	3FG	FT	REB	PTS	A	TO	B	S	MIN
Jim Farmer	6-13	2-3	5-5	6	19	2	2	0	1	36
Michael Ansley	2-3	0-0	0-0	5	4	0	2	0	0	16
Derrick McKey	10-12	0-0	6-6	4	26	4	2	5	2	35
Mark Gottfried	7-9	4-6	2-2	1	20	0	6	0	1	33
Terry Coner	8-10	0-1	1-2	1	17	7	2	0	0	30
James Jackson	4-5	1-1	0-1	3	9	0	0	0	1	17
Keith Askins	3-3	0-0	1-1	6	6	1	1	0	0	23
Bill Devaughn	0-0	0-0	0-0	0	0	1	0	0	0	5
Rob Cornegy	0-0	0-0	0-2	0	0	0	0	1	0	5
Totals	40-55	7-11	14-19	27	101	15	15	6	5	200
1st	73%	72%	73%							
2nd	67%	60%	64%							
Total	91%	50%	74%							

**1987**  
**PROVIDENCE 103 • ALABAMA 82**  
 Sweet 16  
 Freedom Hall • Louisville, Ky.  
 March 19, 1987 (Regional Semifinal)

ALABAMA											F			
PROVIDENCE											41	41	82	
											49	54	103	
ALABAMA											82			
Player	FG	3FG	FT	REB	PTS	A	TO	B	S	MIN				
Jim Farmer	7-19	2-9	8-8	1	24	3	1	0	2	36				
Michael Ansley	6-9	0-0	2-2	6	14	0	1	0	0	31				
Derrick McKey	3-6	0-1	5-5	4	11	2	0	1	1	37				
Mark Gottfried	5-10	4-9	0-2	3	14	1	4	0	0	27				
Terry Coner	5-7	0-0	2-3	2	14	4	5	0	0	33				
James Jackson	1-5	1-2	4-4	2	7	0	0	0	1	22				
Keith Askins	0-3	0-2	0-0	3	0	0	0	0	2	14				
Totals	27-59	7-23	21-24	23	82	10	11	1	6	200				
	1st		2nd	Total										
FG %	64%		32%	46%										
3FG %	50%		20%	30%										
FT %	100%		84%	88%										

PROVIDENCE	FG	3FG	FT	REB	PTS	A	TO	B	S	MIN
Player	FG	3FG	FT	REB	PTS	A	TO	B	S	MIN
David Kipfer	3-5	0-0	3-5	1	9	1	1	0	0	25
Ernie Lewis	3-6	3-6	0-0	3	9	3	2	0	0	28
Steve Wright	7-9	0-0	1-1	5	15	0	2	1	0	24
Delray Brooks	7-11	5-8	4-5	7	23	3	1	0	2	36
Billy Donovan	6-7	5-6	9-10	3	26	10	3	0	1	30
Jackie Duda	0-1	0-0	0-0	3	0	0	2	0	0	16
Carlton Screen	1-2	0-0	0-1	0	2	4	2	0	0	14
Marty Conlon	1-1	0-0	4-4	4	6	2	0	0	0	14
Jay Smedeker	0-0	0-0	0-0	1	0	0	0	0	0	1
Darryl Wright	5-6	1-2	2-4	2	13	0	0	0	0	12
Totals	33-48	14-22	23-30	33	103	24	13	1	3	200
1st	67%	71%	69%							
2nd	69%	56%	64%							
Total	57%	83%	77%							

**1989**  
**SOUTH ALABAMA 86 • ALABAMA 84**  
 No. 6 Seed  
 Southeast Regional  
 The Omni • Atlanta, Ga.  
 March 17, 1989 (First Round)

March 17, 1988 (Final Round)											F
ALABAMA		49				35				84	
SOUTH ALABAMA		33				53				86	
ALABAMA											84
Player	FG	3FG	FT	REB	PTS	A	TO	B	S	MIN	
Robert Horry	2-3	1-1	2-2	6	7	3	0	0	0	26	
Michael Ansley	12-25	0-0	1-2	8	25	3	1	0	1	35	
David Benoit	2-3	0-0	2-2	8	6	1	1	0	0	24	
Gary Waites	7-13	1-3	2-4	6	17	7	3	0	1	34	
Alvin Lee	8-16	2-4	0-0	0	18	2	3	0	0	40	
Keith Askins	5-8	1-2	0-0	5	11	1	0	0	1	23	
Melvin Cheatum	0-2	0-0	0-0	1	0	3	0	0	0	7	
Marcus Webb	0-0	0-0	0-0	0	0	0	0	0	0	2	
Totals	36-71	5-11	7-10	38	84	20	8	0	3	200	
	1st	2nd		Total							
FG %	57%	44%		51%							
3FG %	43%	50%		46%							
FT %	80%	60%		70%							

SOUTH ALABAMA	FG	3FG	FT	REB	PTS	A	TO	B	S	MIN
Player	FG	3FG	FT	REB	PTS	A	TO	B	S	MIN
Gabriel Estaba	7-12	0-0	12-16	7	26	0	0	0	1	34
John Jimmerson	1-4	0-0	1-3	6	3	4	1	0	0	26
Phillip Darden	2-7	0-0	0-0	3	4	1	0	3	0	24
Jeff Hodge	11-20	3-7	4-4	5	29	2	1	0	0	38
Junie Lewis	6-15	0-0	3-6	12	15	5	2	0	0	37
Neil Smith	1-3	0-0	0-2	3	2	0	0	0	0	15
T. Brodnick	1-3	0-1	3-4	1	5	1	0	0	1	17
Derek Turner	1-1	0-0	0-0	0	2	0	0	0	0	8
Darrell Nelson	0-0	0-0	0-0	0	0	0	1	0	0	1
Totals	30-65	3-8	23-35	40	86	13	5	3	2	200
1st	37%	54%	46%							
2nd	0%	60%	38%							
Total	61%	71%	66%							

**1990**  
**ALABAMA 71 • COLORADO STATE 54**  
 No. 7 Seed  
 West Regional  
 Long Beach Arena • Long Beach, Calif.  
 March 16, 1990 (First Round)

March 19, 1993 (Fri) Home											F
COLORADO STATE						22	32		54		
ALABAMA						33	38		71		
COLORADO STATE											54
Player	FG	3FG	FT	REB	PTS	A	TO	B	S	MIN	
Mike Mitchell	11-20	1-4	1-3	8	24	5	4	0	3	40	
Andy Anderson	0-1	0-0	0-0	1	0	4	2	0	0	18	
Eric Friehauf	0-3	0-0	1-2	4	1	2	1	0	1	25	
Mark Meredith	5-8	5-7	0-0	1	15	1	2	0	0	37	
Lynn Tryon	4-11	0-3	0-0	4	8	2	1	0	1	36	
Dwayne Polk	0-1	0-1	0-0	0	0	0	0	0	0	4	
Carren Wilson	0-0	0-0	0-0	0	0	1	1	0	0	7	
Tracy Jordan	1-2	0-0	2-2	3	4	2	1	0	0	7	
Dwayne Molyneux	0-1	0-0	0-2	0	0	1	1	0	0	9	
Jamie Hines	0-1	0-0	0-0	0	0	0	0	0	0	3	
Matt Sharp	11-1	0-0	0-0	1	2	1	2	0	0	14	
Totals	22-49	6-15	4-9	23	54	19	15	0	5	200	

## ALABAMA NCAA TOURNAMENT BOX SCORES

Keith Askins	0-2	0-0	0-0	1	0	0	3	0	0	8
Marcus Webb	3-6	0-0	2-3	2	8	1	0	0	0	11
<b>Totals</b>	<b>28-45</b>	<b>8-11</b>	<b>7-11</b>	<b>28</b>	<b>71</b>	<b>20</b>	<b>16</b>	<b>6</b>	<b>5</b>	<b>200</b>

	<b>1st</b>	<b>2nd</b>	<b>Total</b>
FG %	54%	71%	62%
3FG %	100%	50%	72.7%
FT %	67%	63%	64%

**1990**  
**ALABAMA 77 • ARIZONA 55**  
 Long Beach Arena • Long Beach, Calif.  
 March 16, 1990 (Second Round)

<b>ARIZONA</b>	<b>33</b>	<b>22</b>	<b>55</b>
<b>ALABAMA</b>	<b>38</b>	<b>39</b>	<b>77</b>

ARIZONA										55
Player	FG	3FG	FT	REB	PTS	A	TO	B	S	MIN
Brian Williams	0-3	2-5	0-0	2	0	0	2	0	0	14
Jud Buechler	2-8	0-2	2-3	11	6	3	4	1	0	39
Ed Stokes	5-6	0-0	7-10	5	17	0	2	2	0	37
Matt Othick	1-7	1-6	2-2	2	5	5	4	0	1	33
Matt Muehlebach	6-15	4-11	0-0	2	16	5	1	0	3	39
Casey Schmidt	0-0	0-0	0-0	1	0	0	0	0	0	2
Wayne Womack	0-0	0-0	0-0	0	0	0	0	0	0	11
Sean Rooks	5-8	0-0	1-2	2	11	0	2	1	0	25
Totals	19-47	5-19	12-17	27	55	13	15	4	4	200
	1st		2nd		Total					
FG %	52%		29%		40%					
3FG %	44%		10%		26%					
FT %	63%		78%		71%					

ALABAMA										77
Player	FG	3FG	FT	REB	PTS	A	TO	B	S	MIN
Robert Horry	3-7	2-5	0-0	8	8	3	1	0	0	26
Melvin Cheatum	5-13	0-0	2-2	5	12	1	4	0	0	26
David Benoit	9-13	0-0	2-2	13	20	1	3	0	0	36
Gary Waites	3-4	2-2	2-3	2	10	2	0	0	1	23
James Sanders	5-11	0-2	2-2	2	12	13	2	0	0	36
Kenneth Rice	0-1	0-1	0-0	0	0	0	0	0	0	1
Ernest Brown	0-1	0-1	0-0	1	0	0	0	0	0	1
Bryant Lancaster	0-0	0-0	0-0	1	0	0	0	0	0	1
Darby Rich	0-0	0-0	0-0	0	0	0	0	0	0	1
Marcus Campbell	0-0	0-0	1-2	1	1	0	0	0	0	2
Keith Askins	3-8	2-6	2-4	1	10	3	1	0	0	28
Marcus Webb	2-5	0-0	0-0	4	4	0	1	0	0	19
Totals	30-63	6-17	11-15	40	77	23	12	0	1	200
	1st	2nd	Total							
FG %	44%	54%	48%							
3FG %	40%	29%	35%							
FT %	0%	76%	76%							

**1990**  
**LOYOLA MARYMOUNT 62 • ALABAMA 60**  
 Sweet 16  
 Oakland-Alameda County Coliseum • Oakland, Calif.  
 March 23, 1990 (Regional Semifinal)

<b>ALABAMA</b>	<b>21</b>	<b>39</b>	<b>60</b>
<b>LOYOLA MARYMOUNT</b>	<b>22</b>	<b>40</b>	<b>62</b>

ALABAMA										60
Player	FG	3FG	FT	REB	PTS	A	TO	B	S	MIN
Robert Horry	8-16	0-3	5-7	5	21	3	8	3	2	36
Melvin Cheatum	10-18	0-0	1-2	9	21	1	2	2	1	36
David Benoit	2-5	0-0	0-0	5	4	0	0	1	0	20
Gary Waites	1-1	1-1	0-0	2	3	3	3	1	0	39
James Sanders	3-7	0-3	2-3	5	8	5	5	0	0	40
Keith Askins	1-4	0-0	1-2	9	3	1	6	2	0	28
Marcus Webb	0-0	0-0	0-0	0	0	0	0	0	0	1
Totals	25-51	1-7	9-14	40	60	13	24	9	3	200
	1st		2nd		Total					
FG %	32%		65%		49%					
3FG %	0%		25%		14%					
FT %	83%		50%		64%					

LOYOLA MARYMOUNT										62
Player	FG	3FG	FT	REB	PTS	A	TO	B	S	MIN
Bo Kimble	9-25	1-5	0-0	6	19	0	2	0	4	38
Per Stumer	3-8	1-4	0-0	12	7	2	2	0	1	35
Knight	0-2	0-0	0-0	3	0	1	0	1	0	16
Walker	0-5	0-0	0-0	0	0	1	1	0	1	18
Fryer	4-13	3-10	2-2	7	13	2	0	0	4	36
Peabody	3-6	0-1	1-2	5	7	1	3	0	2	25
Terrell Lowery	6-15	2-8	2-5	3	16	1	2	0	1	27
Scott	0-0	0-0	0-0	0	0	0	0	0	0	5
Totals	25-74	7-28	5-9	39	62	8	10	1	13	200

	<b>1st</b>	<b>2nd</b>	<b>Total</b>
FG %	30%	36%	34%
3FG %	17%	31%	25%
FT %	100%	43%	56%

**1991**  
**ALABAMA 89 • MURRAY STATE 79**  
 No. 4 Seed  
 Southeast Regional  
 The Omni • Atlanta, Ga.  
 March 15, 1991 (First Round)

<b>MURRAY STATE</b>	<b>30</b>	<b>49</b>	<b>79</b>
<b>ALABAMA</b>	<b>46</b>	<b>43</b>	<b>89</b>

MURRAY STATE										79
Player	FG	3FG	FT	REB	PTS	A	TO	B	S	MIN
Greg Coble	9-16	4-8	0-0	5	22	4	5	0	1	38
John Jackson	6-10	0-0	0-0	7	12	1	3	0	1	33
Popeye Jones	5-16	0-1	1-4	8	11	6	2	2	1	36
Paul King	6-13	3-9	10-12	3	25	0	2	1	3	38
Frank Allen	2-14	0-5	0-0	0	4	3	2	0	3	30
Scott Adams	0-0	0-0	0-0	1	0	0	1	0	0	7
Cedric Gumm	10-1	0-0	3-4	4	3	1	0	0	0	10
Donald Overstreet	0-0	0-0	0-0	1	0	0	0	0	0	3
Scott Sivilis	0-1	0-0	2-2	1	2	1	0	0	1	3
Doug Gold	0-0	0-0	0-0	1	2	0	0	0	0	1
Terry Birdsong	0-1	0-0	0-0	2	0	0	0	0	0	1
Totals	28-72	7-23	16-22	42	79	16	15	3	10	200

	<b>1st</b>	<b>2nd</b>	<b>Total</b>
FG %	31%	46%	39%
3FG %	30%	31%	30%
FT %	71%	73%	73%

ALABAMA										89
Player	FG	3FG	FT	REB	PTS	A	TO	B	S	MIN
Robert Horry	8-12	3-5	2-3	5	21	3	0	2	2	27
Latrell Sprewell	5-7	1-2	1-2	9	12	2	2	1	3	34
Melvin Cheatum	11-15	0-0	1-2	9	23	2	4	0	3	34
Gary Waites	3-8	0-5	0-0	5	6	9	2	0	0	30
Bryant Lancaster	0-3	0-0	0-0	2	0	4	1	0	0	21
James Robinson	6-11	3-4	0-0	1	15	1	2	0	1	16
Marcus Webb	2-3	0-0	1-2	3	5	1	2	0	0	14
Marcus Jones	3-5	0-0	0-0	3	5	1	1	0	0	13
Marcus Campbell	0-1	0-0	0-0	1	0	0	0	0	0	7
Darby Rich	0-0	0-0	0-0	0	0	0	0	0	0	2
Kenneth Rice	0-1	0-0	1-2	0	1	0	2	0	0	2
Totals	38-66	7-16	6-11	38	89	23	16	3	9	200

	<b>1st</b>	<b>2nd</b>	<b>Total</b>
FG %	61%	55%	58%
3FG %	44%	43%	44%
FT %	50%	57%	55%

**1991**  
**ALABAMA 96 • WAKE FOREST 88**  
 The Omni • Atlanta, Ga.  
 March 17, 1991 (Second Round)

<b>WAKE FOREST</b>	<b>45</b>	<b>43</b>	<b>88</b>
<b>ALABAMA</b>	<b>48</b>	<b>48</b>	<b>96</b>

WAKE FOREST										88
Player	FG	3FG	FT	REB	PTS	A	TO	B	S	MIN
Anthony Tucker	2-3	0-0	1-3	5	5	3	1	0	0	28
Chris King	13-22	0-1	3-6	4	29	5	2	1	1	37
Rodney Rogers	8-12	0-1	0-0	12	16	4	5	0	0	39
Derrick McQueen	4-8	1-2	0-0	4	9	7	0	0	0	38
Robert Siler	4-7	1-3	2-2	1	11	1	0	0	1	29
Trelonnie Owens	2-2	0-0	0-0	2	4	1	3	0	0	5

Randolph Childress	5-10	1-5	3-3	0	14	6	2	0	1	23
Tom Wise	0-0	0-0	0-0	0	0	0	0	0	0	1
<b>Totals</b>	<b>38-64</b>	<b>3-12</b>	<b>9-14</b>	<b>31</b>	<b>88</b>	<b>27</b>	<b>13</b>	<b>1</b>	<b>3</b>	<b>200</b>

	<b>1st</b>	<b>2nd</b>	<b>Total</b>
FG %	65%	55%	59%
3FG %	33%	22%	25%
FT %	50%	83%	64%

ALABAMA										96
Player	FG	3FG	FT	REB	PTS	A	TO	B	S	MIN
Latrell Sprewell	7-17	0-1	7-7	6	21	6	1	0	0	40
Melvin Cheatum	8-17	0-0	5-7	9	21	1	2	0	0	39
Robert Horry	6-9	2-4	2-2	7	16	2	1	0	1	28
Gary Waites	8-11	5-6	0-0	2	21	10	2	0	2	39
Bryant Lancaster	0-2	0-1	0-0	1	0	0	1	0	1	5
James Robinson	5-14	2-6	3-4	6	15	2	2	0	1	35
Marcus Webb	1-1	0-0	0-0	2	2	1	0	0	0	12
Marcus Campbell	0-0	0-0	0-0	0	0	1	0	0	0	1
Marcus Jones	0-1	0-0	0-0	0	0	0	0	0	0	1
Totals	35-72	9-18	17-20	37	96	24	8	0	5	200

	<b>1st</b>	<b>2nd</b>	<b>Total</b>
FG %	50%	47%	49%
3FG %	64%	29%	50%
FT %	100%	84%	85%

**1991**  
**ARKANSAS 93 • ALABAMA 70**  
 Sweet 16  
 Charlotte Arena • Charlotte, N.C.  
 March 21, 1991 (Regional Semifinal)

<b>ALABAMA</b>	<b>37</b>	<b>33</b>	<b>70</b>
<b>ARKANSAS</b>	<b>40</b>	<b>53</b>	<b>93</b>

ALABAMA						70				
Player	FG	3FG	FT	REB	PTS	A	TO	B	S	MIN
Latrell Sprewell	5-11	0-0	0-0	4	10	4	6	2	0	34
Melvin Cheatum	6-11	0-0	1-1	12	13	0	2	0	3	38
Robert Horry	7-15	1-3	3-4	11	18	1	5	3	1	37
Gary Waites	1-4	0-1	0-0	3	2	4	5	0	1	35
Bryant Lancaster	0-1	0-1	0-0	1	0	1	0	0	0	5
Marcus Jones	1-1	0-0	0-0	0	2	2	2	0	0	7
James Robinson	7-15	3-5	4-6	2	21	0	4	1	0	34
Marcus Campbell	0-0	0-0	0-0	0	0	1	0	0	0	1
Marcus Webb	2-4	0-0	0-1	2	4	0	2	0	0	10
Totals	29-62	4-10	8-13	39	70	13	26	6	5	200

## ALABAMA NCAA TOURNAMENT BOX SCORES

**1992**  
**ALABAMA 80 • STANFORD 75**  
 No. 5 Seed  
 Southeast Regional  
 Riverfront Coliseum • Cincinnati, Ohio  
 March 19, 1992 (First Round)

STANFORD											F	
ALABAMA												
	31	44	75									
	35	45	80									
STANFORD											75	
Player	FG	3FG	FT	REB	PTS	A	TO	B	S	MIN		
Adam Keefe	10-19	0-1	3-4	9	23	1	7	1	0	40		
Brent Williams	10-13	2-2	0-0	7	22	1	3	0	1	40		
Paul Garrett	1-6	0-1	0-0	4	2	0	0	0	0	27		
Marcus Lollie	5-13	4-7	0-0	5	14	6	0	0	1	39		
Peter Dukes	4-8	4-8	0-0	1	12	1	1	0	1	35		
Jim Morgan	1-3	0-0	0-0	1	2	0	1	0	0	13		
Kenny Hicks	0-1	0-1	0-0	0	0	0	0	0	0	6		
Totals	31-63	10-20	3-4	33	75	9	12	1	3	200		
1st											2nd	Total
FG %	42%			57%			49%					
3FG %	17%			64%			50%					
FT %	67%			100%			75%					

ALABAMA										80
Player	FG	3FG	FT	REB	PTS	A	T O	B	S	MIN
Robert Horry	8-13	2-5	1-1	9	19	3	2	3	0	35
Latrell Sprewell	8-16	5-10	2-4	4	23	2	1	1	0	39
Cedric Moore	6-8	0-0	0-0	6	12	1	1	0	0	32
Elliot Washington	0-1	0-1	2-2	2	2	2	1	0	0	22
James Robinson	5-12	2-6	4-4	2	16	4	2	0	0	40
Jason Caffey	3-6	0-0	0-0	2	2	1	1	0	0	12
Darby Rich	1-3	0-0	0-0	2	2	1	0	1	0	19
Totals	31-59	9-22	9-11	28	80	14	8	5	0	200
	1st		2nd		Total					
FG %	50%		55%		53%					
3FG %	20%		58%		41%					
FT %	100%		75%		82%					

**1992**  
**NORTH CAROLINA 64 • ALABAMA 55**  
 Riverfront Coliseum • Cincinnati, Ohio  
 March 21, 1992 (Second Round)

March 24, 1992 (Second Round)											F		
ALABAMA						25	30	55					
NORTH CAROLINA						31	33	64					
ALABAMA											55		
Player	FG	3FG	FT	REB	PTS	A	TO	B	S	MIN			
Robert Horry	6-15	1-6	1-2	8	14	0	4	3	3	38			
Latrell Sprewell	2-15	1-6	0-0	7	5	2	0	0	1	38			
Cedric Moore	0-5	0-0	7-8	4	7	0	1	0	0	29			
Elliot Washington	1-3	1-3	0-0	2	3	0	1	0	0	25			
James Robinson	9-23	4-13	0-0	4	22	1	2	0	3	40			
Jason Caffey	2-7	0-0	0-0	5	4	0	0	0	1	20			
Darby Rich	0-1	0-0	0-0	1	0	2	2	0	0	9			
Kenneth Rice	0-0	0-0	0-0	0	0	0	0	0	0	1			
Totals	20-69	7-28	8-10	31	55	5	10	3	8	200			
1st											2nd	Total	
FG %											29%	29%	29%
3FG %											25%	25%	25%
FT %											83%	75%	80%

NORTH CAROLINA										64
Player	FG	3FG	FT	REB	PTS	A	TO	B	S	MIN
Brain Reese	4-7	0-0	5-7	7	13	2	1	1	0	26
George Lynch	5-8	0-0	0-0	9	10	2	7	2	2	29
Eric Montross	5-8	0-0	2-2	6	12	0	3	0	0	27
Derrick Phelps	2-9	0-0	2-4	8	6	6	5	1	1	40
Hubert Davis	6-15	0-6	4-6	7	16	0	1	0	2	32
Henrik Rodl	2-2	0-0	0-0	2	4	1	5	0	0	21
Pat Sullivan	1-1	0-0	0-0	5	2	3	0	0	0	10
Kevin Salvadori	0-2	0-0	0-0	2	0	0	1	2	0	12
Matt Wenstrom	0-0	0-0	1-2	1	1	0	0	0	0	3
Totals	25-52	0-6	14-21	49	64	14	23	6	5	200
	1st	2nd	Total							
FG %	47%	50%	48%							
3FG%	0%	0%	0%							
FT%	75%	65%	67%							

**1994**  
**ALABAMA 76 • PROVIDENCE 70**  
 No. 9 Seed  
 Southeast Regional  
 Rupp Arena • Lexington, Ky.  
 March 17, 1994 (First Round)

PROVIDENCE											F
ALABAMA											70
											76
PROVIDENCE											70
Player	FG	3FG	FT	REB	PTS	A	TO	B	S	MIN	
Michael Smith	4-9	0-0	2-3	10	10	0	3	2	1	36	
Erik Williams	12-22	0-1	3-7	7	27	2	3	0	3	34	
Dickey Simpkins	1-5	0-0	0-0	6	2	1	2	0	0	32	
Abdul Abdullah	1-3	1-2	0-3	0	3	3	3	0	2	35	
Michael Brown	4-9	3-5	2-2	2	13	3	3	0	2	31	
Rod Phelps	5-13	4-7	0-0	2	14	0	1	0	2	26	
Austin Croshere	0-1	0-1	1-2	1	1	1	0	0	2	6	
Totals	27-62	8-16	8-17	30	70	17	15	2	12	200	
	1st		2nd		Total						
FG %	39%		47%		44%						
3FG %	60%		46%		50%						
FT %	73%		0%		47%						

ALABAMA											76
Player	FG	3FG	FT	REB	PTS	A	TO	B	S	MIN	
Antonio McDyess	5-9	0-0	1-1	12	11	2	3	1	2	21	
Jamal Faulkner	8-15	2-3	2-4	2	20	0	5	1	0	26	
Jason Caffey	3-7	0-0	0-0	5	6	3	3	2	1	22	
Marvin Orange	6-9	5-8	3-4	1	20	5	3	0	0	38	
Artie Griffin	2-6	0-2	0-0	3	4	2	1	0	4	22	
Shon Peck-Love	4-8	1-3	3-5	8	12	2	1	0	1	32	
Walter Pitts	1-2	0-0	1-2	5	3	1	5	0	0	24	
Roy Rogers	0-1	0-0	0-0	0	0	0	1	1	1	13	
Terrance Bethel	0-1	0-1	0-0	0	0	0	0	0	0	2	
Totals	29-58	8-17	10-16	44	76	15	22	5	9	200	
	1st		2nd		Total						
FG %	62%		41%		50%						
3FG %	60%		29%		47%						
FT %	0%		63%		63%						

**1994**  
**PURDUE 83 • ALABAMA 73**  
 Rupp Arena • Lexington, Ky.  
 March 19, 1994 (Second Round)

ALABAMA											F
PURDUE											83
ALABAMA											73
Player	FG	3FG	FT	REB	PTS	A	TO	B	S	MIN	
Antonio McDyess	6-11	0-0	1-3	12	13	0	0	2	2	29	
Jamal Faulkner	9-20	4-7	3-4	11	25	3	0	2	1	17	
Jason Caffey	1-3	0-0	3-4	2	5	0	2	1	0	20	
Marvin Orange	3-9	2-5	2-2	1	10	3	2	0	1	40	
Shon Peck-Love	1-5	1-3	2-2	3	5	3	0	2	1	17	
Artie Griffin	3-13	0-4	2-4	3	8	2	1	1	1	28	
Walter Pitts	2-6	1-1	2-2	4	7	1	1	0	1	30	
Totals	25-67	8-20	15-21	38	73	11	10	7	8	200	
1st											
2nd											
Total											
FG %	33%		40%		37%						
3FG %	43%		39%		40%						
FT %	83%		56%		71%						

PURDUE										83
Player	FG	3FG	FT	REB	PTS	A	TO	B	S	MIN
Glenn Robinson	12-22	2-5	7-9	11	33	1	5	1	0	36
Cuonzo Martin	3-8	2-4	3-4	6	11	3	3	0	1	35
B. Brantley	0-0	0-0	0-0	0	0	0	0	2	0	11
Matt Waddell	2-5	0-1	7-7	1	8	2	0	1	1	32
Porter Roberts	2-4	0-1	3-6	5	7	3	0	0	0	31
Herb Dove	4-5	0-0	0-2	2	8	0	2	1	1	18
Ian Stanback	3-7	0-0	1-2	7	7	1	1	0	2	29
Linc Darner	0-0	0-0	0-0	1	0	0	0	0	0	3
Justin Jennings	3-5	0-0	0-1	3	6	0	0	0	0	6
Totals	29-56	4-11	21-31	40	83	16	13	4	5	200
	1st	2nd		Total						
FG %	46%	61%		52%						
3FG %	43%	25%		36%						
FT %	54%	78%		68%						

**1995**  
**ALABAMA 91 • PENNSYLVANIA 85 (OT)**  
 No. 5 Seed  
 East Regional  
 Baltimore Arena • Baltimore, Md.  
 March 16, 1995 (First Round)

											OT	F
PENNSYLVANIA		38		29		18		85				
ALABAMA		37		30		24		91				
											85	
Player	FG	3FG	FT	REB	PTS	A	TO	B	S	MIN		
Scott Kegl	0-2	0-0	0-0	5	0	2	1	0	0	19		
Shawn Trice	1-5	0-0	0-0	9	2	1	1	0	2	40		
Eric Moore	1-2	1-2	0-0	3	3	1	1	0	0	28		
Matt Maloney	8-21	4-13	3-3	4	23	4	1	0	3	40		
Jerome Allen	11-28	6-11	2-3	6	30	3	4	0	2	44		
Ira Bowman	4-8	2-2	5-8	8	15	3	2	0	2	32		
Tim Krug	4-10	1-5	3-3	4	12	0	0	0	0	20		
Nat Graham	0-0	0-0	0-0	0	0	0	0	0	0	2		
Totals	29-76	14-33	13-17	42	85	14	10	0	9	225		
											1st	
											2nd	
											Total	
FG %	47%		27%		38%							
3FG %	50%		33%		42%							
FT %	75%		73%		77%							

ALABAMA											91
Player	FG	3FG	FT	REB	PTS	A	TO	B	S	MIN	
Jamal Faulkner	3-13	1-3	2-4	12	9	5	3	2	0	41	
Jason Caffey	5-11	0-0	1-3	7	11	3	1	0	0	32	
Antonio McDyess	16-24	0-0	7-8	19	39	1	3	2	1	39	
Marvin Orange	4-11	4-9	2-2	2	14	6	4	0	1	43	
Artie Griffin	0-5	0-2	4-6	3	4	1	2	0	0	29	
Terrance Bethel	0-0	0-0	0-0	1	0	0	0	0	0	2	
Eric Washington	1-5	0-3	0-0	1	2	1	0	0	1	12	
Bryan Passink	2-2	2-2	1-2	3	7	3	0	0	0	17	
Roy Rogers	2-4	0-0	1-3	3	5	0	1	3	0	10	
Totals	33-75	7-19	18-28	57	91	20	14	7	3	225	
	1st	2nd	Total								
FG %	43%	38%	44%								
3FG %	30%	38%	37%								
FT %	50%	50%	64%								



## ALABAMA NCAA TOURNAMENT BOX SCORES

**1975**  
**ARIZONA STATE 97 • ALABAMA 94**  
 West Regional  
 University Activities Center • Tempe, Ariz.  
 March 15, 1975 (First Round)

ALABAMA									F
ARIZONA STATE	36	58	94						
	55	42	97						

ALABAMA									94
Player	FG	FT	REB	PTS	A	TO	B	S	MIN
T. Dunn	9-18	3-5	7	21	1	5	0	4	39
C. Russell	5-13	0-0	2	10	3	2	0	0	22
L. Douglas	12-21	5-14	21	29	2	6	7	1	39
C. Cleveland	8-19	2-2	13	18	3	6	0	1	38
A. Murray	2-3	4-5	4	8	4	5	0	2	29
R. Brown	3-8	0-1	3	6	4	0	1	1	21
J. Dill	1-2	0-2	1	2	2	0	0	0	12
Totals	40-83	14-29	53	94	19	24	8	9	200

	1st	2nd	Total
FG %	39%	57%	48%
FT%	54%	44%	48%

ARIZONA STATE									97
Player	FG	FT	REB	PTS	A	TO	B	S	MIN
M. Moon	5-5	0-0	2	10	3	2	0	1	29
L. Hollins	6-14	5-6	3	17	5	4	1	7	27
S. Lloyd	8-11	2-3	8	18	1	2	1	0	28
R. White	5-15	7-9	3	17	6	9	0	3	36
J. Schrader	5-9	3-3	11	13	3	1	0	2	37
G. Jackson	4-5	2-2	2	10	1	0	0	1	8
J. Holliman	4-6	0-2	6	8	1	1	0	1	17
N. Drayton	1-1	0-0	1	2	0	1	0	0	2
K. Wright	1-3	0-0	3	2	0	1	0	0	11
G. White	0-0	0-0	0	0	0	0	0	0	2
R. Taylor	0-0	0-0	0	0	1	0	0	0	3
Totals	39-69	19-25	41	97	21	21	2	15	200

	1st	2nd	Total
FG %	56%	57%	57%
FT%	73%	80%	76%

**1976**  
**ALABAMA 79 • NORTH CAROLINA 64**  
 Mideast Regional  
 Dayton Arena • Dayton, Ohio  
 March 13, 1976 (First Round)

NORTH CAROLINA									F
ALABAMA	28	36	64						
	40	39	79						

NORTH CAROLINA									64
Player	FG	FT	REB	PTS	A	TO	B	S	MIN
Walter Davis	6-17	4-5	7	16	5	1	1	2	35
Tommy LaGarde	9-16	4-4	11	22	2	0	0	0	29
Mitch Kupchak	3-11	2-2	12	8	1	3	1	0	31
Phil Ford	1-5	0-0	2	2	3	5	0	3	28
John Kuester	3-8	0-0	1	6	5	4	0	2	33
Bruce Buckley	2-4	0-1	0	4	0	1	0	0	10
Dudley Bradley	1-5	0-0	0	2	3	2	0	0	9
Tom Zaliagiris	0-2	0-0	0	0	0	0	0	0	4
Dave Hanners	1-2	0-0	0	2	1	1	0	5	15
Woody Coley	0-1	0-0	0	0	0	0	1	0	2
Bill Chambers	1-2	0-0	0	2	0	0	0	0	3
Keith Valentine	0-0	0-0	0	0	0	0	0	1	1
Totals	27-73	10-12	36	64	21	17	2	13	200

	1st	2nd	Total
FG %	33%	40%	37%
FT%	100%	67%	83%

ALABAMA									79
Player	FG	FT	REB	PTS	A	TO	B	S	MIN
Reggie King	6-11	1-2	11	13	1	4	0	0	36
Rickey Brown	4-12	0-0	7	8	3	6	0	1	38
Leon Douglas	16-23	3-5	17	35	1	5	3	0	37
T.R. Dunn	3-7	0-0	6	6	6	2	1	1	38
Anthony Murray	3-6	7-12	1	13	4	4	0	4	34
Keith McCord	1-1	0-0	0	2	1	0	0	0	7
Greg McElveen	0-2	2-2	1	2	0	0	0	0	10
Totals	33-62	13-21	49	79	16	21	4	6	200

	1st	2nd	Total
FG %	58%	48%	53%
FT%	33%	73%	62%

**1976**  
**INDIANA 74 • ALABAMA 69**  
 Sweet 16  
 Assembly Center • Baton Rouge, La.  
 March 18, 1976 (Regional Semifinal)

ALABAMA									F
INDIANA	29	40	69						
	37	37	74						

ALABAMA									69
Player	FG	FT	REB	PTS	A	TO	B	S	MIN
Rickey Brown	3-7	1-2	5	7	0	2	0	0	25
Reggie King	2-6	0-0	6	4	0	3	1	0	25
Leon Douglas	5-16	2-6	7	12	3	3	2	0	39
Anthony Murray	7-11	1-2	7	15	4	3	0	2	38
T.R. Dunn	7-14	2-2	5	16	1	2	1	2	37
Keith McCord	5-9	1-2	3	11	0	1	0	0	25
Tommy Bonds	1-2	0-0	0	2	0	0	0	0	4
Greg McElveen	1-4	0-0	1	2	1	0	0	0	7
Totals	31-69	7-14	35	69	9	14	4	4	200

	1st	2nd	Total
FG %	33%	58%	45%
FT%	63%	33%	50%

INDIANA									74
Player	FG	FT	REB	PTS	A	TO	B	S	MIN
Tom Abernathy	2-6	4-5	6	8	3	1	0	0	40
Scott May	9-22	7-9	16	25	0	5	0	0	40
Kent Benson	7-11	1-2	5	15	3	3	1	0	33
Bob Wilkerson	6-12	2-2	12	14	4	7	0	0	40
Quinn Buckner	5-8	2-5	2	12	4	2	0	1	31
Wayne Radford	0-1	0-0	1	0	0	1	0	1	9
Jim Wishman	0-0	0-0	0	0	0	1	0	0	1
Rick Valavicius	0-0	0-1	0	0	0	0	0	0	6
Totals	29-60	16-24	44	74	14	20	1	2	200

	1st	2nd	Total
FG %	45%	55%	48%
FT%	60%	68%	67%

**1982**  
**ALABAMA 69 • ST. JOHN'S 68**  
 No. 4 Seed  
 East Regional  
 Nassau Coliseum • Uniondale, N.Y.  
 March 14, 1982 (First Round)

ST. JOHN'S									F
ALABAMA	32	36	68						
	41	28	69						

ST. JOHN'S									68
Player	FG	FT	REB	PTS	A	TO	B	S	MIN
David Russell	6-11	5-5	7	17	2	6	0	0	36
Bill Goodwin	7-14	4-6	9	18	2	4	0	0	39
Jeff Allen	5-5	0-0	3	10	0	0	1	2	21
Bob Kelly	0-2	2-3	2	2	6	4	0	2	37
Chris Mullin	5-11	4-6	4	14	4	5	0	1	32
Bill Wennington	0-4	0-0	3	0	1	0	1	0	19
Ron Stewart	1-1	0-1	2	2	0	1	0	0	4
Kevin Williams	1-3	3-3	2	5	0	0	0	0	9
George Garrison	0-1	0-0	0	0	0	1	0	1	3
Totals	25-52	18-24	35	68	15	21	2	6	200

	1st	2nd	Total
FG %	42%	54%	48%
FT%	62%	91%	75%

ALABAMA									69
Player	FG	FT	REB	PTS	A	TO	B	S	MIN
Cliff Windham	1-1	1-2	2	3	0	1	0	0	6
Eddie Phillips	3-10	10-10	8	16	0	3	0	0	37
Bobby Lee Hurt	1-4	6-8	2	8	2	1	3	1	18
Ennis Whatley	4-9	4-5	2	12	5	4	0	0	36
Mike Davis	4-8	1-3	1	9	0	1	0	0	39
Eric Richardson	2-5	3-4	1	7	2	1	0	2	29
Phillip Lockett	1-5	4-5	7	6	0	2	0	0	23
Terry Williams	4-6	0-0	5	8	1	1	0	1	12
Totals	20-48	20-37	21	69	10	14	3	4	200

	1st	2nd	Total
FG %	45%	37%	42%
FT%	83%	74%	78%

**1982**  
**NORTH CAROLINA 74 • ALABAMA 69**  
 Sweet 16  
 Reynolds Coliseum • Raleigh, N.C.  
 March 19, 1982 (Regional Semifinal)

ALABAMA									F
NORTH CAROLINA	36	33	69						
	41	33	74						

ALABAMA									69
Player	FG	FT	REB	PTS	A	TO	B	S	MIN
Cliff Windham	2-4	2-2	2	6	0	0	0	0	9
Eddie Phillips	7-9	2-4	2	16	0	1	0	0	20
Bobby Lee Hurt	6-8	0-0	8	12	0	1	1	0	30
Ennis Whatley	4-13	2-2	2	10	4	6	0	2	40
Mike Davis	3-6	1-2	1	7	1	1	0	0	34
Eric Richardson	5-7	0-0	0	10	6	1	0	0	36
Terry Williams	1-3	0-0	1	2	0	1	1	0	12
Phillip Lockett	1-3	4-6	5	6	0	0	0	0	19
Totals	29-53	11-16	27	69	11	11	2	2	200

	1st	2nd	Total
FG %	60%	50%	55%
FT%	60%	83%	69%

NORTH CAROLINA									74
Player	FG	FT	REB	PTS	A	TO	B	S	MIN
Matt Doherty	5-9	6-6	2	16	3	0	0	0	35
James Worthly	4-11	8-8	8	16	3	3	0	0	35
Sam Perkins	5-8	5-7	5	15	1	1	0	1	39
Jimmy Black	6-7	2-4	2	14	6	4	0	0	39
Michael Jordan	3-6	5-5	3	11	3	2	0	1	33
Buzz Peterson	1-1	0-0	1	2	0	0	0	0	1
Jeb Barlow	0-0	0-0	1	0	0	0	0	0	3
Chris Brust	0-1	0-0	1	0	0	1	0	0	1
Jim Braddock	0-0	0-0	0	0	1	0	0	0	1
Warren Martin	0-0	0-0	0	0	0	1	0	0	1
Cecil Exum	0-0	0-0	0	0	0	0	0	0	1
Totals	24-43	26-31	25	74	17	12	0	3	200

	1st	2nd	Total
FG %	54%	60%	56%
FT%	92%	79%	84%

**1983**  
**LAMAR 73 • ALABAMA 50**  
 No. 6 Seed  
 Midwest Regional  
 The Summit • Houston, Texas  
 March 17, 1983 (First Round)

ALABAMA									F
LAMAR	28	22	50						
	32	41	73						

ALABAMA	50								
Player	FG	FT	REB	PTS	A	TO	B	S	MIN
Buck Johnson	3-6	2-2	9	8	2	2	0	2	30
Cliff Windham	2-5	1-2	5	5	0	2	0	0	26
Bobby Lee Hurt	6-8	3-6	12	15	0	2	2	1	32
Ennis Whately	4-14	2-2	4	10	6	5	0	0	36
Mike Davis	3-14	0-0	1	6	2	0	0	0	30
Eric Richardson	0-3	0-0	1	0	1	1	0	0	7
Vance Wheeler	0-4	0-0	1	0	2	1	0	0	6
Eddie Adams	1-1	0-0	1	2	0	0	0	0	2
Terry Williams	2-6	0-0	3	4	1	2	1	0	28
Mark Farmer	0-0	0-0	0	0	0	0	0	0	3
Totals	21-61	8-12	36	50	14	15	3	3	200

## ALABAMA NCAA TOURNAMENT BOX SCORES

FT% 29% 62% 57%

**1984**  
**ILLINOIS STATE 49 • ALABAMA 48**  
 No. 9 Seed  
 Midwest Regional  
 Bob Devaney Sports Center • Lincoln, Neb.  
 March 16, 1984 (First Round)

ALABAMA	30	18	48	F
ILLINOIS STATE	26	23	49	

ALABAMA										48
Player	FG	FT	REB	PTS	A	TO	B	S	MIN	
Buck Johnson	4-10	0-0	6	8	1	5	1	0	36	
Terry Williams	8-11	0-0	4	16	4	1	0	0	40	
Bobby Lee Hurt	7-10	2-2	2	16	2	1	0	0	39	
Eric Richardson	3-10	0-0	1	6	3	3	0	2	40	
Terry Coner	0-1	0-0	2	0	2	2	0	0	15	
Darrell Neal	1-7	0-0	1	2	2	0	0	0	28	
Mark Farmer	0-0	0-0	0	0	0	0	0	0	2	
Totals	23-49	2-2	29	48	14	12	1	2	200	

	1st	2nd	Total
FG %	52%	41%	47%
FT%	100%	0%	100%

ILLINOIS STATE										49
Player	FG	FT	REB	PTS	A	TO	B	S	MIN	
Lou Stefanovic	4-11	0-0	2	8	0	1	0	2	28	
Hank Cornley	5-13	0-0	6	10	1	3	0	0	40	
Mark Zwart	3-5	0-0	11	6	2	3	0	0	34	
Michael McKenney	5-11	0-0	2	10	5	2	1	1	36	
Rickie Johnson	3-8	1-2	3	7	4	0	0	3	40	
Brad Duncan	4-6	0-0	0	8	1	0	0	0	21	
Bill Braksick	0-0	0-0	0	0	0	0	0	0	1	
Totals	24-54	1-2	26	49	13	9	1	6	200	

	1st	2nd	Total
FG %	38%	55%	44%
FT%	0%	50%	50%

**1985**  
**ALABAMA 50 • ARIZONA 41**  
 No. 7 Seed  
 West Regional  
 The Pit • Albuquerque, N.M.  
 March 15, 1985 (First Round)

ARIZONA	17	24	41	F
ALABAMA	19	31	50	

ARIZONA										41
Player	FG	FT	REB	PTS	A	TO	B	S	MIN	
Eddie Smith	2-11	5-6	6	9	2	2	1	1	38	
Morgan Taylor	0-5	4-6	6	4	0	1	0	0	26	
Pete Williams	3-11	4-5	7	10	1	3	1	3	40	
Brock Brunkhorst	2-6	0-0	2	4	3	2	0	1	31	
Steve Kerr	4-8	0-0	5	8	0	2	0	0	40	
Craig McMiggan	4-6	0-2	1	8	1	2	0	1	25	
Totals	5-48	13-19	29	41	7	12	2	6	200	

	1st	2nd	Total
FG %	33%	27%	29%
FT%	83%	62%	68%

ALABAMA									50
Player	FG	FT	REB	PTS	A	TO	B	S	MIN
Buck Johnson	5-6	2-4	5	12	2	3	0	0	36
Derrick McKey	0-2	0-0	3	0	2	2	2	1	27
Bobby Lee Hurt	5-7	4-9	6	14	0	2	2	2	38
Mark Gottfried	1-3	2-2	2	4	0	1	0	0	22
Terry Coner	2-7	6-6	4	10	5	4	0	1	38
Jim Farmer	4-7	0-0	4	8	0	2	0	0	23
Darrell Neal	1-7	0-0	1	2	0	1	0	0	16
Totals	18-36	14-21	32	50	9	15	4	4	200

	1st	2nd	Total
FG %	53%	47%	50%
FT%	25%	76%	67%

**1985**  
**ALABAMA 63 • VCU 59**  
 The Pit • Albuquerque, N.M.  
 March 17, 1985 (Second Round)

VCU	19	40	59	F
ALABAMA	27	36	63	

VCU	59								
Player	FG	FT	REB	PTS	A	TO	B	S	MIN
Michael Brown	2-9	1-2	4	5	1	2	0	0	40
Neil Wake	0-1	1-3	7	1	0	0	0	0	22
Mike Schlegal	7-12	1-3	8	15	2	4	0	0	40
Calvin Duncan	5-16	1-3	8	11	1	1	0	0	37
Rolando Lamb	12-23	1-2	7	25	3	2	0	3	39
Bruce Allen	0-0	0-0	0	0	0	0	0	0	1
Robert Dickerson	1-2	0-0	0	2	0	0	0	1	14
Phil Stinnie	0-0	0-0	0	0	0	0	0	0	2
Alvin Robinson	0-0	0-0	0	0	0	0	0	0	5
Totals	27-63	5-13	34	59	7	9	0	4	200

	1st	2nd	Total
FG %	35%	48%	43%
FT%	43%	33%	38%

ALABAMA									63
Player	FG	FT	REB	PTS	A	TO	B	S	MIN
Buck Johnson	1-5	4-5	10	6	2	1	1	2	35
Derrick McKey	3-7	0-1	3	6	3	3	3	1	35
Bobby Lee Hurt	8-10	3-4	13	19	0	1	1	0	40
Mark Gottfried	3-8	4-4	5	10	0	4	1	0	20
Terry Coner	5-7	4-6	1	14	5	3	0	1	37
Jim Farmer	4-10	0-2	2	8	0	1	1	0	24
Darrell Neal	0-1	0-0	2	0	0	0	0	0	9
Totals	24-48	15-22	36	63	10	13	7	4	200

	1st	2nd	Total
FG %	46%	55%	50%
FT%	60%	71%	68%

**1985**  
**N.C. STATE 61 • ALABAMA 55**  
 Sweet 16  
 McNichols Arena • Denver, Colo.  
 March 22, 1985 (Regional Semifinal)

ALABAMA	27	28	55	F
N.C. STATE	27	34	61	

ALABAMA									55
Player	FG	FT	REB	PTS	A	TO	B	S	MIN
Buck Johnson	7-11	2-5	14	16	2	2	1	0	38
Derrick McKey	3-8	0-0	4	6	1	0	1	0	32
Bobby Lee Hurt	4-9	1-3	5	9	0	0	1	0	39
Mark Gottfried	1-6	0-0	0	2	2	0	0	0	23
Terry Coner	6-10	6-10	4	18	4	5	0	2	33
Jim Farmer	2-4	0-0	1	4	3	3	0	1	25
Darrell Neal	0-2	0-0	0	0	0	1	0	0	9
Mark Farmer	0-0	0-0	0	0	0	0	0	0	1
Totals	23-50	9-18	37	55	12	11	3	3	200

	1st	2nd	Total
FG %	50%	42%	46%
FT%	20%	62%	50%

N.C. STATE									61
Player	FG	FT	REB	PTS	A	TO	B	S	MIN
Russell Pierre	2-4	4-5	6	8	0	1	0	1	29
Lorenzo Charles	5-11	4-6	6	14	3	0	0	0	35
Cozell McQueen	2-5	0-0	4	4	0	1	0	1	25
Anthony Webb	5-12	4-6	4	14	5	2	0	1	38
Nate McMillian	0-2	2-6	5	2	4	3	0	1	22
Bennie Bolton	4-8	3-4	1	11	1	2	1	1	30
Terry Gannon	4-4	0-0	0	8	2	1	0	0	14
Ernie Myers	0-1	0-0	0	0	0	0	0	0	6
John Thompson	0-0	0-0	0	0	0	0	0	0	1
Totals	22-47	17-27	31	61	15	10	1	5	200

	1st	2nd	Total
FG %	44%	50%	47%
FT%	50%	68%	63%

**1986**  
**ALABAMA 97 • XAVIER 80**  
 No. 5 Seed  
 Southeast Regional  
 Charlotte Coliseum • Charlotte, N.C.  
 March 14, 1986 (First Round)

XAVIER	33	47	80	F
ALABAMA	39	58	97	

XAVIER										80
Player	FG	FT	REB	PTS	A	TO	B	S	MIN	
Richie Harris	11-19	2-3	11	24	0	0	0	2	35	
Walt McBride	4-8	0-0	4	8	1	3	0	1	36	
Eddie Johnson	7-12	1-3	9	15	0	1	0	1	35	
Ralph Lee	0-4	2-2	3	2	9	5	0	2	37	
Byron Larkin	10-26	3-5	2	23	1	2	0	1	36	
Kelly Williamson	1-1	0-0	1	2	0	0	0	0	2	
Leroy Greenidge	1-4	0-0	0	2	1	0	0	0	8	
Mike Ramey	1-1	0-0	0	2	1	0	0	0	1	
Dexter Campbell	0-0	0-0	0	0	1	1	0	0	1	
John Kelley	0-0	0-0	0	0	1	0	0	1	1	
Andy Donnelley	1-2	0-0	3	2	0	1	1	0	7	
Totals	36-77	8-13	36	80	15	14	1	8	200	

	1st	2nd	Total
FG %	42%	50%	47%
FT%	57%	75%	62%

ALABAMA										97
Player	FG	FT	REB	PTS	A	TO	B	S	MIN	
Jim Farmer	10-15	4-5	7	24	1	2	0	0	39	
Buck Johnson	11-19	0-2	7	22	2	5	1	1	32	
Derrick McKey	7-8	2-2	3	16	4	1	3	0	25	
Mark Gottfried	3-6	0-0	0	6	2	1	0	1	20	
Terry Coner	5-8	4-4	1	14	9	2	2	1	37	
Gary White	0-0	0-0	0	0	0	0	0	0	1	
James Jackson	1-2	1-2	0	3	1	1	0	2	11	
Craig Dudley	1-1	0-0	0	2	0	0	0	0	6	
Michael Ansley	5-8	0-0	9	10	0	2	0	0	29	
Totals	43-64	11-15	32	97	19	14	6	5	200	

	1st	2nd	Total
FG %	56%	80%	67%
FT%	100%	71%	73%

**1986**  
**ALABAMA 58 • ILLINOIS 56**  
 Charlotte Coliseum • Charlotte, N.C.  
 March 16, 1986 (Second Round)

ILLINOIS	24	32	56	F
ALABAMA	33	25	58	

ILLINOIS										56
Player	FG	FT	REB	PTS	A	TO	B	S	MIN	
Efrem Winters	0-5	0-0	7	0	5	1	1	1	32	
Anthony Welch	7-14	0-0	8	14	0	0	0	0	31	
Ken Norman	5-7	0-0	2	10	0	1	1	0	30	
Glynn Blackwell	2-6	0-0	3	4	2	2	0	3	22	
Bruce Douglas	3-7	0-0	2	6	7	1	0	0	33	
Tony Wysinger	9-14	0-0	3	18	4	0	0	2	34	
Scott Meents	2-7	0-0	3	4	0	1	0	1	17	
Lowell Hamilton	0-0	0-0	0	0	0	0	0	0	1	
Totals	28-60	0-0	31	56	18	5	2	7	200	

	1st	2nd	Total
FG %	36%	59%	47%
FT%	0%	0%	0%

ALABAMA									58
Player	FG	FT	REB	PTS	A	TO	B	S	MIN
Jim Farmer	6-11	1-3	5	13	0	2	0	0	40
Buck Johnson	6-13	0-0	7	12	2	3	0	1	40
Derrick McKey	2-5	3-4	4	7	0	0	1	0	25
Mark Gottfried	4-7	0-0	3	8	1	1	0	0	27
Terry Coner	5-14	2-2	5	12	10	3	1	0	40
James Jackson	2-2	0-0	0	4	1	0	0	1	14
Michael Ansley	1-1	0-0	0	2	0	0	0	1	14
Totals	26-53	6-9	29	58	14	9	3	3	200

	1st</
--	-------

## ALABAMA NCAA TOURNAMENT BOX SCORES

**1986**  
**KENTUCKY 68 • ALABAMA 63**  
 Sweet 16

 The Omni • Atlanta, Ga.  
 March 20, 1986 (Regional Semifinal)

ALABAMA	28	35	F
KENTUCKY	32	36	63

ALABAMA										63
Player	FG	FT	REB	PTS	A	TO	B	S	MIN	
Jim Farmer	3-9	1-2	4	7	0	1	0	1	36	
Buck Johnson	6-14	4-4	9	16	0	5	0	2	40	
Derrick McKey	4-8	4-4	12	12	1	0	1	0	40	
Mark Gottfried	1-3	0-0	2	2	0	1	0	0	18	
Terry Coner	7-12	6-7	4	20	4	2	0	2	38	
James Jackson	1-4	1-2	1	3	0	2	1	0	16	
Michael Ansley	1-3	1-2	1	3	0	0	1	1	11	
Craig Dudley	0-1	0-0	0	0	0	0	0	0	1	
Totals	23-54	17-21	34	63	5	11	3	6	200	

1st	2nd	Total
FG %	48%	37%
FT %	50%	88%
		43%
		81%

KENTUCKY										68
Player	FG	FT	REB	PTS	A	TO	B	S	MIN	
Winston Bennett	6-11	2-4	12	14	1	2	0	0	39	
Kenny Walker	9-19	4-4	7	22	1	4	3	2	40	
James Blackmon	5-7	1-4	3	11	0	0	0	0	35	
Ed Davender	4-8	5-6	3	13	2	2	0	2	24	
Roger Harden	1-4	0-1	1	2	9	2	0	1	37	
Cedrick Jenkins	2-3	2-2	4	6	1	0	0	0	23	
Richard Madison	0-0	0-0	0	0	0	1	0	0	2	
Totals	27-52	14-21	30	68	14	11	3	5	200	

1st	2nd	Total
FG %	54%	50%
FT %	100%	63%
		52%
		67%

**1987**

Appearance later vacated by NCAA ruling

**ALABAMA 88 • NORTH CAROLINA A&T 71**  
 No. 2 Seed

 Southeast Regional  
 Birmingham-Jefferson Civic Center • Birmingham, Ala.  
 March 12, 1987 (First Round)

NORTH CAROLINA A&T	27	44	F
ALABAMA	37	51	71

NORTH CAROLINA A&T						71
Player	MIN	FG	3FG	FT	REB	PTS
Claude Williams	38	10-14	0-0	5-8	7	25
Carlton Becton	11	0-2	0-0	0-0	2	0
Lee Robinson	30	2-5	0-0	1-2	4	5
Thomas Griffin	40	4-15	2-6	3-3	3	13
George Cale	37	8-13	0-0	0-0	4	16
Corvin Davis	28	3-13	0-5	2-2	4	8
Kenny Cox	13	1-5	0-0	2-4	5	4
Travis Mcrae	3	0-0	0-0	0-0	0	0
Totals	200	28-67	2-12	13-19	34	71

1st	2nd	Total
FG %	44%	39%
FT %	0%	68%
		41%
		68%

ALABAMA						88
Player	MIN	FG	3FG	FT	REB	PTS
Jim Farmer	37	12-17	4-5	1-1	1	29
Michael Ansley	31	2-5	0-0	2-3	5	6
Derrick McKey	37	8-14	1-1	8-8	14	24
Mark Gottfried	28	3-5	2-3	0-0	2	8
Terry Coner	30	1-3	0-0	0-0	4	2
James Jackson	20	3-4	2-2	2-2	1	10
Keith Askins	12	2-5	0-0	2-2	2	6
Bill Devaughn	4	1-2	0-0	0-0	1	2
Rob Cornegy	1	0-0	0-0	0-0	0	0
Totals	200	32-55	9-11	15-16	32	88

1st	2nd	Total
FG %	55%	60%
FT %	80%	100%
		58%
		93%

**1987**  
**ALABAMA 101 • NEW ORLEANS 76**  
 Birmingham-Jefferson Civic Center • Birmingham, Ala.  
 March 14, 1987 (Second Round)

NEW ORLEANS	39	37	F
ALABAMA	58	43	76

NEW ORLEANS										76
Player	FG	3FG	FT	REB	PTS	A	TO	B	S	MIN
Sam Jones	2-4	0-1	0-0	2	4	0	1	0	1	18
Ronnie Grandison	6-13	0-0	6-7	6	18	0	2	0	4	36
Mike Smith	0-3	0-0	0-0	3	0	0	1	2	0	10
Gabe Corchiani	4-6	2-3	1-1	3	11	5	3	0	1	20
Ledell Eackles	5-13	3-7	3-6	1	16	1	1	0	0	36
Willie Richardson	3-4	0-0	0-0	1	6	2	0	0	1	18
Wendell Perkins	0-1	0-0	0-0	0	0	0	0	0	0	8
Eric Coleman	1-3	0-1	1-2	0	3	0	1	0	0	9
Elden Irving	1-2	0-1	1-2	1	3	0	2	0	0	11
David Hodo	0-1	0-1	4-4	1	4	0	1	0	0	6
Terrance Bellock	2-4	0-0	4-6	2	8	2	0	0	2	18
Damon Vance	1-2	0-0	1-2	2	3	0	0	0	0	6
Totals	25-56	5-14	21-30	25	76	10	12	2	9	200

1st	2nd	Total
FG %	46%	43%
3FG %	67%	13%
FT %	69%	71%
		45%
		36%
		70%

ALABAMA											101
Player	FG	3FG	FT	REB	PTS	A	TO	B	S	MIN	
Jim Farmer	6-13	2-3	5-5	6	19	2	2	0	1	36	
Michael Ansley	2-3	0-0	0-0	5	4	0	2	0	0	16	
Derrick McKey	10-12	0-0	6-6	4	26	4	2	5	2	35	
Mark Gottfried	7-9	4-6	2-2	1	20	0	6	0	1	33	
Terry Coner	8-10	0-1	1-2	1	17	7	2	0	0	30	
James Jackson	4-5	1-1	0-1	3	9	0	0	0	1	17	
Keith Askins	3-3	0-0	0-1	6	6	1	1	0	0	23	
Bill Devaughn	0-0	0-0	0-0	0	0	1	0	0	0	5	
Rob Cornegy	0-0	0-0	0-2	0	0	0	0	1	0	5	
Totals	40-55	7-11	14-19	27	101	15	15	6	5	200	

1st	2nd	Total
FG %	73%	72%
3FG %	67%	60%
FT %	91%	50%
		73%
		64%
		74%

**1987**  
**PROVIDENCE 103 • ALABAMA 82**  
 Sweet 16

 Freedom Hall • Louisville, Ky.  
 March 19, 1987 (Regional Semifinal)

ALABAMA	41	41	F
PROVIDENCE	49	54	82

ALABAMA										82
Player	FG	3FG	FT	REB	PTS	A	TO	B	S	MIN
Jim Farmer	7-19	2-9	8-8	1	24	3	1	0	2	36
Michael Ansley	6-9	0-0	2-2	6	14	0	1	0	0	31
Derrick McKey	3-6	0-1	5-5	4	11	2	0	1	1	37
Mark Gottfried	5-10	4-9	0-2	3	14	1	4	0	0	27
Terry Coner	5-7	0-0	2-3	2	14	4	5	0	0	33
James Jackson	1-5	1-2	4-4	2	7	0	0	0	1	22
Keith Askins	0-3	0-2	0-0	3	0	0	0	0	2	14
Totals	27-59	7-23	21-24	23	82	10	11	1	6	200

1st	2nd	Total
FG %	64%	32%
3FG %	50%	20%
FT %	100%	84%
		46%
		30%
		88%

PROVIDENCE										103
Player	FG	3FG	FT	REB	PTS	A	TO	B	S	MIN
David Kipfer	3-5	0-0	3-5	1	9	1	1	0	0	25
Ernie Lewis	3-6	3-6	0-0	3	9	3	2	0	0	28
Steve Wright	7-9	0-0	1-1	5	15	0	2	1	0	24
Delray Brooks	7-11	5-8	4-5	7	23	3	1	0	2	36
Billy Donovan	6-7	5-6	9-10	3	26	10	3	0	1	30
Jacek Duda	0-1	0-0	0-0	3	0	0	2	0	0	16
Carlton Screen	1-2	0-0	0-1	0	2	4	2	0	0	14
Marty Conlon	1-1	0-0	4-4	4	6	2	0	0	0	14
Jay Smedeker	0-0	0-0	0-0	1	0	0	0	0	0	1
Darryl Wright	5-6	1-2	2-4	2	13	0	0	0	0	12
Totals	33-48	14-22	23-30	33	103	24	13	1	3	200

1st	2nd	Total
FG %	67%	71%
3FG %	69%	56%
FT %	57%	83%
		69%
		64%
		77%

**1989**  
**SOUTH ALABAMA 86 • ALABAMA 84**  
 No. 6 Seed

 Southeast Regional  
 The Omni • Atlanta, Ga.  
 March 17, 1989 (First Round)

ALABAMA	49	35	F
SOUTH ALABAMA	33	53	84

ALABAMA											84
Player	FG	3FG	FT	REB	PTS	A	TO	B	S	MIN	
Robert Horry	2-3	1-1	2-2	6	7	3	0	0	0	26	
Michael Ansley	12-25	0-0	1-2	8	25	3	1	0	1	35	
David Benoit	2-3	0-0	2-2	8	6	1	1	0	0	24	
Gary Waites	7-13	1-3	2-4	6	17	7	3	0	1	34	
Alvin Lee	8-16	2-4	0-0	0	18	2	3	0	0	40	
Keith Askins	5-8	1-2	0-0	5	11	1	0	0	1	23	
Melvin Cheatum	0-2	0-0	0-0	1	0	3	0	0	0	7	
Marcus Webb	0-0	0-0	0-0	0	0	0	0	0	0	2	
Totals	36-71	5-11	7-10	38	84	20	8	0	3	200	

1st	2nd	Total
FG %	57%	44%
3FG %	43%	50%
FT %	80%	60%
		51%
		46%
		70%

SOUTH ALABAMA											86
Player	FG	3FG	FT	REB	PTS	A	TO	B	S	MIN	
Gabriel Estaba	7-12	0-0	12-16	7	26	0	0	0	1	34	
John Jimmerson	1-4	0-0	1-3	6	3	4	1	0	0	26	
Phillip Darden	2-7	0-0	0-0	3	4	1	0	3	0	24	
Jeff Hodge	11-20	3-7	4-4	5	29	2	1	0	0	38	
Junie Lewis	6-15	0-0	3-6	12	15	5	2	0	0	37	
Neil Smith	1-3	0-0	0-2	3	2	0	0	0	0	15	
T. Brodnick	1-3	0-1	3-4	1	5	1	0	0	1	17	
Derek Turner	1-1	0-0	0-0	0	2	0	0	0	0	8	
Darrell Nelson	0-0	0-0	0-0	0	0	0	1	0	0	1	
Totals	30-65	3-8	23-35	40	86	13	5	3	2	200	

1st	2nd	Total
FG %	37%	54%
3FG %	0%	60%
FT %	61%	71%
		46%
		38%
		66%

**1990**  
**ALABAMA 71 • COLORADO STATE 54**  
 No. 7 Seed

 West Regional  
 Long Beach Arena • Long Beach, Calif.  
 March 16, 1990 (First Round)

COLORADO STATE	22	32	F
ALABAMA	33	38	54

COLORADO STATE											54
Player	FG	3FG	FT	REB	PTS	A	TO	B	S	MIN	
Mike Mitchell	11-20	1-4	1-3	8	24	5	4	0	3	40	
Andy Anderson	0-1	0-0	0-0	1	0	4	2	0	0	18	
Eric Frieauff	0-3	0-0	1-2	4	1	2	1	0	1	25	
Mark Meredith	5-8	5-7	0-0	1	15	1	2	0	0	37	
Lynn Tryon	4-11	0-3	0-0	4	8	2	1	0	1	36	
Dwayne Polk	0-1	0-1	0-0	0	4	0	0	0	0	4	
Carren Wilson	0-0	0-0	0-0	0	0	1	1	0	0	7	
Tracy Jordan	1-2	0-0	2-2	3	4	2	1	0	0	7	
Dwayne Molyneaux	0-1	0-0	0-2	0	0	1	1	0	0	9	
Jamie Hines	0-1	0-0	0-0	0	0	0	0	0	0	3	
Matt Sharp	11-1	0-0	0-0	1	2	1	2	0	0	14	
Totals	22-49	6-15	4-9	23	54	19	15	0	5	200	

## ALABAMA NCAA TOURNAMENT BOX SCORES

James Sanders	7-10	2-3	2-3	4	18	9	1	0	0	35
Kenneth Rice	0-0	0-0	2-2	1	2	0	1	0	0	1
Ernest Brown	1-1	0-0	0-0	1	2	0	0	0	1	2
Bryant Lancaster	1-1	0-0	0-0	0	2	0	1	0	0	1
Darby Rich	0-0	0-0	0-0	0	0	0	0	0	0	1
Marcus Campbell	0-0	0-0	0-0	0	0	0	1	0	0	2
Anthony Lawrence	0-0	0-0	0-0	0	0	1	1	0	0	1
Keith Askins	0-2	0-0	0-0	1	0	0	3	0	0	8
Marcus Webb	3-6	0-0	2-3	2	8	1	0	0	0	11
<b>Totals</b>	<b>28-45</b>	<b>8-11</b>	<b>7-11</b>	<b>28</b>	<b>71</b>	<b>20</b>	<b>16</b>	<b>6</b>	<b>5</b>	<b>200</b>

	<b>1st</b>	<b>2nd</b>	<b>Total</b>
FG %	54%	71%	62%
3FG%	100%	50%	72.7%
FT%	67%	63%	64%

**1990**  
**ALABAMA 77 • ARIZONA 55**  
 Long Beach Arena • Long Beach, Calif.  
 March 16, 1990 (Second Round)

ARIZONA	33	22	55	F
ALABAMA	38	39	77	

ARIZONA	55
<b>Player</b>	<b>FG 3FG FT REB PTS A TO B S MIN</b>
Brian Williams	0-3 2-5 0-0 2 0 0 0 2 0 14
Jud Buechler	2-8 0-2 2-3 11 6 3 4 1 0 39
Ed Stokes	5-6 0-0 7-10 5 17 0 2 2 0 37
Matt Othick	1-7 1-6 2-2 2 5 5 4 0 1 33
Matt Muehlebach	6-15 4-11 0-0 2 16 5 1 0 3 39
Casey Schmidt	0-0 0-0 0-0 1 0 0 0 0 0 2
Wayne Womack	0-0 0-0 0-0 0 0 0 0 0 0 11
Sean Rooks	5-8 0-0 1-2 2 11 0 2 1 0 25
<b>Totals</b>	<b>19-47 5-19 12-17 27 55 13 15 4 4 200</b>

	<b>1st</b>	<b>2nd</b>	<b>Total</b>
FG %	52%	29%	40%
3FG%	44%	10%	26%
FT%	63%	78%	71%

ALABAMA	77
<b>Player</b>	<b>FG 3FG FT REB PTS A TO B S MIN</b>
Robert Horry	3-7 2-5 0-0 8 8 3 1 0 0 26
Melvin Cheatum	5-13 0-0 2-2 5 12 1 4 0 0 26
David Benoit	9-13 0-0 2-2 13 20 1 3 0 0 36
Gary Waites	3-4 2-2 2-3 2 10 2 0 0 1 23
James Sanders	5-11 0-2 2-2 2 12 13 2 0 0 36
Kenneth Rice	0-1 0-1 0-0 0 0 0 0 0 0 1
Ernest Brown	0-1 0-1 0-0 1 0 0 0 0 0 1
Bryant Lancaster	0-0 0-0 0-0 1 0 0 0 0 0 1
Darby Rich	0-0 0-0 0-0 0 0 0 0 0 0 1
Marcus Campbell	0-0 0-0 1-2 1 1 0 0 0 0 2
Keith Askins	3-8 2-6 2-4 1 10 3 1 0 0 28
Marcus Webb	2-5 0-0 0-0 4 4 0 1 0 0 19
<b>Totals</b>	<b>30-63 6-17 11-15 40 77 23 12 0 1 200</b>

	<b>1st</b>	<b>2nd</b>	<b>Total</b>
FG %	44%	54%	48%
3FG%	40%	29%	35%
FT%	0%	76%	76%

**1990**  
**LOYOLA MARYMOUNT 62 • ALABAMA 60**  
 Sweet 16  
 Oakland-Alameda County Coliseum • Oakland, Calif.  
 March 23, 1990 (Regional Semifinal)

ALABAMA	21	39	60	F
LOYOLA MARYMOUNT	22	40	62	

ALABAMA	60
<b>Player</b>	<b>FG 3FG FT REB PTS A TO B S MIN</b>
Robert Horry	8-16 0-3 5-7 5 21 3 8 3 2 36
Melvin Cheatum	10-18 0-0 1-2 9 21 1 2 2 1 36
David Benoit	2-5 0-0 0-0 5 4 0 0 1 0 20
Gary Waites	1-1 1-1 0-0 2 3 3 3 1 0 39
James Sanders	3-7 0-3 2-3 5 8 5 5 0 0 40
Keith Askins	1-4 0-0 1-2 9 3 1 6 2 0 28
Marcus Webb	0-0 0-0 0-0 0 0 0 0 0 0 1
<b>Totals</b>	<b>25-51 1-7 9-14 40 60 13 24 9 3 200</b>

	<b>1st</b>	<b>2nd</b>	<b>Total</b>
FG %	32%	65%	49%
3FG%	0%	25%	14%

FT%	83%	50%	64%
-----	-----	-----	-----

LOYOLA MARYMOUNT	62
<b>Player</b>	<b>FG 3FG FT REB PTS A TO B S MIN</b>
Bo Kimble	9-25 1-5 0-0 6 19 0 2 0 4 38
Per Sturmer	3-8 1-4 0-0 12 7 2 2 0 1 35
Knight	0-2 0-0 0-0 3 0 1 0 1 0 16
Walker	0-5 0-0 0-0 0 0 1 1 0 1 18
Fryer	4-13 3-10 2-2 7 13 2 0 0 4 36
Peabody	3-6 0-1 1-2 5 7 1 3 0 2 25
Terrell Lowery	6-15 2-8 2-5 3 16 1 2 0 1 27
Scott	0-0 0-0 0-0 0 0 0 0 0 0 5
<b>Totals</b>	<b>25-74 7-28 5-9 39 62 8 10 1 13 200</b>

	<b>1st</b>	<b>2nd</b>	<b>Total</b>
FG %	30%	36%	34%
3FG%	17%	31%	25%
FT%	100%	43%	56%

**1991**  
**ALABAMA 89 • MURRAY STATE 79**  
 No. 4 Seed  
 Southeast Regional  
 The Omni • Atlanta, Ga.  
 March 15, 1991 (First Round)

MURRAY STATE	30	49	79	F
ALABAMA	46	43	89	

MURRAY STATE	79
<b>Player</b>	<b>FG 3FG FT REB PTS A TO B S MIN</b>
Greg Coble	9-16 4-8 0-0 5 22 4 5 0 1 38
John Jackson	6-10 0-0 0-0 7 12 1 3 0 1 33
Popeye Jones	5-16 0-1 1-4 8 11 6 2 2 1 36
Paul King	6-13 3-9 10-12 3 25 0 2 1 3 38
Frank Allen	2-14 0-5 0-0 0 4 3 2 0 3 30
Scott Adams	0-0 0-0 0-0 1 0 0 1 0 0 7
Cedric Gumm	10-1 0-0 3-4 4 3 1 0 0 0 10
Donald Overstreet	0-0 0-0 0-0 1 0 0 0 0 0 3
Scott Sivilis	0-1 0-0 2-2 1 2 1 0 0 1 3
Doug Gold	0-0 0-0 0-0 1 2 0 0 0 0 1
Terry Birdsong	0-1 0-0 0-0 2 0 0 0 0 0 1
<b>Totals</b>	<b>28-72 7-23 16-22 42 79 16 15 3 10 200</b>

	<b>1st</b>	<b>2nd</b>	<b>Total</b>
FG %	31%	46%	39%
3FG%	30%	31%	30%
FT%	71%	73%	73%

ALABAMA	89
<b>Player</b>	<b>FG 3FG FT REB PTS A TO B S MIN</b>
Robert Horry	8-12 3-5 2-3 5 21 3 0 2 2 27
Latrell Sprewell	5-7 1-2 1-2 9 12 2 2 1 3 34
Melvin Cheatum	11-15 0-0 1-2 9 23 2 4 0 3 34
Gary Waites	3-8 0-5 0-0 5 6 9 2 0 0 30
Bryant Lancaster	0-3 0-0 0-0 2 0 4 1 0 0 21
James Robinson	6-11 3-4 0-0 1 15 1 2 0 1 16
Marcus Webb	2-3 0-0 1-2 3 5 1 2 0 0 14
Marcus Jones	3-5 0-0 0-0 3 5 1 1 0 0 13
Marcus Campbell	0-1 0-0 0-0 1 0 0 0 0 0 7
Darby Rich	0-0 0-0 0-0 0 0 0 0 0 0 2
Kenneth Rice	0-1 0-0 1-2 0 1 0 2 0 0 2
<b>Totals</b>	<b>38-66 7-16 6-11 38 89 23 16 3 9 200</b>

	<b>1st</b>	<b>2nd</b>	<b>Total</b>
FG %	61%	55%	58%
3FG%	44%	43%	44%
FT%	50%	57%	55%

**1991**  
**ALABAMA 96 • WAKE FOREST 88**  
 The Omni • Atlanta, Ga.  
 March 17, 1991 (Second Round)

WAKE FOREST	45	43	88	F
ALABAMA	48	48	96	

WAKE FOREST	88
<b>Player</b>	<b>FG 3FG FT REB PTS A TO B S MIN</b>
Anthony Tucker	2-3 0-0 1-3 5 5 3 1 0 0 28
Chris King	13-22 0-1 3-6 4 29 5 2 1 1 37
Rodney Rogers	8-12 0-1 0-0 12 16 4 5 0 0 39
Derrick McQueen	4-8 1-2 0-0 4 9 7 0 0 0 38
Robert Siler	4-7 1-3 2-2 1 11 1 0 0 0 29
Trelonnie Owens	2-2 0-0 0-0 2 4 1 3 0 0 5
Randolph Childress	5-10 1-5 3-3 0 14 6 2 0 1 23

Tom Wise	0-0	0-0	0-0	0	0	0	0	0	0	1
<b>Totals</b>	<b>38-64</b>	<b>3-12</b>	<b>9-14</b>	<b>31</b>	<b>88</b>	<b>27</b>	<b>13</b>	<b>1</b>	<b>3</b>	<b>200</b>

	<b>1st</b>	<b>2nd</b>	<b>Total</b>
FG %	65%	55%	59%
3FG%	33%	22%	25%
FT%	50%	83%	64%

ALABAMA	96
<b>Player</b>	<b>FG 3FG FT REB PTS A TO B S MIN</b>
Latrell Sprewell	7-17 0-1 7-7 6 21 6 1 0 0 40
Melvin Cheatum	8-17 0-0 5-7 9 21 1 2 0 0 39
Robert Horry	6-9 2-4 2-2 7 16 2 1 0 1 28
Gary Waites	8-11 5-6 0-0 2 21 10 2 0 2 39
Bryant Lancaster	0-2 0-1 0-0 1 0 0 1 0 1 5
James Robinson	5-14 2-6 3-4 6 15 2 2 0 1 35
Marcus Webb	1-1 0-0 0-0 2 2 1 0 0 0 12
Marcus Campbell	0-0 0-0 0-0 0 0 1 0 0 0 1
Marcus Jones	0-1 0-0 0-0 0 0 0 0 0 0 1
<b>Totals</b>	<b>35-72 9-18 17-20 37 96 24 8 0 5 200</b>

	<b>1st</b>	<b>2nd</b>	<b>Total</b>
FG %	50%	47%	49%
3FG%	64%	29%	50%
FT%	100%	84%	85%

**1991**  
**ARKANSAS 93 • ALABAMA 70**  
 Sweet 16  
 Charlotte Arena • Charlotte, N.C.  
 March 21, 1991 (Regional Semifinal)

ALABAMA	37	33	70	F
ARKANSAS	40	53	93	

ALABAMA	70
<b>Player</b>	<b>FG 3FG FT REB PTS A TO B S MIN</b>
Latrell Sprewell	5-11 0-0 0-0 4 10 4 6 2 0 34
Melvin Cheatum	6-11 0-0 1-1 12 13 0 2 0 3 38
Robert Horry	7-15 1-3 3-4 11 18 1 5 3 1 37
Gary Waites	1-4 0-1 0-0 3 2 4 5 0 1 35
Bryant Lancaster	0-1 0-1 0-0 1 0 1 0 0 0 5
Marcus Jones	1-1 0-0 0-0 0 2 2 2 0 0 7
James Robinson	7-15 3-5 4-6 2 21 0 4 1 0 34
Marcus Campbell	0-0 0-0 0-0 0 1 0 0 0 0 1
Marcus Webb	2-4 0-0 0-1 2 4 0 2 0 0 10
<b>Totals</b>	<b>29-62 4-10 8-13 39 70 13 26 6 5 200</b>

	<b>1st</b>	<b>2nd</b>	<b>Total</b>
FG %	46%	48%	47%
3FG%	29%	67%	40%
FT%	43%	83%	61%

ARKANSAS	93
<b>Player</b>	<b>FG 3FG FT REB PTS A TO B S MIN</b>
Todd Day	14-24 2-5 1-1 7 31 1 0 0 2 36
Isiah Morris	2-7 0-0 0-0 7 4 0 0 0 0 21
Oliver Miller	7-9 0-0 1-2 7 15 0 4 2 1 19
Lee Mayberry	6-12 3-7 1-2 3 16 4 0 0 4 32
Arlin Bowers	1-8 1-4 4-4 0 7 6 3 0 1 26
Ernie Murray	0-3 0-2 0-0 4 0 3 2 0 0 16
Ron Huery	4-8 1-1 0-0 2 9 2 1 0 2 24
Clyde Fletcher	3-5 0-0 0-0 6 6 2 1 0 0 13
Roosevelt Wallace	2-9 1-1 0-0 8 5 1 2 0 0 13
<b>Totals</b>	<b>39-85 8-20 7-9 45 93 17 13 2 10 200</b>

	<b>1st</b>	<b>2nd</b>	<b>Total</b>
FG %	38%	54%	46%
3FG%	25%	63%	40%
FT%	83%	67%	78%

**1992**  
**ALABAMA 80 • STANFORD 75**  
 No. 5 Seed  
 Southeast Regional  
 Riverfront Coliseum • Cincinnati, Ohio  
 March 19, 1992 (First Round)

STANFORD	31	44	75	F
ALABAMA	35	45	80	

STANFORD	75
<b>Player</b>	<b>FG 3FG FT REB PTS A TO B S MIN</b>
Adam Keefe	10-19 0-1 3-4 9 23 1 7 1 0 40
Brent Williams	10-13 2-2 0-0 7 22 1 3 0 1 40
Paul Garrett	1-6 0-1 0-0 4 2 0 0 0 0 27



## ALABAMA NCAA TOURNAMENT BOX SCORES

Marcus Lollie	5-13	4-7	0-0	5	14	6	0	0	1	39
Peter Dukes	4-8	4-8	0-0	1	12	1	1	0	1	35
Jim Morgan	1-3	0-0	0-0	1	2	0	1	0	0	13
Kenny Hicks	0-1	0-1	0-0	0	0	0	0	0	0	6
<b>Totals</b>	<b>31-63</b>	<b>10-20</b>	<b>3-4</b>	<b>33</b>	<b>75</b>	<b>9</b>	<b>12</b>	<b>1</b>	<b>3</b>	<b>200</b>

	<b>1st</b>	<b>2nd</b>	<b>Total</b>
FG %	42%	57%	49%
3FG%	17%	64%	50%
FT%	67%	100%	75%

<b>ALABAMA</b>	<b>80</b>
<b>Player</b>	<b>FG 3FG FT REB PTS A TO B S MIN</b>
Robert Horry	8-13 2-5 1-1 9 19 3 2 3 0 35
Latrell Sprewell	8-16 5-10 2-4 4 23 2 1 1 0 39
Cedric Moore	6-8 0-0 0-0 6 12 1 1 0 0 32
Elliot Washington	0-1 0-1 2-2 2 2 2 1 0 0 22
James Robinson	5-12 2-6 4-4 2 16 4 2 0 0 40
Jason Caffey	3-6 0-0 0-0 2 2 1 1 0 0 12
Darby Rich	1-3 0-0 0-0 2 2 1 0 1 0 19
<b>Totals</b>	<b>31-59 9-22 9-11 28 80 14 8 5 0 200</b>

	<b>1st</b>	<b>2nd</b>	<b>Total</b>
FG %	50%	55%	53%
3FG%	20%	58%	41%
FT%	100%	75%	82%

**1992**  
**NORTH CAROLINA 64 • ALABAMA 55**  
 Riverfront Coliseum • Cincinnati, Ohio  
 March 21, 1992 (Second Round)

<b>ALABAMA</b>	<b>25</b>	<b>30</b>	<b>F</b>
<b>NORTH CAROLINA</b>	<b>31</b>	<b>33</b>	<b>64</b>

<b>ALABAMA</b>	<b>55</b>
<b>Player</b>	<b>FG 3FG FT REB PTS A TO B S MIN</b>
Robert Horry	6-15 1-6 1-2 8 14 0 4 3 3 38
Latrell Sprewell	2-15 1-6 0-0 7 5 2 0 0 1 38
Cedric Moore	0-5 0-0 7-8 4 7 0 1 0 0 29
Elliot Washington	1-3 1-3 0-0 2 3 0 1 0 0 25
James Robinson	9-23 4-13 0-0 4 22 1 2 0 3 40
Jason Caffey	2-7 0-0 0-0 5 4 0 0 0 1 20
Darby Rich	0-1 0-0 0-0 1 0 2 2 0 0 9
Kenneth Rice	0-0 0-0 0-0 0 0 0 0 0 0 1
<b>Totals</b>	<b>20-69 7-28 8-10 31 55 5 10 3 8 200</b>

	<b>1st</b>	<b>2nd</b>	<b>Total</b>
FG %	29%	29%	29%
3FG%	25%	25%	25%
FT%	83%	75%	80%

<b>NORTH CAROLINA</b>	<b>64</b>
<b>Player</b>	<b>FG 3FG FT REB PTS A TO B S MIN</b>
Brain Reese	4-7 0-0 5-7 7 13 2 1 1 0 26
George Lynch	5-8 0-0 0-0 9 10 2 7 2 2 29
Eric Montross	5-8 0-0 2-2 6 12 0 3 0 0 27
Derrick Phelps	2-9 0-0 2-4 8 6 6 5 1 1 40
Hubert Davis	6-15 0-6 4-6 7 16 0 1 0 2 32
Henrik Rodl	2-2 0-0 0-0 2 4 1 5 0 0 21
Pat Sullivan	1-1 0-0 0-0 5 2 3 0 0 0 10
Kevin Salvadori	0-2 0-0 0-0 2 0 0 1 2 0 12
Matt Wenstrom	0-0 0-0 1-2 1 1 0 0 0 0 3
<b>Totals</b>	<b>25-52 0-6 14-21 49 64 14 23 6 5 200</b>

	<b>1st</b>	<b>2nd</b>	<b>Total</b>
FG %	47%	50%	48%
3FG%	0%	0%	0%
FT%	75%	65%	67%

**1994**  
**ALABAMA 76 • PROVIDENCE 70**  
 No. 9 Seed  
 Southeast Regional  
 Rupp Arena • Lexington, Ky.  
 March 17, 1994 (First Round)

<b>PROVIDENCE</b>	<b>33</b>	<b>37</b>	<b>F</b>
<b>ALABAMA</b>	<b>38</b>	<b>38</b>	<b>76</b>

<b>PROVIDENCE</b>	<b>70</b>
<b>Player</b>	<b>FG 3FG FT REB PTS A TO B S MIN</b>
Michael Smith	4-9 0-0 2-3 10 10 0 3 2 1 36
Erik Williams	12-22 0-1 3-7 7 27 2 3 0 3 34
Dickey Simpkins	1-5 0-0 0-0 6 2 1 2 0 0 32
Abdul Abdullah	1-3 1-2 0-3 0 3 3 3 0 2 35
Michael Brown	4-9 3-5 2-2 2 13 3 3 0 2 31
Rod Phelps	5-13 4-7 0-0 2 14 0 1 0 2 26
Austin Croshere	0-1 0-1 1-2 1 1 1 0 0 2 6
<b>Totals</b>	<b>27-62 8-16 8-17 30 70 17 15 2 12 200</b>

	<b>1st</b>	<b>2nd</b>	<b>Total</b>
FG %	39%	47%	44%
3FG%	60%	46%	50%
FT%	73%	0%	47%

<b>ALABAMA</b>	<b>76</b>
<b>Player</b>	<b>FG 3FG FT REB PTS A TO B S MIN</b>
Antonio McDyess	5-9 0-0 1-1 12 11 2 3 1 2 21
Jamal Faulkner	8-15 2-3 2-4 2 20 0 5 1 0 26
Jason Caffey	3-7 0-0 0-0 5 6 3 3 2 1 22
Marvin Orange	6-9 5-8 3-4 1 20 5 3 0 0 38
Artie Griffin	2-6 0-2 0-0 3 4 2 1 0 4 22
Shon Peck-Love	4-8 1-3 3-5 8 12 2 1 0 1 32
Walter Pitts	1-2 0-0 1-2 5 3 1 5 0 0 24
Roy Rogers	0-1 0-0 0-0 0 0 0 1 1 1 13
Terrance Bethel	0-1 0-1 0-0 0 0 0 0 0 0 2
<b>Totals</b>	<b>29-58 8-17 10-16 44 76 15 22 5 9 200</b>

	<b>1st</b>	<b>2nd</b>	<b>Total</b>
FG %	62%	41%	50%
3FG%	60%	29%	47%
FT%	0%	63%	63%

**1994**  
**PURDUE 83 • ALABAMA 73**  
 Rupp Arena • Lexington, Ky.  
 March 19, 1994 (Second Round)

<b>ALABAMA</b>	<b>31</b>	<b>42</b>	<b>F</b>
<b>PURDUE</b>	<b>40</b>	<b>43</b>	<b>83</b>

<b>ALABAMA</b>	<b>73</b>
<b>Player</b>	<b>FG 3FG FT REB PTS A TO B S MIN</b>
Antonio McDyess	6-11 0-0 1-3 12 13 0 0 2 2 29
Jamal Faulkner	9-20 4-7 3-4 11 25 3 0 2 1 17
Jason Caffey	1-3 0-0 3-4 2 5 0 2 1 0 20
Marvin Orange	3-9 2-5 2-2 1 10 3 2 0 1 40
Shon Peck-Love	1-5 1-3 2-2 3 5 3 0 2 1 17
Artie Griffin	3-13 0-4 2-4 3 8 2 1 1 1 28
Walter Pitts	2-6 1-1 2-2 4 7 1 1 0 1 30
<b>Totals</b>	<b>25-67 8-20 15-21 38 73 11 10 7 8 200</b>

	<b>1st</b>	<b>2nd</b>	<b>Total</b>
FG %	33%	40%	37%
3FG%	43%	39%	40%
FT%	83%	56%	71%

<b>PURDUE</b>	<b>83</b>
<b>Player</b>	<b>FG 3FG FT REB PTS A TO B S MIN</b>
Glenn Robinson	12-22 2-5 7-9 11 33 1 5 1 0 36
Cuonzo Martin	3-8 2-4 3-4 6 11 3 3 0 1 35
B. Brantley	0-0 0-0 0-0 0 0 0 0 2 0 11
Matt Waddell	2-5 0-1 7-7 1 1 8 2 0 1 32
Porter Roberts	2-4 0-1 3-6 5 7 3 0 0 0 31
Herb Dove	4-5 0-0 0-2 2 8 0 2 1 1 18
Ian Stanback	3-7 0-0 1-2 7 7 1 1 0 2 29
Linc Darner	0-0 0-0 0-0 1 0 0 0 0 0 3
Justin Jennings	3-5 0-0 0-1 3 6 0 0 0 0 6
<b>Totals</b>	<b>29-56 4-11 21-31 40 83 16 13 4 5 200</b>

	<b>1st</b>	<b>2nd</b>	<b>Total</b>
FG %	46%	61%	52%
3FG%	43%	25%	36%
FT%	54%	78%	68%

**1995**  
**ALABAMA 91 • PENNSYLVANIA 85 (OT)**  
 No. 5 Seed  
 East Regional  
 Baltimore Arena • Baltimore, Md.  
 March 16, 1995 (First Round)

<b>PENNSYLVANIA</b>	<b>38</b>	<b>29</b>	<b>OT</b>	<b>F</b>
<b>ALABAMA</b>	<b>37</b>	<b>30</b>	<b>24</b>	<b>91</b>

<b>PENNSYLVANIA</b>	<b>85</b>
<b>Player</b>	<b>FG 3FG FT REB PTS A TO B S MIN</b>
Scott Kessler	0-2 0-0 0-0 5 0 2 1 0 0 19
Shawn Trice	1-5 0-0 0-0 9 2 1 1 0 2 40
Eric Moore	1-2 1-2 0-0 3 3 1 1 0 0 28
Matt Maloney	8-21 4-13 3-3 4 23 4 1 0 3 40
Jerome Allen	11-28 6-11 2-3 6 30 3 4 0 2 44
Ira Bowman	4-8 2-2 5-8 8 15 3 2 0 2 32
Tim Krug	4-10 1-5 3-3 4 12 0 0 0 0 20
Nat Graham	0-0 0-0 0-0 0 0 0 0 0 0 2
<b>Totals</b>	<b>29-76 14-33 13-17 42 85 14 10 0 9 225</b>

	<b>1st</b>	<b>2nd</b>	<b>Total</b>
FG %	47%	27%	38%
3FG%	50%	33%	42%
FT%	75%	73%	77%

<b>ALABAMA</b>	<b>91</b>
<b>Player</b>	<b>FG 3FG FT REB PTS A TO B S MIN</b>
Jamal Faulkner	3-13 1-3 2-4 12 9 5 3 2 0 41
Jason Caffey	5-11 0-0 1-3 7 11 3 1 0 0 32
Antonio McDyess	16-24 0-0 7-8 19 39 1 3 2 1 39
Marvin Orange	4-11 4-9 2-2 2 14 6 4 0 1 43
Artie Griffin	0-5 0-2 4-6 3 4 1 2 0 0 29
Terrance Bethel	0-0 0-0 0-0 1 0 0 0 0 0 2
Eric Washington	1-5 0-3 0-0 1 2 1 0 0 1 12
Bryan Passink	2-2 2-2 1-2 3 7 3 0 0 0 17
Roy Rogers	2-4 0-0 1-3 3 5 0 1 3 0 10
<b>Totals</b>	<b>33-75 7-19 18-28 57 91 20 14 7 3 225</b>

	<b>1st</b>	<b>2nd</b>	<b>Total</b>
FG %	43%	38%	44%
3FG%	30%	38%	37%
FT%	50%	50%	64%

**1995**  
**OKLAHOMA STATE 66 • ALABAMA 52**  
 Baltimore Arena • Baltimore, Md.  
 March 18, 1995 (Second Round)

<b>ALABAMA</b>	<b>27</b>	<b>25</b>	<b>F</b>
<b>OKLAHOMA STATE</b>	<b>28</b>	<b>38</b>	<b>66</b>

<b>ALABAMA</b>	<b>52</b>
<b>Player</b>	<b>FG 3FG FT REB PTS A TO B S MIN</b>
Jamal Faulkner	4-13 0-5 0-0 4 8 5 1 0 1 35
Jason Caffey	4-6 0-0 2-2 7 10 2 3 0 0 27
Antonio McDyess	9-19 0-0 4-4 17 22 2 1 2 1 34
Marvin Orange	1-6 1-6 0-0 5 3 2 2 0 0 40
Artie Griffin	0-5 0-3 0-0 2 0 3 4 1 0 30
Eric Washington	3-10 1-6 0-0 2 7 0 2 0 1 18
Bryan Passink	0-0 0-0 0-0 0 0 0 0 0 0 6
Roy Rogers	1-2 0-0 0-0 1 2 0 0 0 1 10
<b>Totals</b>	<b>22-61 2-20 6-6 43 52 14 13 4 3 200</b>

	<b>1st</b>	<b>2nd</b>	<b>Total</b>
FG %	41%	31%	36%
3FG%	17%	7%	10%
FT%	100%	100%	100%

<b>OKLAHOMA STATE</b>	<b>66</b>
<b>Player</b>	<b>FG 3FG FT REB PTS A TO B S MIN</b>
Scott Pierce	1-3 0-0 0-0 3 2 0 0 0 0 27
Terry Collins	1-3 0-0 0-0 1 2 0 0 0 0 21
Bryant Reeves	9-17 0-0 8-10 7 26 3 1 0 1 40
Randy Rutherford	6-16 4-10 2-5 7 18 4 1 0 4 40
Andre Owens	3-8 0-0 0-1 1 6 10 1 0 2 36
Chianti Roberts	5-7 0-1 0-0 5 10 3 3 0 1 24
Jason Skaer	1-2 0-0 0-0 3 2 0 0 0 0 12
<b>Totals</b>	<b>26-56 4-11 10-16 30 66 20 6 0 8 200</b>

## ALABAMA NCAA TOURNAMENT BOX SCORES

	1st	2nd	Total
FG %	48%	45%	46%
3FG%	0%	40%	36%
FT%	67%	62%	63%

**2002**  
**ALABAMA 86 • FLORIDA ATLANTIC 78**  
 No. 2 Seed  
 South Regional  
 Bi-Lo Center • Greenville, S.C.  
 March 14, 2002 (First Round)

		40	38	F
FLORIDA ATLANTIC				78
ALABAMA		38	48	86

FLORIDA ATLANTIC	FG	3FG	FT	REB	PTS	A	TO	B	S	MIN
Player										
Raheim Brown	6-16	0-0	3-3	10	15	1	1	1	1	35
Andre Garner	5-11	0-2	4-4	4	14	1	3	0	3	31
Daryl Dingle	1-2	0-0	0-0	2	2	0	3	0	0	15
John Smart	0-0	0-0	0-0	1	0	0	0	0	0	9
Jeff Cowans	3-12	1-7	2-2	1	9	2	0	0	0	27
Nick Neumann	4-7	0-0	1-1	1	9	1	0	0	0	11
Robert Williams	4-5	0-0	1-2	2	9	0	0	0	1	19
Earnest Crumley	6-14	4-8	2-2	6	18	9	2	0	1	29
Anthony Slater	0-0	0-0	0-0	1	0	1	2	0	0	9
Antoine Stevens	1-1	0-0	0-0	1	2	5	0	0	0	15
Totals	30-68	5-17	13-14	30	78	19	11	1	6	200

	1st	2nd	Total
FG %	44%	44%	44%
3FG%	29%	29%	29%
FT%	93%	93%	93%

ALABAMA	FG	3FG	FT	REB	PTS	A	TO	B	S	MIN
Player										
Rod Grizzard	2-8	2-5	0-0	8	6	1	3	1	1	26
Erwin Dudley	5-13	0-0	5-7	9	15	0	4	0	1	38
Kenny Walker	2-4	0-0	2-2	3	6	1	2	0	0	30
Terrance Meade	5-9	0-3	0-0	0	10	4	0	0	3	28
Mo Williams	9-13	3-3	12-13	10	33	6	6	0	0	38
Earnest Shelton	1-2	0-1	0-0	0	2	0	0	0	1	6
Demetrius Smith	1-1	0-0	0-0	2	2	1	1	0	0	12
Antoine Pettway	2-4	0-2	8-8	1	12	3	1	1	2	22
Totals	27-54	5-14	27-30	38	86	16	17	2	8	200

	1st	2nd	Total
FG %	50%	50%	50%
3FG%	38%	38%	38%
FT%	90%	90%	90%

**2002**  
**KENT STATE 71 • ALABAMA 58**  
 Bi-Lo Center • Greenville, S.C.  
 March 17, 2002 (Second Round)

		24	34	F
ALABAMA				58
KENT STATE		36	35	71

ALABAMA	FG	3FG	FT	REB	PTS	A	TO	B	S	MIN
Player										
Rod Grizzard	6-16	0-2	5-6	6	17	3	2	1	1	30
Erwin Dudley	4-6	0-0	4-5	10	12	2	0	0	0	33
Kenny Walker	4-7	0-0	2-2	4	10	1	4	0	0	27
Terrance Meade	2-5	2-5	0-1	4	6	1	0	0	1	31
Mo Williams	3-10	1-4	5-6	4	12	4	6	0	1	34
Earnest Shelton	0-1	0-1	0-0	0	0	0	1	0	0	4
Demetrius Smith	0-1	0-1	0-0	0	0	0	1	0	0	18
Antoine Pettway	0-4	0-0	1-2	5	1	5	1	0	0	23
Totals	19-50	3-13	17-22	38	58	13	15	1	3	200

	1st	2nd	Total
FG %	38%	38%	38%
3FG%	23%	23%	23%
FT%	53%	53%	53%

KENT STATE	FG	3FG	FT	REB	PTS	A	TO	B	S	MIN
Player										
Demetric Shaw	3-7	0-1	2-2	5	8	0	1	0	2	24
Antonio Gates	9-19	0-0	0-1	9	18	2	0	0	0	38
Nate Gerwig	2-2	0-0	0-0	4	4	0	0	0	0	10

Andrew Mitchell	3-8	0-2	5-8	3	11	3	4	0	3	36
Trevor Huffman	8-16	3-5	1-2	2	20	5	2	0	2	39
Eric Haut	1-1	1-1	0-0	0	3	0	0	0	0	4
Anthony Wilkins	0-0	1-3	0-0	0	0	0	0	0	0	4
Bryan Bedford	0-1	0-0	0-0	1	0	0	0	0	0	5
Eric Thomas	2-5	0-0	0-0	3	5	1	0	0	1	18
John Edwards	1-4	0-0	0-2	6	2	0	0	1	0	22
Totals	29-63	5-12	8-15	34	71	11	7	1	8	200

	1st	2nd	Total
FG %	46%	46%	46%
3FG%	42%	42%	42%
FT%	53%	53%	53%

**2003**  
**INDIANA 67 • ALABAMA 62**  
 No. 10 Seed  
 Midwest Regional  
 Fleet Center • Boston, Mass.  
 March 21, 2003 (First Round)

		35	27	F
ALABAMA				62
INDIANA		24	43	67

ALABAMA	FG	3FG	FT	REB	PTS	A	TO	B	S	MIN
Player										
Kennedy Winston	2-8	0-0	4-4	6	8	5	0	1	0	34
Erwin Dudley	7-15	0-0	4-5	9	18	0	3	1	1	35
Kenny Walker	1-4	0-0	1-2	3	3	0	2	4	0	24
Mo Williams	10-19	4-8	2-3	2	26	1	1	0	0	39
Antoine Pettway	0-1	0-0	0-0	2	0	4	0	0	1	26
Terrance Meade	2-4	1-3	2-2	0	7	2	2	0	0	20
Earnest Shelton	0-1	0-1	0-0	3	0	1	0	0	0	18
Demetrius Smith	0-0	0-0	0-0	0	0	0	0	0	0	3
Lucky Williams	0-0	0-0	0-0	0	0	0	0	0	0	1
Totals	22-52	5-12	13-16	25	62	13	8	6	2	200

	1st	2nd	Total
FG %	48%	35%	42%
3FG%	57%	20%	42%
FT%	100%	77%	81%

INDIANA	FG	3FG	FT	REB	PTS	A	TO	B	S	MIN
Player										
Bracey Wright	2-5	2-5	5-7	5	17	3	3	0	0	34
Jeff Newton	6-12	0-1	2-2	6	14	1	1	1	0	40
George Leach	1-4	0-0	2-2	2	4	0	0	0	1	16
Tom Coverdale	4-9	3-6	12-14	8	23	8	1	0	0	36
M. Strickland	0-5	0-3	0-0	2	0	3	2	0	0	25
Kyle Hornsby	2-5	2-3	0-0	3	6	0	0	0	0	22
A.J. Moye	1-3	0-0	1-2	2	3	0	1	1	0	23
Donald Perry	0-0	0-0	0-0	0	0	0	0	0	0	2
Totals	19-49	7-18	22-26	28	67	15	8	2	1	200

	1st	2nd	Total
FG %	32%	44%	39%
3FG%	44%	33%	39%
FT%	86%	84%	85%

**2004**  
**ALABAMA 65 • SOUTHERN ILLINOIS 64**  
 No. 8 Seed  
 Phoenix Regional  
 Key Arena • Seattle, Wash.  
 March 18, 2004 (First Round)

		24	40	F
SOUTHERN ILLINOIS				64
ALABAMA		34	31	65

SOUTHERN ILLINOIS	FG	3FG	FT	REB	PTS	A	TO	B	S	MIN
Player										
Brad Korn	5-10	3-6	2-3	5	15	1	0	0	1	25
Sylvester Willis	2-5	0-0	0-0	4	4	1	2	0	0	22
Darren Brooks	10-15	5-5	0-0	2	25	1	3	0	2	33
Bryan Turner	1-3	1-2	2-2	2	5	2	3	0	0	20
Stetson Hairston	0-4	0-2	0-0	3	6	6	1	0	0	29
Jamaal Tatum	2-9	2-5	0-0	1	6	3	0	0	0	22
LaMar Owen	0-3	0-0	0-0	3	0	0	0	0	0	17
Tony Young	1-5	1-2	0-0	1	3	1	0	0	0	14
Josh Warren	3-5	0-0	0-0	6	6	0	1	1	1	18
Totals	24-59	12-22	4-5	30	64	15	10	1	4	200

	1st	2nd	Total
FG %	31%	52%	41%

3FG%	40%	67%	55%
FT%	0%	80%	80%

ALABAMA	FG	3FG	FT	REB	PTS	A	TO	B	S	MIN
Player										
Kennedy Winston	6-14	1-2	1-2	8	14	3	5	0	0	36
Jermareo Davidson	2-2	0-0	0-0	1	4	0	1	1	0	21
Chuck Davis	3-8	0-1	4-6	9	10	1	0	1	2	32
Earnest Shelton	7-11	4-7	0-0	5	18	0	2	0	2	36
Antoine Pettway	2-8	0-3	2-2	5	6	2	2	0	1	31
Emmett Thomas	4-8	2-3	2-4	4	12	0	2	0	2	30
Evan Brock	0-2	0-0	1-2	2	1	1	0	0	0	14
Totals	22-52	7-16	13-16	25	62	13	8	6	2	200

	1st	2nd	Total
FG %	50%	40%	45%
3FG%	56%	29%	44%
FT%	50%	64%	63%

**2004**  
**ALABAMA 70 • STANFORD 67**  
 No. 8 Seed  
 Key Arena • Seattle, Wash.  
 March 20, 2004 (Second Round)

		39	28	F
STANFORD				67
ALABAMA		37	33	70

STANFORD	FG	3FG	FT	REB	PTS	A	TO	B	S	MIN
Player										
Josh Childress	5-17	1-5	1-1	7	12	2	1	0	0	34
Justin Davis	7-13	0-0	1-2	11	15	2	1	0	0	22
Rob Little	3-8	0-0	1-2	8	7	1	0	0	0	28
Chris Hernandez	4-10	3-6	0-0	1	11	2	3	0	1	35
Matt Lottich	4-15	3-11	0-0	3	1	3	0	0	0	29
Joe Kirchofer	0-2	0-0	0-0	5	0	0	2	0	0	9
Dan Grunfeld	0-2	0-1	0-0	0	0	1	2	0	0	7
Nick Robinson	0-3	0-1	2-2	4	2	1	2	0	0	14
Jason Haas	0-0	0-0	0-0	0	0	0	1	0	0	5
Fred Washington	0-0	0-0	0-0	0	0	0	0	0	0	2
Matt Haryasz	3-3	0-0	3-4	4	9	0	0	0	1	15
Totals	26-73	7-24	8-11	49	67	12	12	0	2	200

	1st	2nd	Total
FG %	44%	28%	36%
3FG%	40%	21%	29%
FT%	71%	75%	73%

ALABAMA										70
Player	FG	3FG	FT	REB	PTS	A	TO	B	S	MIN
Kennedy Winston	5-12	1-4	10-15	7	21	1	3	1	3	34
Jermareo Davidson	2-4	0-0	0-0	1	4	1	0	4	0	30
Chuck Davis	4-6	0-0	4-4	3	12	2	1	1	0	24
Earnest Shelton	1-9	1-5	11-14	2	14	0	1	0	0	38
Antoine Pettway	3-7	2-6	4-4	7	12	3	3	0	3	34
Emmett Thomas	0-4	0-4	1-3	3	1	1	0	0	0	14
Evan Brock	1-1	1-1	4-4	3	6	0	0	1	0	20
Demetrius Smith	0-0	0-0	0-0	1	0	0	0	1	0	6
Totals	16-43	4-19	34-44	29	70	8	8	6	6	200

## ALABAMA NCAA TOURNAMENT BOX SCORES

Totals	26-55	5-14	14-20	35	71	12	18	4	5	200
--------	-------	------	-------	----	----	----	----	---	---	-----

	1st	2nd	Total
FG %	56%	39%	47%
3FG%	25%	40%	36%
FT%	56%	82%	70%

ALABAMA 80										
Player	FG	3FG	FT	REB	PTS	A	TO	B	S	MIN
Kennedy Winston	6-12	3-7	4-5	3	19	5	1	0	3	37
Jermareo Davidson	0-0	0-0	2-2	2	2	0	0	2	1	17
Chuck Davis	8-12	0-0	3-4	4	19	3	2	2	0	38
Earnest Shelton	5-11	4-8	8-8	2	22	2	3	0	5	35
Antoine Pettway	4-9	2-5	0-0	0	10	9	0	2	1	36
Emmett Thomas	2-6	0-2	2-2	2	6	0	2	0	0	16
Evan Brock	1-2	0-0	0-2	5	2	2	1	0	0	17
Demetrius Smith	0-0	0-0	0-0	0	0	1	0	0	1	4
Totals	26-52	9-22	19-23	27	80	22	9	6	11	200

	1st	2nd	Total
FG %	45%	57%	50%
3FG%	53%	14%	41%
FT%	67%	88%	83%

**2004**  
**CONNECTICUT 87 • ALABAMA 71**  
 Elite Eight  
 America West Arena • Phoenix, Ariz.  
 March 27, 2004

ALABAMA	29	42	71
CONNECTICUT	53	34	87

ALABAMA 71										
Player	FG	3FG	FT	REB	PTS	A	TO	B	S	MIN
Kennedy Winston	8-17	1-3	4-5	4	21	4	4	1	0	36
Jermareo Davidson	1-3	0-0	0-0	2	2	0	2	2	0	13
Chuck Davis	8-14	0-0	8-9	9	24	2	1	1	0	40
Earnest Shelton	3-11	2-8	2-2	4	10	3	1	1	0	34
Antoine Pettway	0-2	0-2	1-2	5	1	4	0	0	0	38
Emmett Thomas	4-7	3-5	0-0	3	11	0	0	0	0	19
Evan Brock	1-5	0-0	0-0	4	2	0	0	0	2	13
Demetrius Smith	0-1	0-1	0-0	0	0	1	1	0	0	7
Totals	25-60	6-19	15-18	71	33	14	9	5	2	200

	1st	2nd	Total
FG %	34%	52%	42%
3FG%	17%	57%	32%
FT%	75%	86%	83%

CONNECTICUT 87										
Player	FG	3FG	FT	REB	PTS	A	TO	B	S	MIN
Josh Boone	2-4	0-0	2-9	5	6	0	0	0	0	24
Rashad Anderson	9-20	6-9	4-4	7	28	2	1	0	0	37
Emeka Okafor	1-5	0-0	0-1	9	2	2	2	5	0	19
Ben Gordon	11-19	4-7	10-11	2	36	2	2	0	2	39
Taliek Brown	1-3	0-0	1-2	4	3	10	1	0	1	39
Charlie Villanueva	4-6	0-1	0-0	8	8	0	0	2	0	24
Hilton Armstrong	1-2	0-0	0-0	2	2	1	0	0	0	8
Shamon Tootles	0-0	0-0	0-0	0	0	0	0	0	0	2
Denham Brown	0-1	0-0	2-2	1	2	0	0	0	0	8
Totals	29-60	10-17	19-29	40	87	17	6	7	3	200

	1st	2nd	Total
FG %	53%	42%	48%
3FG%	82%	17%	59%
FT%	80%	58%	66%

**2005**  
**MILWAUKEE 83, ALABAMA 73**  
 No. 5 Seed  
 Wolstein Center • Cleveland, Ohio  
 March 17, 2005 (First Round)

ALABAMA	32	41	73
UW-MILWAUKEE	45	38	83

ALABAMA 73										
Player	FG	3FG	FT	REB	PT	A	TO	B	S	MIN
Chuck Davis	3-5	0-0	4-4	7	10	0	3	2	0	37
Kennedy Winston	7-16	1-5	5-6	4	20	4	5	0	0	37
Jermareo Davidson	4-4	0-0	0-2	10	8	1	2	1	1	31
Earnest Shelton	5-11	2-7	1-2	5	13	4	2	0	1	35
Ronald Steele	5-7	4-5	2-2	3	16	8	3	0	0	40

Evan Brock	0-1	0-0	0-0	1	0	0	1	0	0	6
Jean Felix	2-6	2-6	0-0	2	6	0	3	0	1	13
Justin Jonus	0-0	0-0	0-0	0	0	0	0	0	0	1
Totals	26-50	9-23	12-16	34	73	17	19	3	3	200

	1st	2nd	Total
FG %	55%	50%	52%
3FG%	33%	41%	39%
FT%	86%	67%	75%

UW-MILWAUKEE 83										
Player	FG	3FG	FT	REB	PT	A	TO	B	S	MIN
Joah Tucker	6-12	1-3	8-14	4	21	3	2	0	1	33
Adrian Tigtet	4-4	2-2	0-0	7	10	4	0	0	1	31
Chris Hill	3-7	3-4	0-1	0	9	4	1	0	0	32
Ed McCants	8-15	5-9	0-1	1	21	2	0	0	2	28
Boo Davis	2-5	1-3	5-6	1	10	1	1	0	1	23
Mark Pancratz	0-0	0-0	0-0	0	0	0	0	0	0	9
Allan Hanson	0-0	0-0	0-0	0	0	1	1	0	0	4
Jason McCoy	1-4	0-0	4-4	5	6	1	1	1	1	15
James Wright	0-1	0-0	2-2	3	2	3	0	0	0	20
Derrick Ford	2-2	0-0	0-0	0	4	0	1	0	0	5
Totals	26-50	12-21	19-28	22	83	20	7	1	6	200

	1st	2nd	Total
FG %	55%	50%	52%
3FG%	63%	40%	57%
FT%	86%	67%	75%

**2006**  
**ALABAMA 90 • MARQUETTE 85**  
 10th Seed  
 Oakland Regional  
 Cox Arena • San Diego, Calif.  
 March 16, 2006 (First Round)

MARQUETTE	30	55	85
ALABAMA	44	46	90

MARQUETTE 85										
Player	FG	3FG	FT	REB	PTS	A	TO	B	S	MIN
Steve Novak	5-10	5-9	2-2	5	17	1	0	0	2	33
Ousmane Barro	6-7	0-0	1-2	3	13	1	2	3	3	27
Dominic James	7-14	2-5	4-4	3	20	5	2	1	2	32
Jerel McNeal	5-8	0-1	0-0	3	10	3	3	0	0	26
Joe Chapman	3-9	0-4	3-4	3	9	0	0	0	0	26
Dan Fitzgerald	2-4	0-2	2-2	3	6	1	1	0	2	15
Wesley Matthews	4-8	0-1	2-5	3	10	2	2	0	0	24
Chris Grimm	0-0	0-0	0-0	0	0	0	1	0	0	9
Jamil Lott	0-1	0-0	0-0	0	0	0	1	0	0	8
Totals	32-61	7-22	14-19	28	85	13	12	4	9	200

	1st	2nd	Total
FG %	46%	57%	53%
3FG%	30%	33%	32%
FT%	63%	82%	74%

ALABAMA 90										
Player	FG	3FG	FT	REB	PTS	A	TO	B	S	MIN
Evan Brock	1-2	0-0	0-0	1	2	0	1	0	0	13
Jermareo Davidson	9-19	0-0	3-6	12	21	4	1	2	0	39
Richard Hendrix	3-5	0-0	0-2	7	6	2	4	0	3	31
Brandon Hollinger	0-3	0-3	2-2	2	2	0	1	0	0	13
Ronald Steele	5-9	4-6	9-11	5	23	8	5	1	1	38
Alonzo Gee	2-6	0-3	1-2	4	5	1	0	0	0	31
Jean Felix	8-11	8-11	7-8	1	31	0	2	0	0	35
Totals	28-55	12-23	22-31	32	90	15	14	3	4	200

	1st	2nd	Total
FG %	50%	52%	51%
3FG%	46%	60%	52%
FT%	55%	80%	71%

**2006**  
**UCLA 62 • ALABAMA 59**  
 Cox Arena • San Diego, Calif.  
 March 18, 2006 (Second Round)

ALABAMA	30	29	59
UCLA	30	32	62

ALABAMA 59										
Player	FG	3FG	FT	REB	PT	A	TO	B	S	MIN
Evan Brock	0-1	0-0	0-0	8	0	1	4	0	0	21

Jermareo Davidson	5-7	0-0	2-3	2	12	1	2	1	0	28
Richard Hendrix	5-8	0-0	2-4	9	12	0	1	1	3	35
Brandon Hollinger	0-0	0-0	0-0	0	0	0	0	0	0	5
Ronald Steele	5-11	2-6	9-12	2	21	4	4	0	1	39
Alonzo Gee	3-7	0-1	3-4	3	9	0	2	1	1	38
Jean Felix	1-5	0-4	3-4	3	5	4	1	0	2	34
Totals	19-39	2-11	19-25	30	59	10	15	3	7	200

	1st	2nd	Total
FG %	61%	38%	49%
3FG%	33%	0%	18%
FT%	86%	72%	76%

UCLA 62										
Player	FG	3FG	FT	REB	PT	A	TO	B	S	MIN
Cedric Bozeman	2-4	0-1	1-2	4	5	7	0	0	2	31
L.R. Mbah a Moute	4-4	0-0	1-5	6	9	3	2	0	1	34
Ryan Hollins	5-5	0-0	2-4	4	12	0	0	3	0	30
Jordan Farmar	6-13	5-10	1-2	0	18	3	5	1	1	34
Arron Afflalo	5-13	3-9	0-0	2	13	1	1	0	0	36
Darren Collison	1-3	1-3	0-0	0	3	3	1	0	1	14
Alfred Aboya	1-2	0-0	0-0	0	2	0	1	0	0	10
Lorenzo Mata	0-1	0-0	0-0	0	0	0	0	0	0	7
Michael Roll	0-2	0-2	0-0	0	0	0	0	0	0	4
Totals	24-47	9-25	5-13	21	62	17	10	4	5	200

	1st	2nd	Total
FG %	50%	52%	51%
3FG%	39%	33%	36%
FT%	50%	36%	39%

**2012**  
**CREIGHTON 58 • ALABAMA 57**  
 9th Seed  
 Greensboro Regional  
 Greensboro Coliseum • Greensboro, N.C.  
 March 16, 2012 (Second Round)

ALABAMA	30	27	57
CREIGHTON	23	35	58

ALABAMA											57
Player	FG	3FG	FT	REB	PTS	A	TO	B	S	MIN	
JaMychal Green	6-10	0-0	0-0	6	12	1	5	3	1	36	
Trevor Lacey	4-6	3-5	2-4	5	13	2	1	0	2	34	
Trevor Releford	5-10	2-6	2-2	4	14	4	2	1	1	37	
Levi Randolph	2-9	1-3	2-6	5	7	0	1	0	0	30	
Andrew Steele	2-6	1-1	0-0	5	5	1	0	0	0	28	
Cha. Hankerson	1-3	0-1	0-0	0	2	1	0	0	0	9	
Ben Eblen	0-0	0-0	0-0	1	0	0	0	0	1	4	
Nick Jacobs	2-3	0-0	0-0	3	4	0	0	0	0	18	
Rodney Cooper	0-1	0-1	0-0	0	0	0	0	0	0	4	
TEAM	3										
Totals	22-48	7-17	6-12	32	57	9	9	4	5	200	

## ALABAMA NCAA TOURNAMENT BOX SCORES

**2018**  
**ALABAMA 86 • VIRGINIA TECH 83**  
 9th Seed

PPG Paints Arena • Pittsburgh, Pa.  
 March 15, 2018 (First Round)

											F	
ALABAMA					41	45	86					
VIRGINIA TECH					43	40	83					
ALABAMA												86
Player	FG	3FG	FT	REB	PTS	A	TO	B	S	MIN		
Collin Sexton	7-14	1-5	10-14	3	25	6	5	0	0	33		
Donta Hall	5-5	0-0	0-0	3	10	0	0	0	1	25		
Dazon Ingram	2-5	1-2	4-8	7	9	4	3	1	1	26		
Herbert Jones	3-4	0-0	0-0	4	6	3	4	1	1	34		
Braxton Key	0-2	0-1	0-0	1	0	1	1	0	0	17		
John Petty	6-9	6-8	2-2	3	20	3	0	0	0	29		
Galin Smith	4-5	0-0	0-0	3	8	1	0	1	0	19		
Avery Johnson Jr.	3-5	0-2	2-3	0	8	1	0	0	0	10		
Alex Reese	0-1	0-0	0-0	1	0	0	0	0	0	7		
Totals	30-50	8-18	18-27	26	86	19	17	3	3	200		

	1st	2nd	Total
FG %	59.3%	60.9%	60.0%
3FG%	50.0%	37.5%	44.4%
FT%	80.0%	63.6%	66.7%

VIRGINIA TECH										83
Player	FG	3FG	FT	REB	PTS	A	TO	B	S	MIN
Justin Robinson	6-8	1-3	6-6	3	19	7	2	0	3	31
Justin Bibbs	6-12	3-5	2-2	2	17	0	3	0	0	36
N.Alexander-Walker	5-12	3-8	2-4	2	15	3	1	0	0	28
Kerry Blackshear Jr.	3-5	0-0	2-4	2	8	0	2	1	1	18
Devin Wilson	0-1	0-0	0-0	1	0	0	0	0	1	23
Wabissa Bede	4-5	1-1	0-0	0	9	2	0	0	0	9
P.J. Horne	2-6	0-0	1-2	4	5	0	1	0	1	20
Chris Clarke	1-1	1-1	1-2	2	4	2	2	0	1	21
Ahmed Hill	2-3	0-0	0-0	2	4	0	2	0	0	11
Tyrie Jackson	1-1	0-0	0-0	3	0	0	1	0	0	2
Totals	30-54	9-18	14-20	22	83	14	14	1	7	200

	1st	2nd	Total
FG %	68.0%	44.8%	55.6%
3FG%	77.8%	22.2%	50.0%
FT%	50.0%	75.0%	70.0%

**2018**  
**VILLANOVA 81 • ALABAMA 58**  
 9th Seed

PPG Paints Arena • Pittsburgh, Pa.  
 March 15, 2018 (Second Round)

ALABAMA											F
VILLANOVA											
ALABAMA											
Player	FG	3FG	FT	REB	PTS	A	TO	B	S	MIN	
Collin Sexton	7-14	0-1	3-4	4	17	3	5	0	0	30	
Braxton Key	2-5	1-3	1-4	4	6	2	2	2	1	29	
Dazon Ingram	2-6	0-0	0-0	7	4	2	3	0	0	29	
Donta Hall	1-2	0-0	1-2	2	3	1	1	0	1	17	
Herbert Jones	0-1	0-0	2-4	3	2	1	1	0	0	15	
Alex Reese	2-5	2-5	3-4	5	9	1	0	1	1	14	
Daniel Giddens	3-3	0-0	1-1	1	7	0	0	0	1	11	
Galin Smith	2-3	0-0	1-2	3	5	0	0	0	0	10	
John Petty	1-5	1-5	0-0	1	3	0	2	0	0	24	
Avery Johnson Jr.	0-3	0-1	2-2	1	2	0	1	0	1	13	
Lawson Schaffer	0-1	0-1	0-0	0	0	3	0	0	1	5	
Tyler Barnes	0-0	0-0	0-0	2	0	0	0	0	0	3	
Totals	20-48	4-16	14-23	33	58	13	15	3	7	200	

	1st	2nd	Total
FG %	47.8%	36.0%	41.7%
3FG%	33.3%	20.0%	25.0%
FT%	37.5%	73.3%	60.9%

VILLANOVA										81
Player	FG	3FG	FT	REB	PTS	A	TO	B	S	MIN
Mikal Bridges	7-16	5-8	4-5	3	23	0	1	2	0	26
Jalen Brunson	3-7	3-6	3-3	2	12	4	0	0	2	24
Eric Paschall	2-6	1-5	2-2	5	7	2	1	1	0	27
Omari Spellman	3-8	1-3	0-0	8	7	0	1	1	0	23
Phil Booth	1-5	0-3	2-2	6	4	5	3	0	1	26
Donte DiVincenzo	6-13	5-11	1-2	2	18	5	1	0	1	31
D. Cosby-Roundtree	1-1	0-0	2-2	3	4	0	0	1	1	16
Collin Gillespie	1-4	1-3	0-0	1	3	2	0	0	2	19
Totals	25-63	17-41	14-16	35	81	18	10	5	6	200



**1**

6-8 • 210 • Sr. Guard/Forward

**HERBERT JONES**

Greensboro, Ala.  
(Hale County HS)

**2**

6-10 • 225 • Gr. Forward

**JORDAN BRUNER**

Columbia, S.C.  
(Yale/Spring Valley HS)

**3**

6-9 • 230 • Sr. Forward

**ALEX REESE**

Pelham, Ala.  
(Pelham HS)

**4**

6-6 • 218 • R-Fr. Forward

**JUWAN GARY**

Columbia, S.C.  
(West Charlotte HS)

**5**

6-3 • 200 • So. Guard

**JADEN SHACKELFORD**

Hesperia, Calif.  
(Hesperia HS)

**10**

6-3 • 198 • Fr. Guard

**DELANEY HEARD**

Canton, Ga.  
(Oak Hill Academy)

**11**

6-6 • 190 • Fr. Guard

**JOSHUA PRIMO**

Toronto, Ontario  
(Royal Crown Academic School)

**12**

6-6 • 185 • Fr. Forward

**DARIUS MILES**

Washington, D.C.  
(Theodore Roosevelt HS)

**13**

6-1 • 175 • So. Guard

**JAHVON QUINERLY**

Hackensack, N.J.  
(Villanova/Hudson Catholic HS)

**14**

6-6 • 170 • Jr. Guard

**KEON ELLIS**

Fort Myers, Fla.  
(Florida SW State/Leesburg HS)

**15**

6-8 • 201 • Sr. Forward

**TYLER BARNES**

Louisville, Ky.  
(St. Xavier HS)

**21**

6-4 • 183 • Jr. Guard

**BRITTON JOHNSON**

Mountain Brook, Ala.  
(Mountain Brook HS)

**22**

6-8 • 210 • Fr. Forward

**KEON AMBROSE-HYLTON**

Toronto, Ontario  
(Andrews Osborne Academy)

**23**

6-5 • 184 • Sr. Guard

**JOHN PETTY JR.**

Huntsville, Ala.  
(Mae Jemison HS)

**24**

6-0 • 155 • Fr. Guard

**JADEN QUINERLY**

Hackensack, N.J.  
(Ramsey HS)

**25**

6-3 • 200 • So. Guard

**ADAM COTTRELL**

Flowery Branch, Ga.  
(Lakeview Academy)

**30**

6-5 • 192 • Gr. Forward

**KENDALL WALL**

Columbia, S.C.  
(Francis Marion/Spring Valley HS)

**33**

6-8 • 220 • Jr. Forward

**JAMES ROJAS**

Jamestown, N.Y.  
(Hutchinson CC/Jamestown HS)

**34**

6-0 • 180 • Fr. Guard

**PAUL STRAMGALIA**

Birmingham, Ala.  
(Mountain Brook HS)

**35**

6-11 • 225 • Fr. Forward/Center

**ALEX TCHIKOU**

Paris, France  
(Dream City Christian)